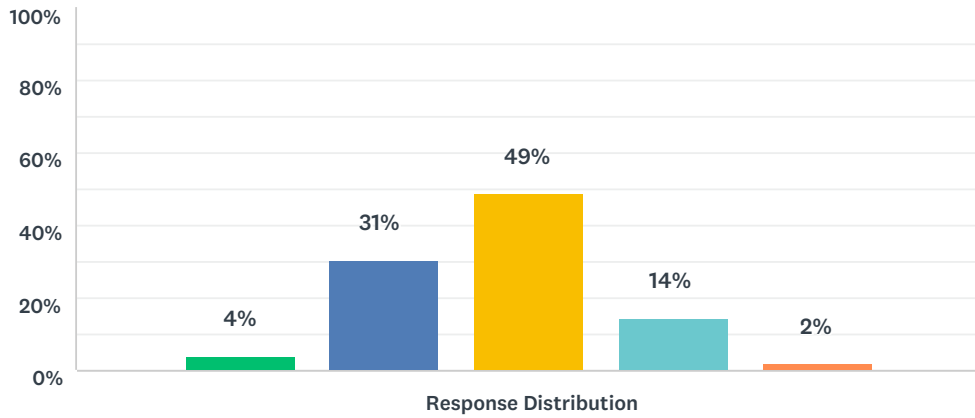


Q1 Results of college goals are regularly shared with campus constituencies.

Answered: 49 Skipped: 0

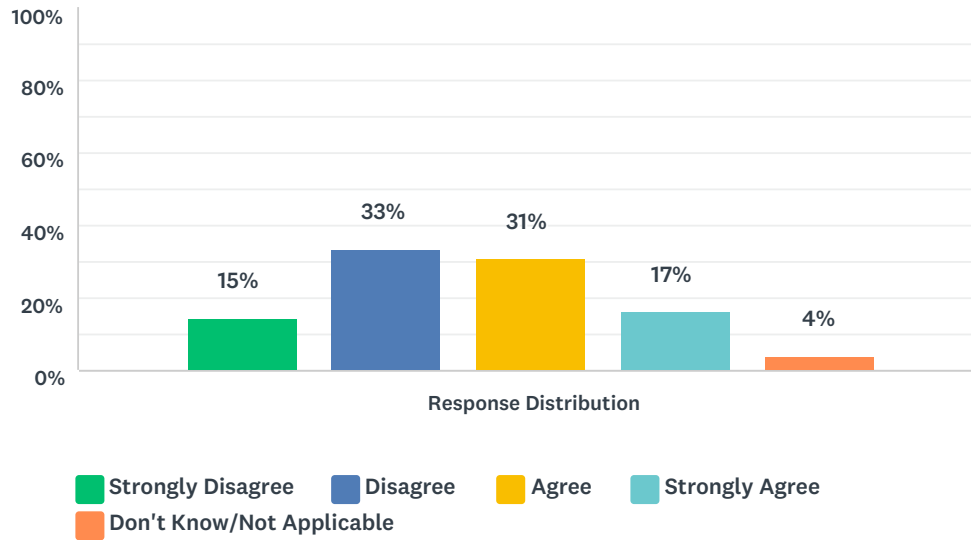


■ Strongly Disagree
 ■ Disagree
 ■ Agree
 ■ Strongly Agree
■ Don't Know/Not Applicable

	STRONGLY DISAGREE	DISAGREE	AGREE	STRONGLY AGREE	DON'T KNOW/NOT APPLICABLE	TOTAL	WEIGHTED AVERAGE
Response Distribution	4%	31%	49%	14%	2%	49	2.75
	2	15	24	7	1		

Q2 A consultative planning process is used to identify needed areas of improvement.

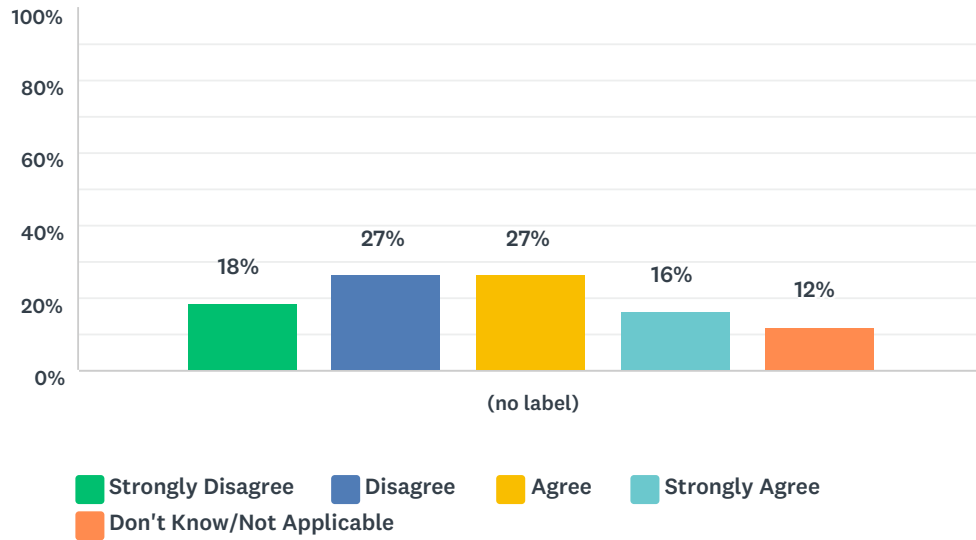
Answered: 48 Skipped: 1



	STRONGLY DISAGREE	DISAGREE	AGREE	STRONGLY AGREE	DON'T KNOW/NOT APPLICABLE	TOTAL	WEIGHTED AVERAGE
Response Distribution	15%	33%	31%	17%	4%	48	2.52
	7	16	15	8	2		

Q3 Employees have adequate opportunities to participate in the development of financial plans and budgets.

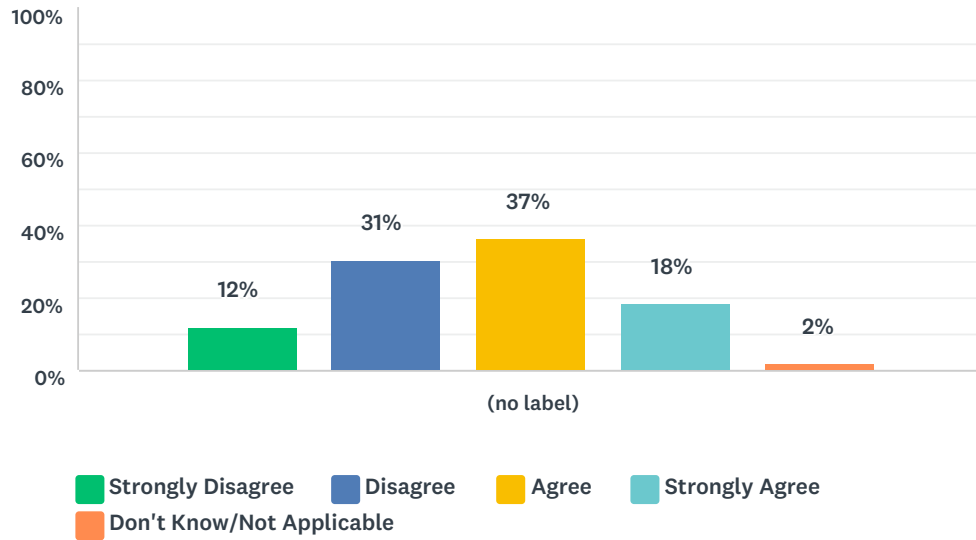
Answered: 49 Skipped: 0



	STRONGLY DISAGREE	DISAGREE	AGREE	STRONGLY AGREE	DON'T KNOW/NOT APPLICABLE	TOTAL	WEIGHTED AVERAGE
(no label)	18% 9	27% 13	27% 13	16% 8	12% 6	49	2.47

Q4 The College works collaboratively towards the achievement of college goals.

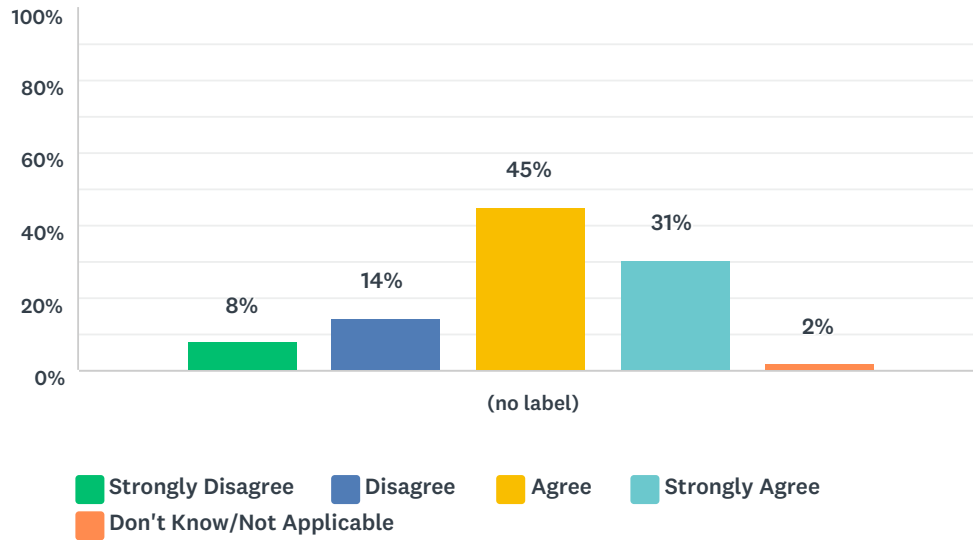
Answered: 49 Skipped: 0



	STRONGLY DISAGREE	DISAGREE	AGREE	STRONGLY AGREE	DON'T KNOW/NOT APPLICABLE	TOTAL	WEIGHTED AVERAGE
(no label)	12% 6	31% 15	37% 18	18% 9	2% 1	49	2.63

Q5 I am satisfied with the amount of opportunity I have to participate in college-wide planning.

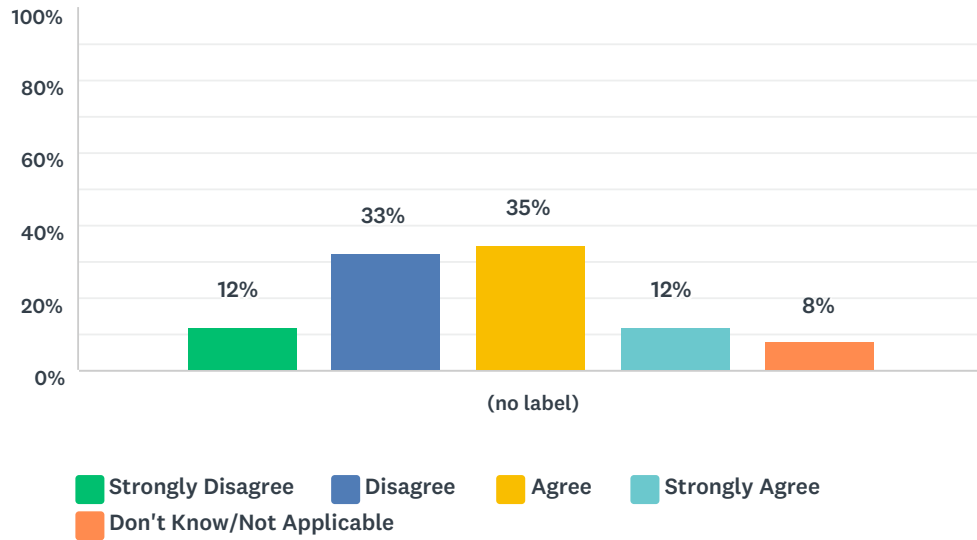
Answered: 49 Skipped: 0



	STRONGLY DISAGREE	DISAGREE	AGREE	STRONGLY AGREE	DON'T KNOW/NOT APPLICABLE	TOTAL	WEIGHTED AVERAGE
(no label)	8% 4	14% 7	45% 22	31% 15	2% 1	49	3.00

Q6 The program review process helps to promote positive change on campus.

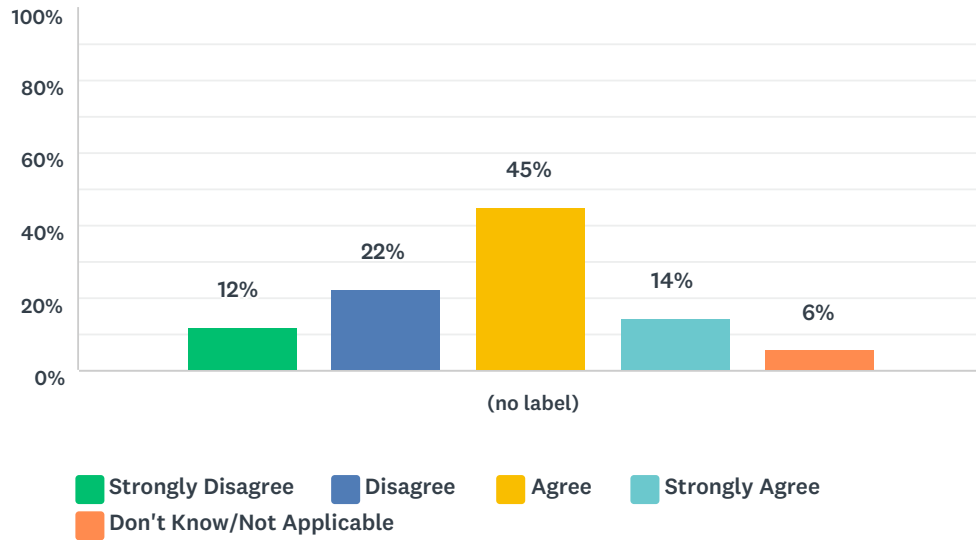
Answered: 49 Skipped: 0



	STRONGLY DISAGREE	DISAGREE	AGREE	STRONGLY AGREE	DON'T KNOW/NOT APPLICABLE	TOTAL	WEIGHTED AVERAGE
(no label)	12% 6	33% 16	35% 17	12% 6	8% 4	49	2.51

Q7 The role of employees in participatory governance is clearly stated and publicized.

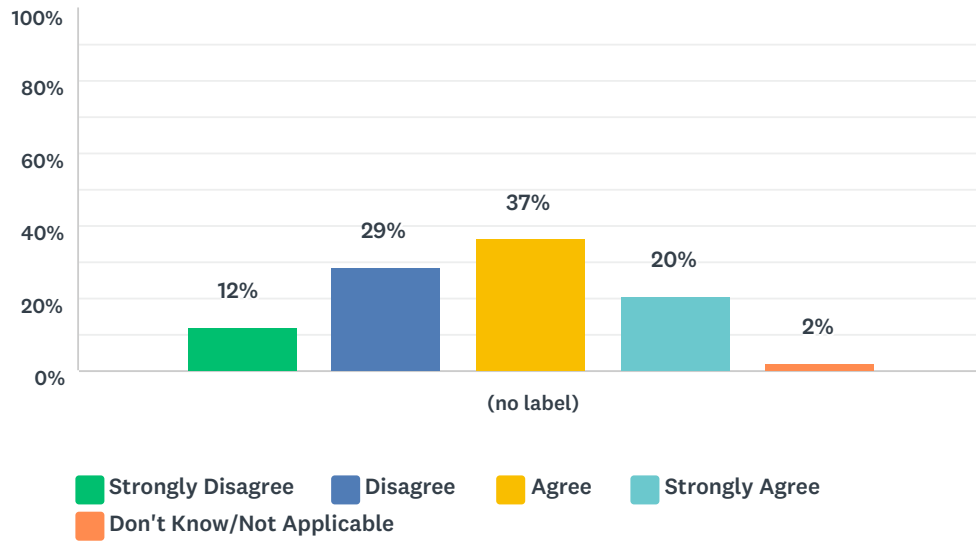
Answered: 49 Skipped: 0



	STRONGLY DISAGREE	DISAGREE	AGREE	STRONGLY AGREE	DON'T KNOW/NOT APPLICABLE	TOTAL	WEIGHTED AVERAGE
(no label)	12% 6	22% 11	45% 22	14% 7	6% 3	49	2.65

Q8 The procedures for hiring employees are clearly stated.

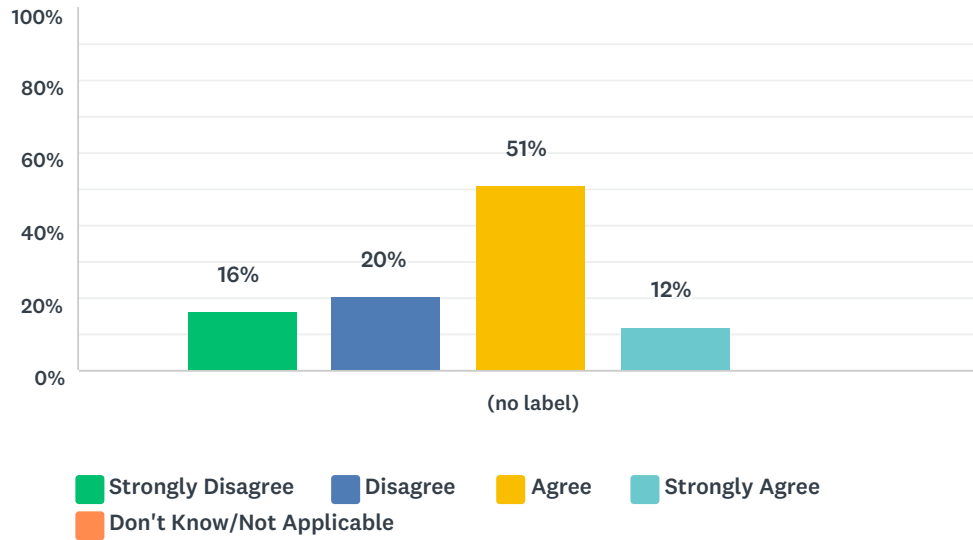
Answered: 49 Skipped: 0



	STRONGLY DISAGREE	DISAGREE	AGREE	STRONGLY AGREE	DON'T KNOW/NOT APPLICABLE	TOTAL	WEIGHTED AVERAGE
(no label)	12% 6	29% 14	37% 18	20% 10	2% 1	49	2.67

Q9 Cañada College encourages staff and faculty participation in the decision-making process.

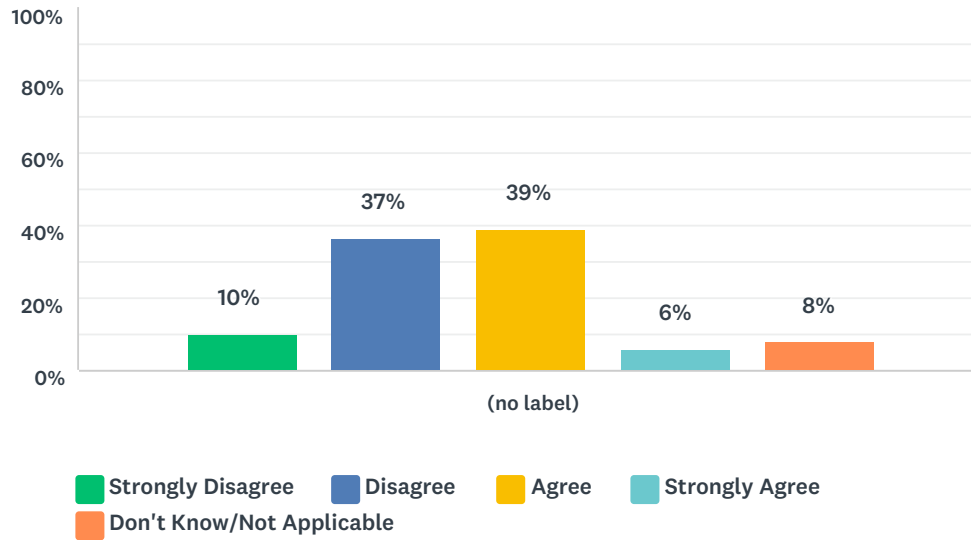
Answered: 49 Skipped: 0



	STRONGLY DISAGREE	DISAGREE	AGREE	STRONGLY AGREE	DON'T KNOW/NOT APPLICABLE	TOTAL	WEIGHTED AVERAGE
(no label)	16% 8	20% 10	51% 25	12% 6	0% 0	49	2.59

Q10 Overall, the participatory governance process is working well at Cañada.

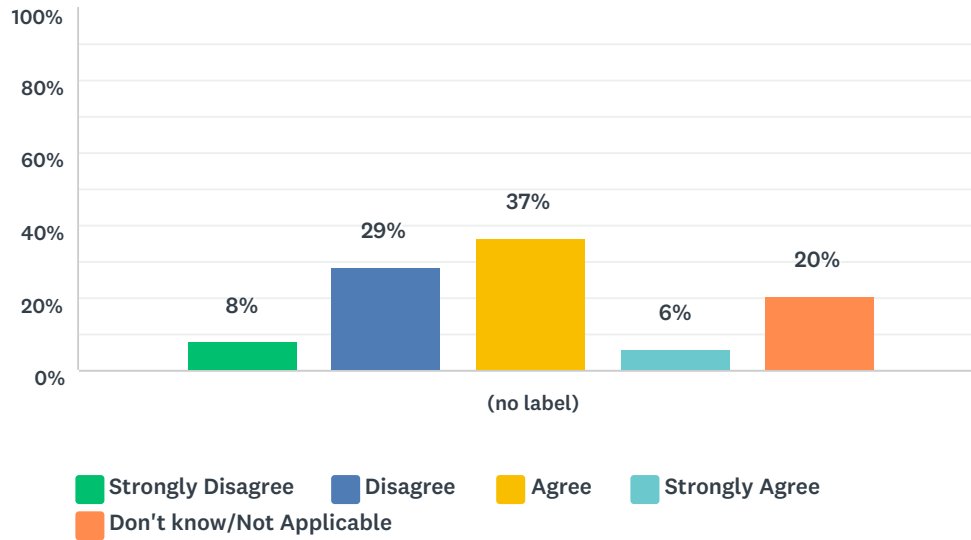
Answered: 49 Skipped: 0



	STRONGLY DISAGREE	DISAGREE	AGREE	STRONGLY AGREE	DON'T KNOW/NOT APPLICABLE	TOTAL	WEIGHTED AVERAGE
(no label)	10%	37%	39%	6%	8%	49	2.44
	5	18	19	3	4		

Q11 District planning and evaluation are integrated with college planning and evaluation to improve student learning and achievement.

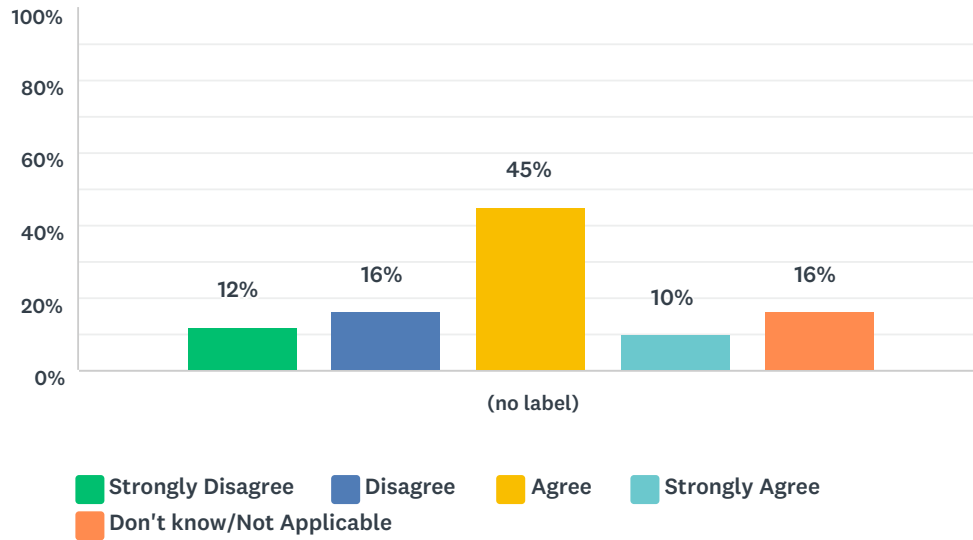
Answered: 49 Skipped: 0



	STRONGLY DISAGREE	DISAGREE	AGREE	STRONGLY AGREE	DON'T KNOW/NOT APPLICABLE	TOTAL	WEIGHTED AVERAGE
(no label)	8% 4	29% 14	37% 18	6% 3	20% 10	49	2.51

Q12 The District Office provides necessary services that support Cañada's mission.

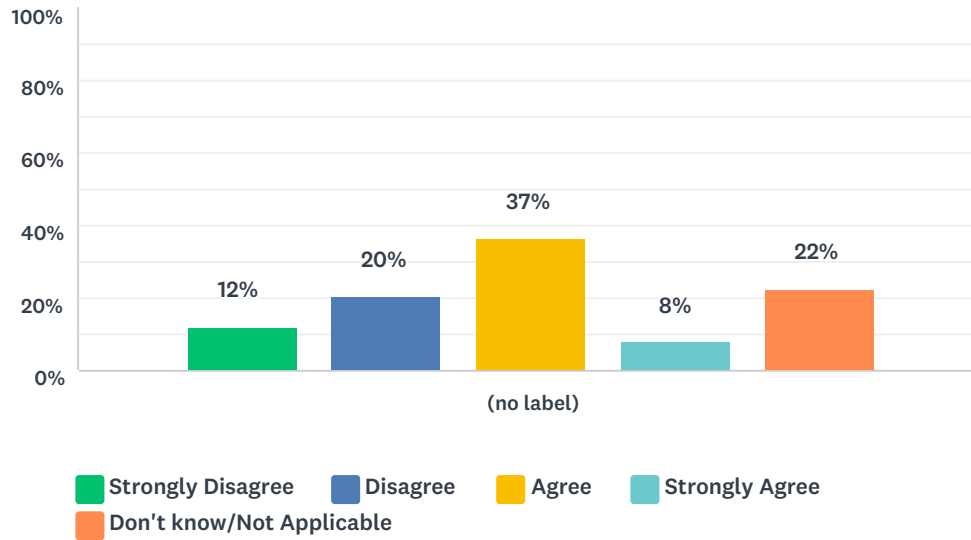
Answered: 49 Skipped: 0



	STRONGLY DISAGREE	DISAGREE	AGREE	STRONGLY AGREE	DON'T KNOW/NOT APPLICABLE	TOTAL	WEIGHTED AVERAGE
(no label)	12% 6	16% 8	45% 22	10% 5	16% 8	49	2.63

Q13 The District Office adheres to clearly defined policies consistent with the mission of the District

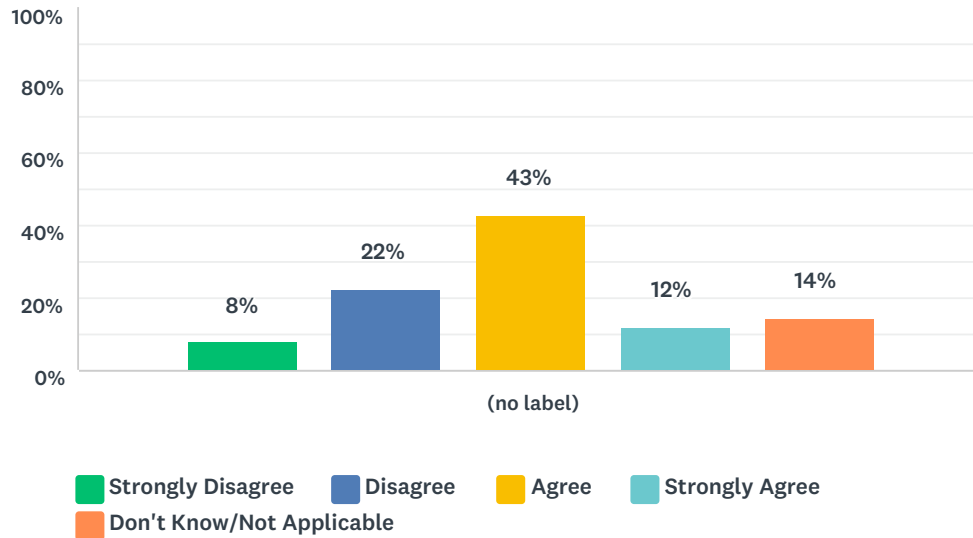
Answered: 49 Skipped: 0



	STRONGLY DISAGREE	DISAGREE	AGREE	STRONGLY AGREE	DON'T KNOW/NOT APPLICABLE	TOTAL	WEIGHTED AVERAGE
(no label)	12% 6	20% 10	37% 18	8% 4	22% 11	49	2.53

Q14 There are clear divisions of authority and responsibility between and among the District Office, the Board of Trustees, and Cañada College.

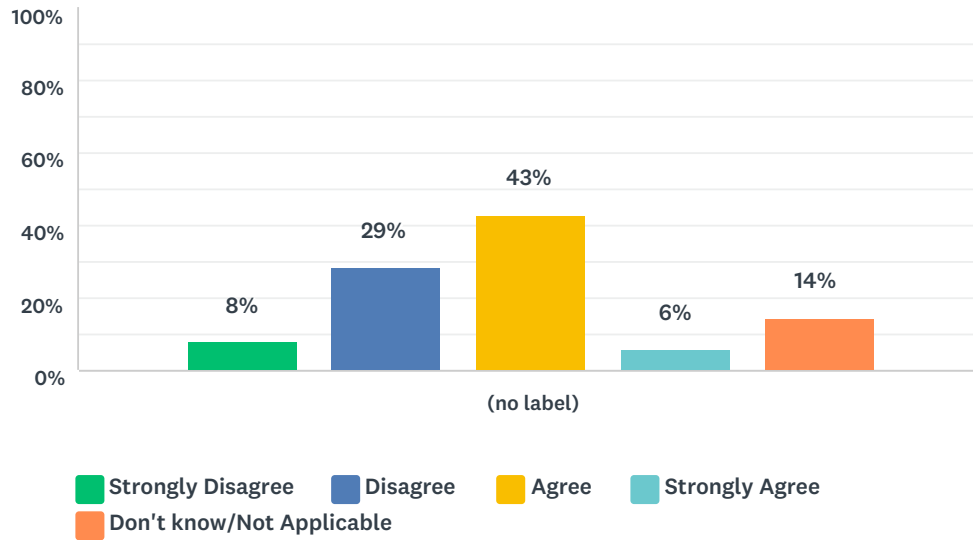
Answered: 49 Skipped: 0



	STRONGLY DISAGREE	DISAGREE	AGREE	STRONGLY AGREE	DON'T KNOW/NOT APPLICABLE	TOTAL	WEIGHTED AVERAGE
(no label)	8%	22%	43%	12%	14%	49	2.69
	4	11	21	6	7		

Q15 The Board of Trustees, the District Office, and the College function as mutually supporting yet independent self-governing units.

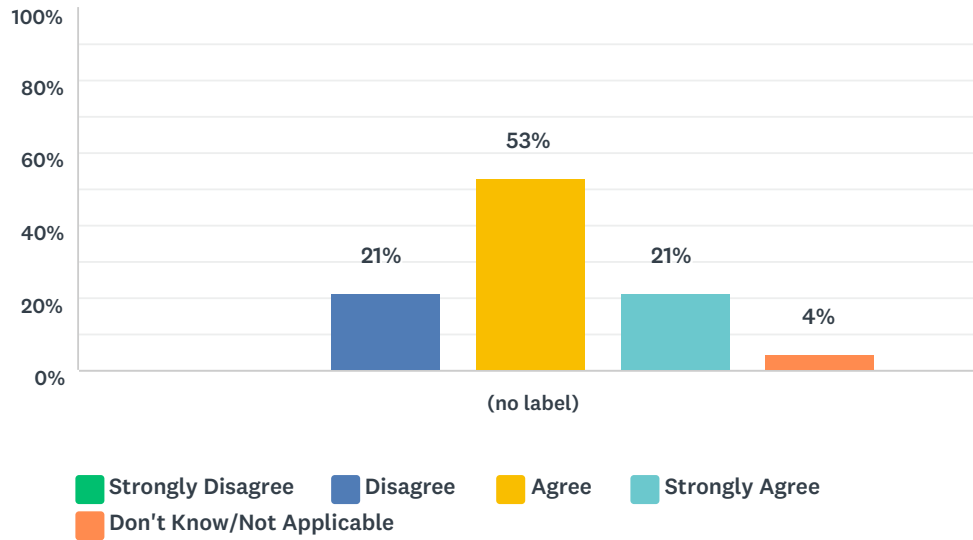
Answered: 49 Skipped: 0



	STRONGLY DISAGREE	DISAGREE	AGREE	STRONGLY AGREE	DON'T KNOW/NOT APPLICABLE	TOTAL	WEIGHTED AVERAGE
(no label)	8%	29%	43%	6%	14%	49	2.55
	4	14	21	3	7		

Q16 I am familiar with the institutional learning outcomes (ILOs) and their purpose.

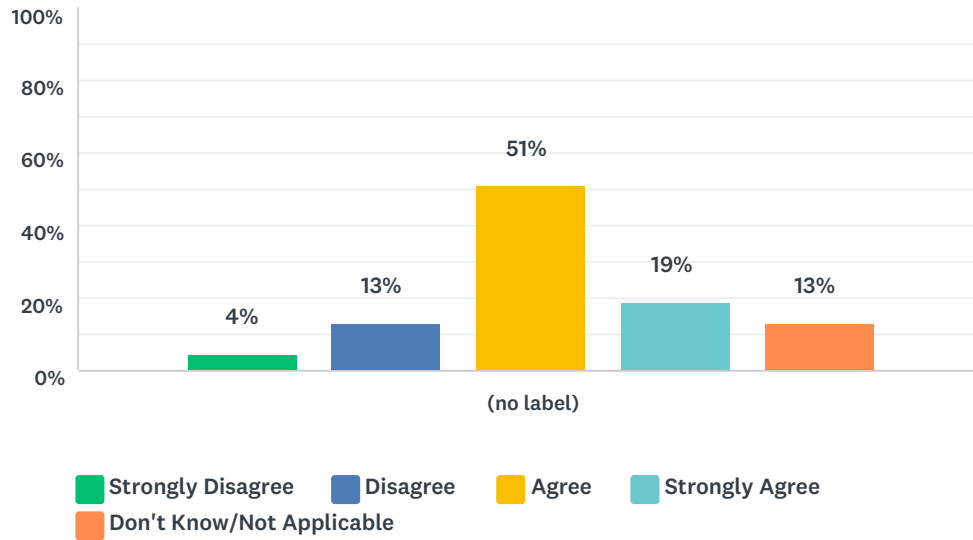
Answered: 47 Skipped: 2



	STRONGLY DISAGREE	DISAGREE	AGREE	STRONGLY AGREE	DON'T KNOW/NOT APPLICABLE	TOTAL	WEIGHTED AVERAGE
(no label)	0%	21%	53%	21%	4%	47	3.00
	0	10	25	10	2		

Q17 I engage other faculty/staff in my department in dialogues about assessment results and subsequent action plans.

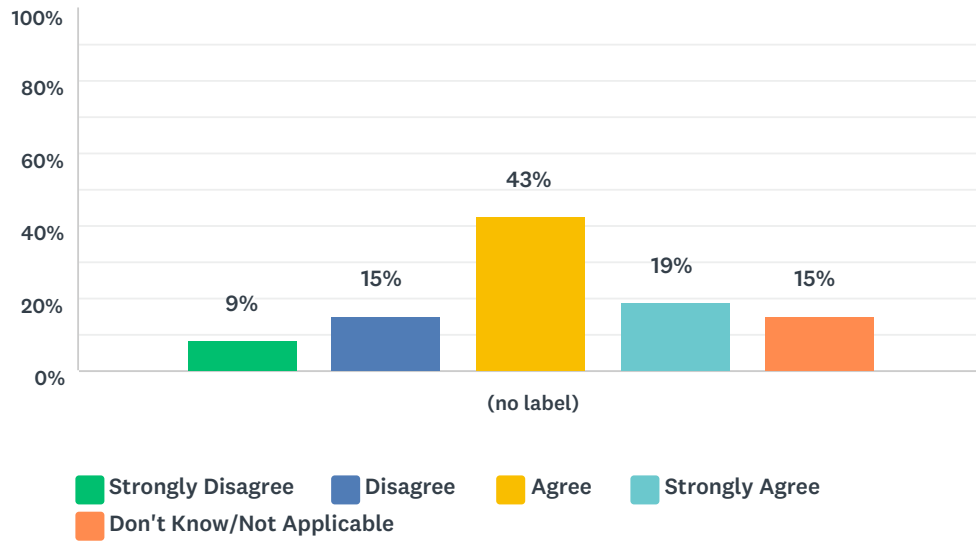
Answered: 47 Skipped: 2



	STRONGLY DISAGREE	DISAGREE	AGREE	STRONGLY AGREE	DON'T KNOW/NOT APPLICABLE	TOTAL	WEIGHTED AVERAGE
(no label)	4%	13%	51%	19%	13%	47	2.98
	2	6	24	9	6		

Q18 I use assessment results to inform subsequent plans.

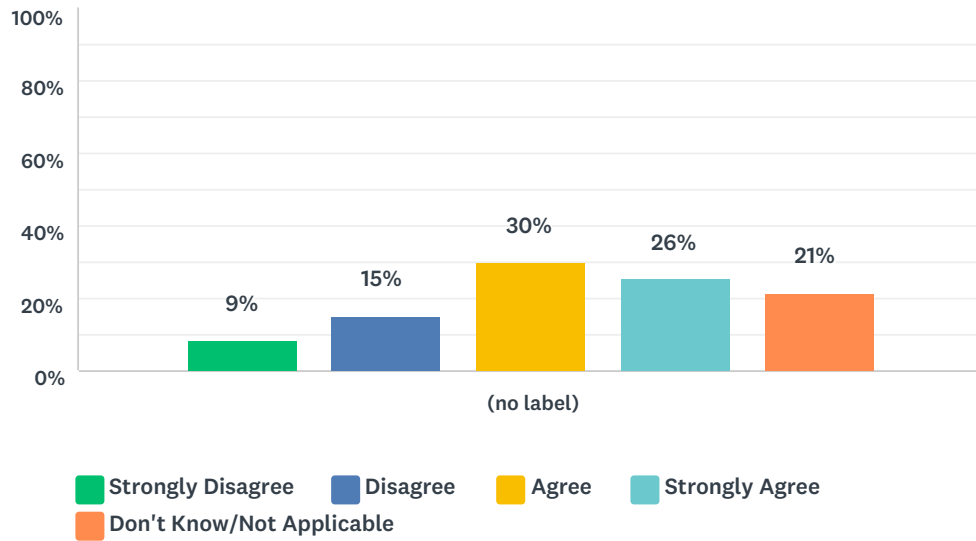
Answered: 47 Skipped: 2



	STRONGLY DISAGREE	DISAGREE	AGREE	STRONGLY AGREE	DON'T KNOW/NOT APPLICABLE	TOTAL	WEIGHTED AVERAGE
(no label)	9%	15%	43%	19%	15%	47	2.85
	4	7	20	9	7		

Q19 I use assessment results to inform resource requests.

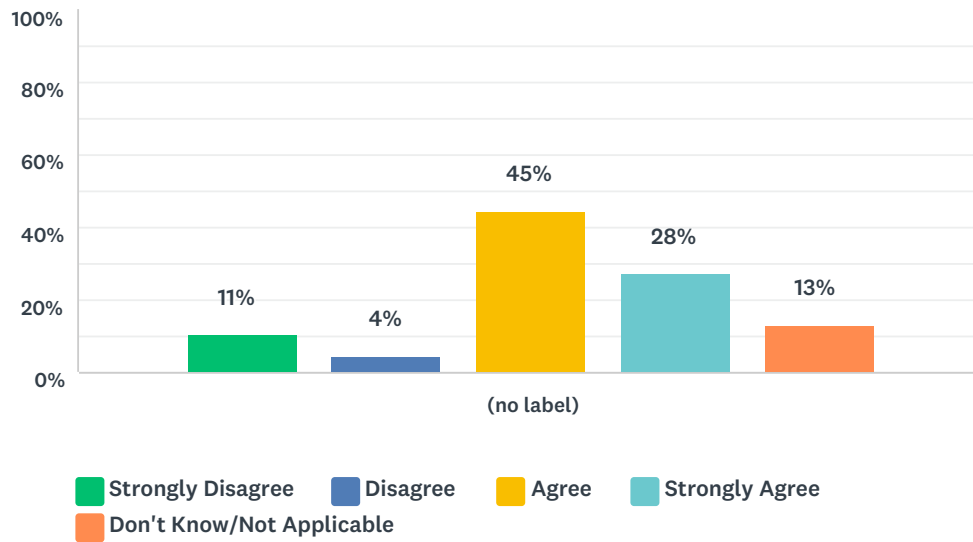
Answered: 47 Skipped: 2



	STRONGLY DISAGREE	DISAGREE	AGREE	STRONGLY AGREE	DON'T KNOW/NOT APPLICABLE	TOTAL	WEIGHTED AVERAGE
(no label)	9%	15%	30%	26%	21%	47	2.92
	4	7	14	12	10		

Q20 I see how assessment can inform decisions about curriculum, resource allocation, etc.

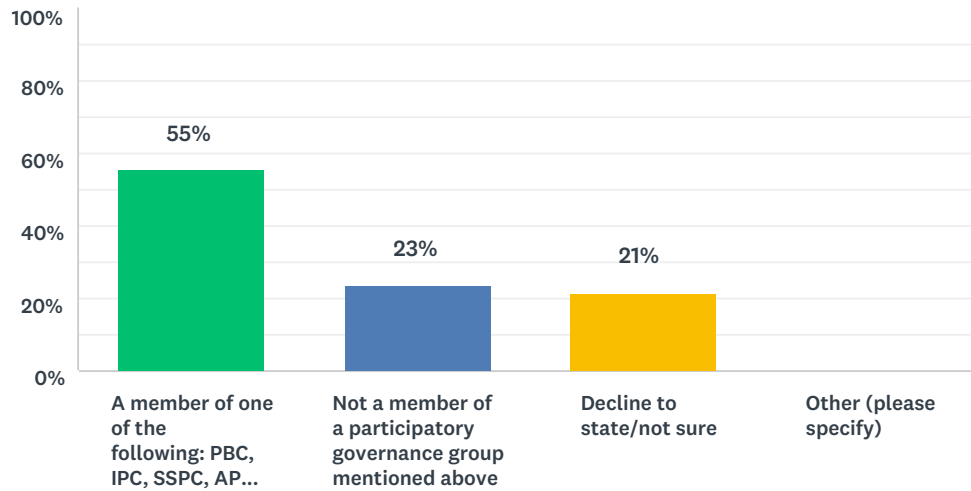
Answered: 47 Skipped: 2



	STRONGLY DISAGREE	DISAGREE	AGREE	STRONGLY AGREE	DON'T KNOW/NOT APPLICABLE	TOTAL	WEIGHTED AVERAGE
(no label)	11% 5	4% 2	45% 21	28% 13	13% 6	47	3.02

Q21 In 2017-18, I am:

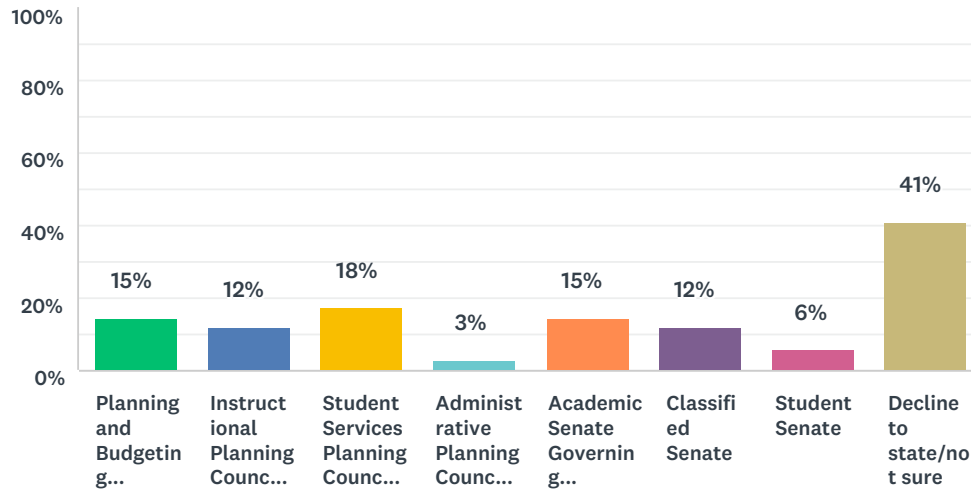
Answered: 47 Skipped: 2



ANSWER CHOICES	RESPONSES	
A member of one of the following: PBC, IPC, SSPC, APC, Academic Senate Governing Council, Classified Senate or Student Senate	55%	26
Not a member of a participatory governance group mentioned above	23%	11
Decline to state/not sure	21%	10
Other (please specify)	0%	0
TOTAL		47

Q22 Please indicate which governance group(s) you serve on (Check all that apply)

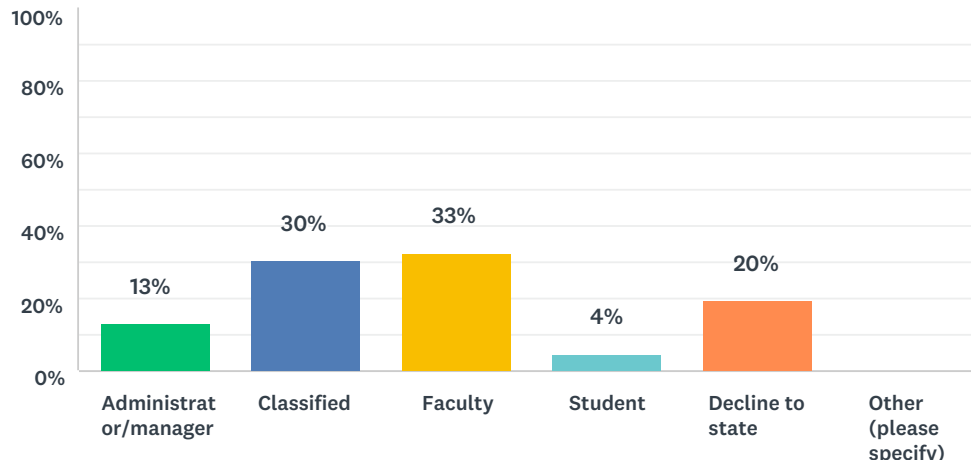
Answered: 34 Skipped: 15



ANSWER CHOICES	RESPONSES	
Planning and Budgeting Council (PBC)	15%	5
Instructional Planning Council (IPC)	12%	4
Student Services Planning Council (SSPC)	18%	6
Administrative Planning Council (APC)	3%	1
Academic Senate Governing Council	15%	5
Classified Senate	12%	4
Student Senate	6%	2
Decline to state/not sure	41%	14
Total Respondents: 34		

Q23 What is your primary employment classification?

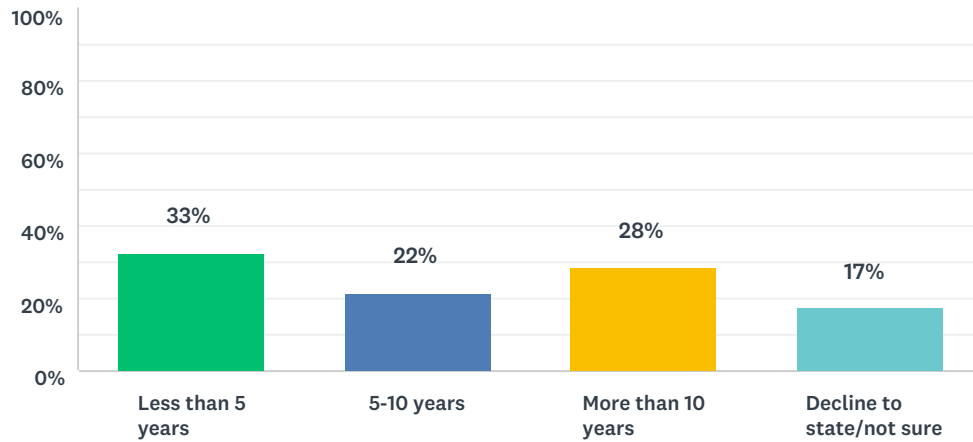
Answered: 46 Skipped: 3



ANSWER CHOICES	RESPONSES	
Administrator/manager	13%	6
Classified	30%	14
Faculty	33%	15
Student	4%	2
Decline to state	20%	9
Other (please specify)	0%	0
TOTAL		46

Q24 How many years have you been at Cañada College?

Answered: 46 Skipped: 3



ANSWER CHOICES	RESPONSES	
Less than 5 years	33%	15
5-10 years	22%	10
More than 10 years	28%	13
Decline to state/not sure	17%	8
TOTAL		46