

Enrollment Dashboard

Enrollment Warehouse Dashboard

Dashboard Options: Saved Settings | Report Options: Choose a Report

[Load G Numbers](#)
[View Flat File](#)

College(s)

Code	Desc
2	Skyline College
3	Canada College
4	College of San M...

3 items, 1 selected

Registration Term(s)

Term
201608 - Fall 2016
201605 - Summer 2016
201603 - Spring 2016
201508 - Fall 2015
201505 - Summer 2015

198 items, 1 selected

Division(s)

Code	Description
3340	Canada Counseling
3411	Canada Bus. Design ...
3413	Canada Humanities
3414	Canada Science & T...
3416	Canada Ath/Kines/D...

5 items, 1 selected

Subject(s)

Code
ANTH
ART
COMM
DRAM
ENGL

15 items, 1 selected

Measures

Load Enrollment Data!

Available Dimensions

Email | Engl Plcmt | EOPS | Finaid Recip | Foster Youth | G# | G1 Ed Lvl | G2 Ed Lvl | Gender | Highschool | HS Grad Year | Major | Math Plcmt | MCHS | MESA | Name | Phone | PUENTE

Columns

Subject	Ethnicity	Total by ROWS
COMM	American Indian/Alaskan Native	1
	Asian	29
	Black - Non-Hispanic	15
	Filipino	11
	Hispanic	115
	Multi Races	68
	Pacific Islander	11
	Unknown	16
	White Non-Hispanic	90
	Sub-total by COMM	356
Total by COLUMNS		356

Subject	Ethnicity	Course	Total by ROWS
COMM	American Indian/Alaskan Native		1
	Asian		8
			14
			2
			5
		Sub-total by Asian	29
	Black - Non-Hispanic		3
			8
			5
			3
			3
		Sub-total by Black - Non-Hispanic	15
	Filipino		2
			2
			2
			5
			1
		Sub-total by Filipino	11
	Hispanic		21
Total by COLUMNS			356

Course Retention and Success Dashboard

Course Success & Retention Warehouse Dashboard

Dashboard Options: Saved Settings Report Options: Choose a Report

[Load G Numbers](#)

College(s)

- 2 Skyline College
- 3 Canada College
- 4 College of San M...

3 items, 1 selected

Registration Term(s)

- 201608 - Fall 2016
- 201605 - Summer 2016
- 201603 - Spring 2016
- 201508 - Fall 2015
- 201505 - Summer 2015

198 items, 1 selected

Division(s)

- 3340 Canada Counseling
- 3411 Canada Bus. Design &...
- 3413 Canada Humanities
- 3414 Canada Science & Te...
- 3416 Canada Ath/Kines/Dan...

5 items, 1 selected

Subject(s)

- ACTG
- ARCH
- BUS.
- CBOT
- CCOC

Load Course Data!

Available Dimensions: College, CRN, Citizenship, Credit Range, CWA, Cum. GPA, Degree, Division, Dismissal, DSPS, Earned Hours, Economic Status, Ed Goal, Ed Level, Email, EOPS, Engl Plcmt, Finaid Recip

Columns: Ethnicity, Subject, Course

Total by ROWS					
Ethnicity	Total Hdct Value	Retained Value	Retention Rate Value	Passed Value	Pass Rate Value
→ American Indian/Alaskan Native	1	1	100.00%	0	0.00%
→ Asian	19	19	100.00%	17	89.47%
→ Black - Non-Hispanic	4	2	50.00%	1	25.00%
→ Filipino	9	7	77.78%	3	33.33%
→ Hispanic	64	48	75.00%	31	48.44%
→ Multi Races	30	24	80.00%	17	56.67%
→ Pacific Islander	11	10	90.91%	9	81.82%
→ Unknown	6	5	83.33%	4	66.67%
→ White Non-Hispanic	64	59	92.19%	43	67.19%
Total by COLUMNS	208	175	84.13%	125	60.10%

[Load G Numbers](#)

College(s)

- 2 Skyline College
- 3 Canada College
- 4 College of San M...

3 items, 1 selected

Registration Term(s)

- 201608 - Fall 2016
- 201605 - Summer 2016
- 201603 - Spring 2016
- 201508 - Fall 2015
- 201505 - Summer 2015

198 items, 1 selected

Division(s)

- 3340 Canada Counseling
- 3411 Canada Bus. Design &...
- 3413 Canada Humanities
- 3414 Canada Science & Te...
- 3416 Canada Ath/Kines/Dan...

5 items, 1 selected

Subject(s)

- ACTG
- ARCH

Load Course Data!

Available Dimensions: College, CRN, Citizenship, Credit Range, CWA, Cum. GPA, Degree, Division, Dismissal, DSPS, Earned Hours, Economic Status, Ed Goal, Ed Level, Email, EOPS, Engl Plcmt, Finaid Recip

Columns: Ethnicity, Subject, Course

Total by ROWS							
Ethnicity	Subject	Course	Total Hdct Value	Retained Value	Retention Rate Value	Passed Value	Pass Rate Value
→ American Indian/Alaskan Native	→ ACTG	121	1	1	100.00%	0	0.00%
		100	1	1	100.00%	1	100.00%
		121	8	8	100.00%	7	87.50%
		131	9	9	100.00%	8	88.89%
		181	1	1	100.00%	1	100.00%
		Sub-total by ACTG	19	19	100.00%	17	89.47%
→ Black - Non-Hispanic	→ ACTG	100	2	2	100.00%	1	50.00%
		121	2	0	0.00%	0	0.00%
		Sub-total by ACTG	4	2	50.00%	1	25.00%
→ Filipino	→ ACTG	100	2	2	100.00%	0	0.00%
		121	7	5	71.43%	3	42.86%
		Sub-total by ACTG	9	7	77.78%	3	33.33%
→ Hispanic	→ ACTG	100	13	8	61.54%	3	23.08%
		121	37	29	78.38%	18	48.65%
		131	9	6	66.67%	5	55.56%

Course Progression Dashboard

Course Progression Warehouse Dashboard

Dashboard Options: Saved Settings



Report Options: Choose a Report



Course

NOTE: This information uses the most recent course grade.

Use GNumber Filter?

G-Number:

College: Skyline College
Canada College
College of San Mateo

Start Term: 201208 - Fall 2012

End Term: 201603 - Spring 2016

Gender: **All Genders**

Age Range: to

EOPS Code: Everyone

TRIO: Everyone

MESA: Everyone

All?

Ethnicity: ***** All Ethnicities *****

Column One

Subj: ENGL

Numb: 826

CRN: ** ALL **

138 total
[View Grad Stats](#)

Passed

Subj: ENGL

Numb: 836

CRN: ** ALL **

52 total
[View Grad Stats](#)

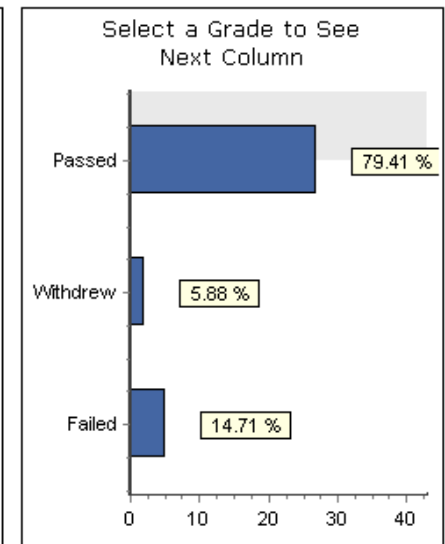
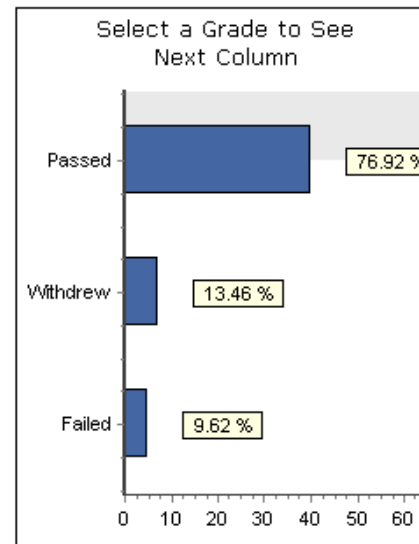
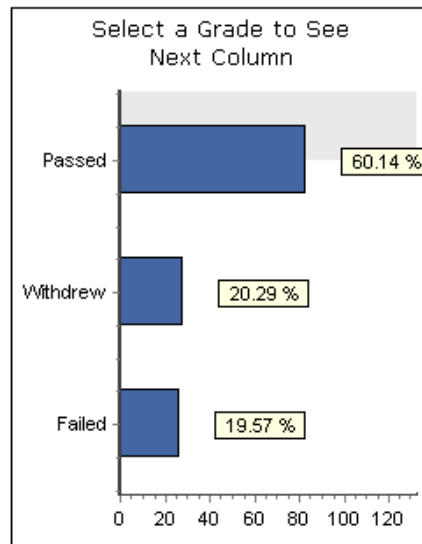
Passed

Subj: ENGL

Numb: 100

CRN: ** ALL **

34 total
[View Grad Stats](#)



Persistence Dashboard

[Load G Numbers](#)

College(s)

Code	Desc
2	Skyline College
3	Canada College
4	College of San M...

3 items, 1 selected

Term

Credits

201408 - Fall 2014	6
201503 - Spring 2015	.5
*** None ***	.5

Division(s)

All?

Code	Description
3340	Canada Counseling
3411	Canada Bus. Design &...
3413	Canada Humanities
3414	Canada Science & Te...
3416	Canada Ath/Kines/Dan...

5 items, 1 selected

Subject(s)

All?

Code
ART
COMM
DRAM
ENGL
ESL

16 items, 1 selected

Load Persistence Data!

Available Dimensions

G2 Ed Lvl	Gender	GPA	Highschool	HS Grad Year	Major	Math Plcmt	MCH5	MESA
Name	Phone	PUENTE	Residency	Student Type	Transferability	TRIO	Veteran	Visa Type

Columns

Total by ROWS		
Undup Hdct	Term2 Pers	Term2 Rate
Value	Value	Value
90	66	73.33%

Degrees and Certificates Dashboard

Dashboard Options: Saved Settings
Report Options: Choose a Report

Cañada College
Degrees & Certificates

[Load G Numbers](#)

College(s)

Code	Desc
1	District
2	Skyline College
3	Canada College
4	College of San M...
9	Unknown

5 items, 1 selected

Graduation Term(s)

Code	Desc
201505	Summer 2015
201503	Spring 2015
201408	Fall 2014
201405	Summer 2014
201403	Spring 2014

81 items, 3 selected

Major(s) All?

Code	Desc
*** All Majors ***	

1 items, 1 selected

Program(s) All?

Code	Desc
*** All Programs ***	

Load Degrees and Certificates Data!

Available Dimensions

CWA Dismissal DSPS Earned Hours Economic Status Ed Goal Ed Level Email Engl Plcmt
EOPS FinaidRecip FosterYouth G# G1 Ed Lvl G2 Ed Lvl Gender Highschool HS Grad Year

Columns

Grad Term

Ethnicity	Grad Term	Fall 2014	Spring 2015	Summer 2014	Total by ROWS
Degree	Ethnicity	Headcount	Headcount	Headcount	Headcount
		Value	Value	Value	Value
+	Asian	5	31	8	44
+	Black - Non-Hispanic	8	23	0	31
+	Filipino	5	13	4	22
+	Hispanic	66	271	21	358
+	Multi Races	12	90	7	109
+	Pacific Islander	6	11	2	19
+	Unknown	9	11	1	21
+	White Non-Hispanic	50	126	15	191
Total by COLUMNS		161	576	58	795