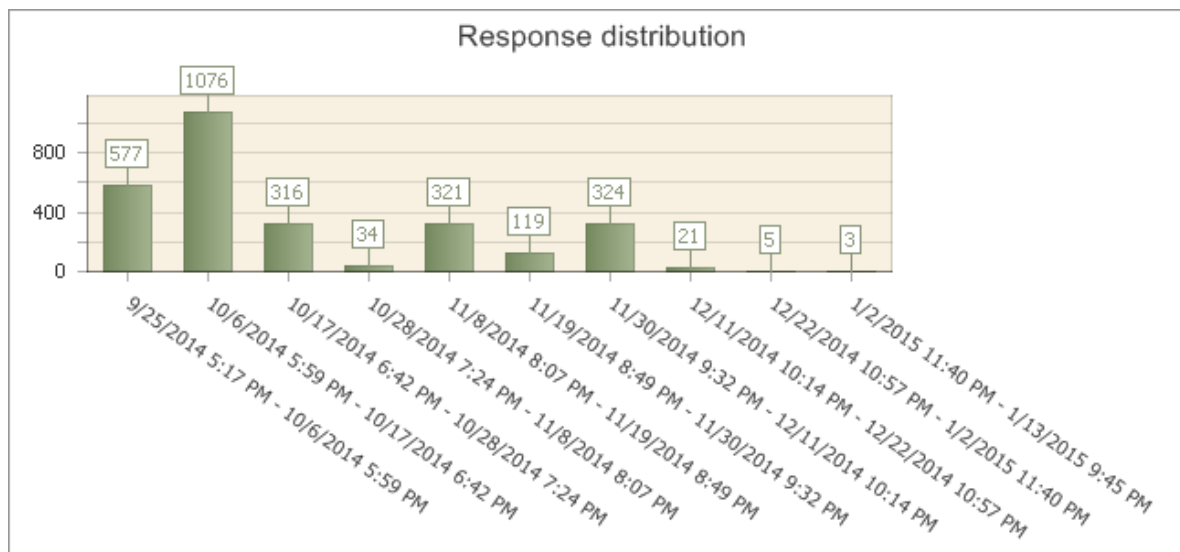




Summary of surveys in the report

Survey	# Pages	# Questions	Date opened	Date closed	Responses	# Complete responses
SMCCCD Fall 2014 Career Technical Education Survey	7	39	2/28/2013		2796	2572



1.

Response counts for survey ' SMCCCD Fall 2014 Career Technical Education Survey '

	Before filtering	After filtering
Partial responses (unique respondents)	224 (224)	35 (35)
Completed responses (unique respondents)	2572 (2572)	677 (677)

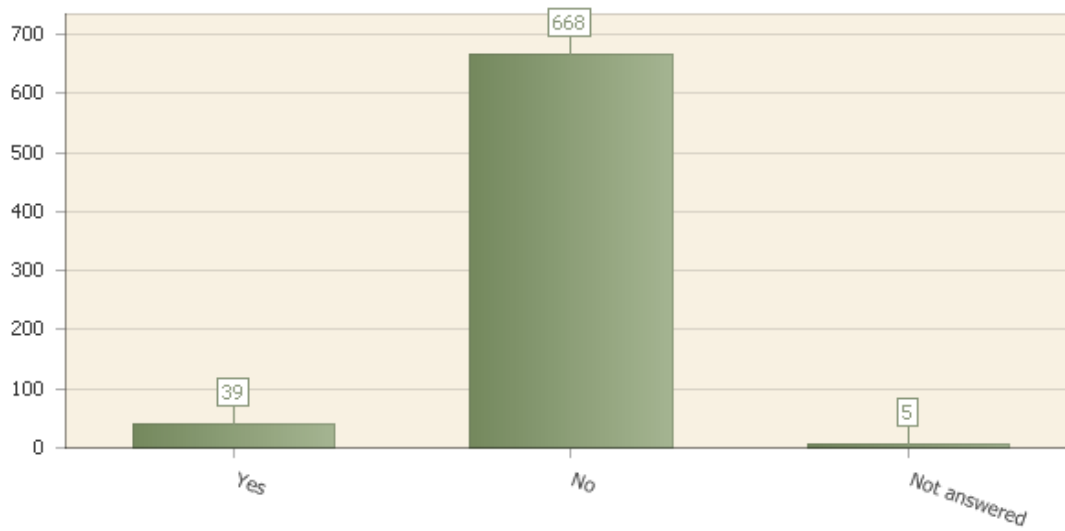
1.1. P2Q2

Are you a single parent with custody of a minor child?

Question type: Multiple choice

Number of responses: 707

Number of respondents: 712



Answer	Count	Percent answer
Yes	39	5.5%
No	668	93.8%
Not answered	5	0.7%

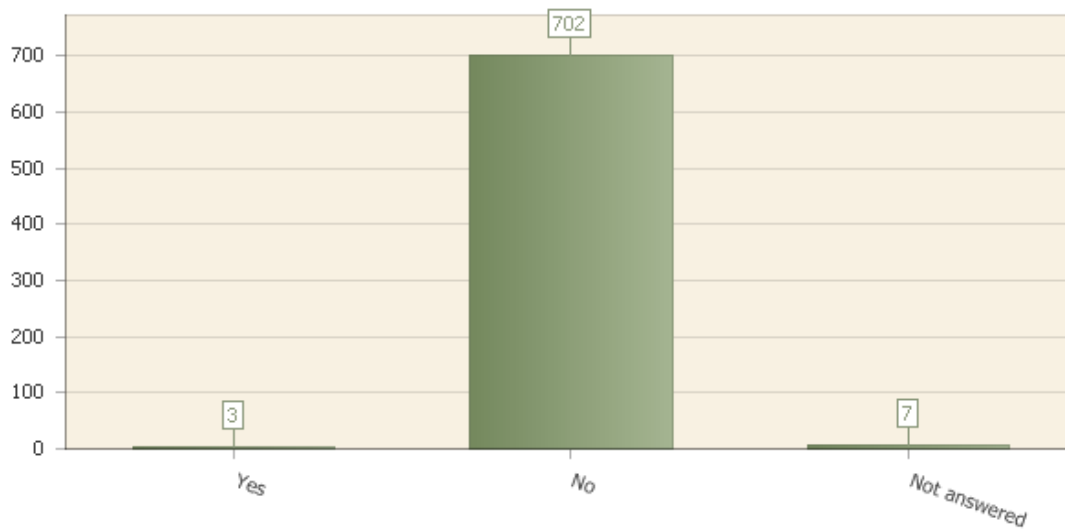
1.2. P2Q3

Are you a single pregnant woman attending the college to develop job skills?

Question type: Multiple choice

Number of responses: 705

Number of respondents: 712



Answer	Count	Percent answer
Yes	3	0.4%
No	702	98.6%
Not answered	7	1.0%

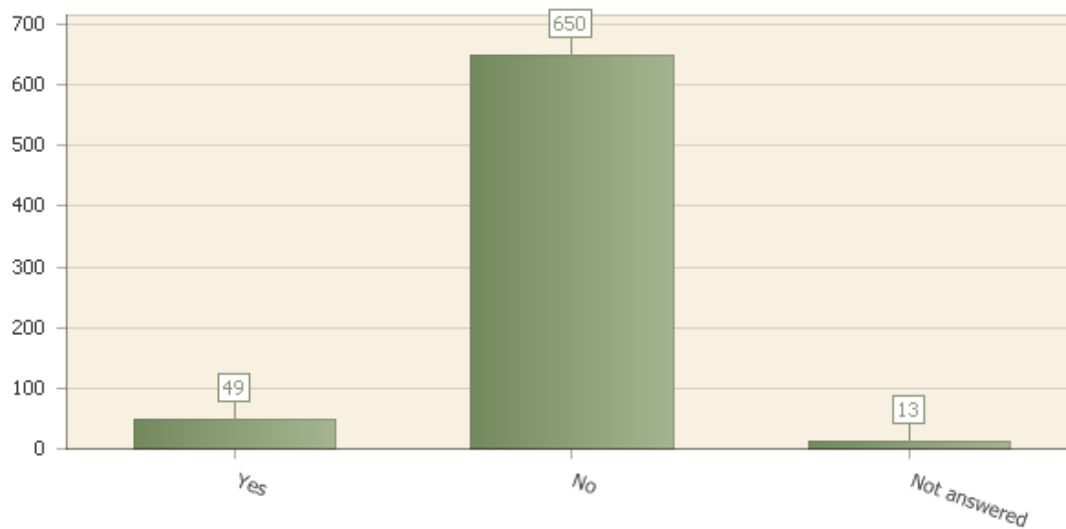
1.3. P2Q4

Are you a displaced homemaker attending the college to develop job skills?

Question type: Multiple choice

Number of responses: 699

Number of respondents: 712



Answer	Count	Percent answer
Yes	49	6.9%
No	650	91.3%
Not answered	13	1.8%

1.4. P2Q5

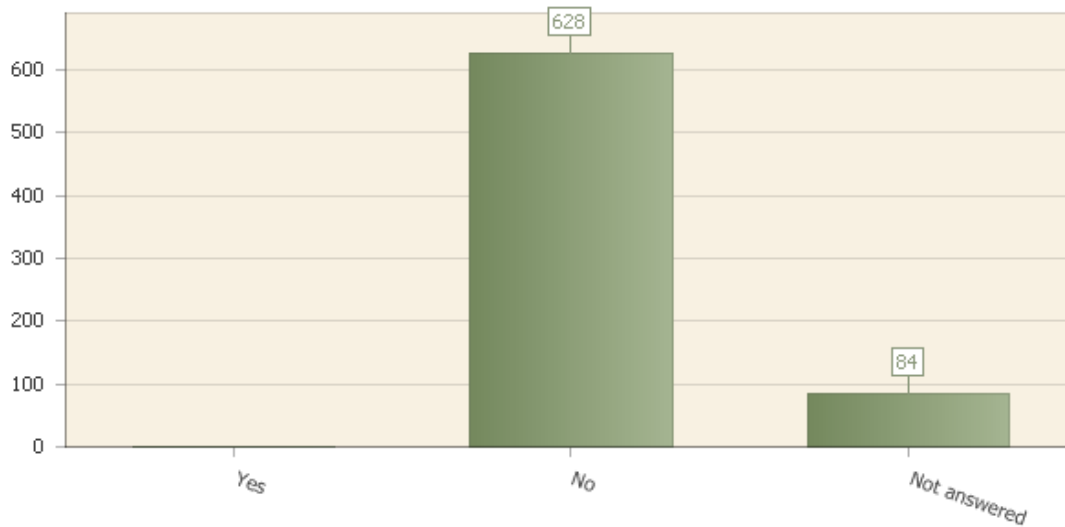
Are you currently receiving economic assistance from any of the following?

Question type: Matrix & Multimatrix

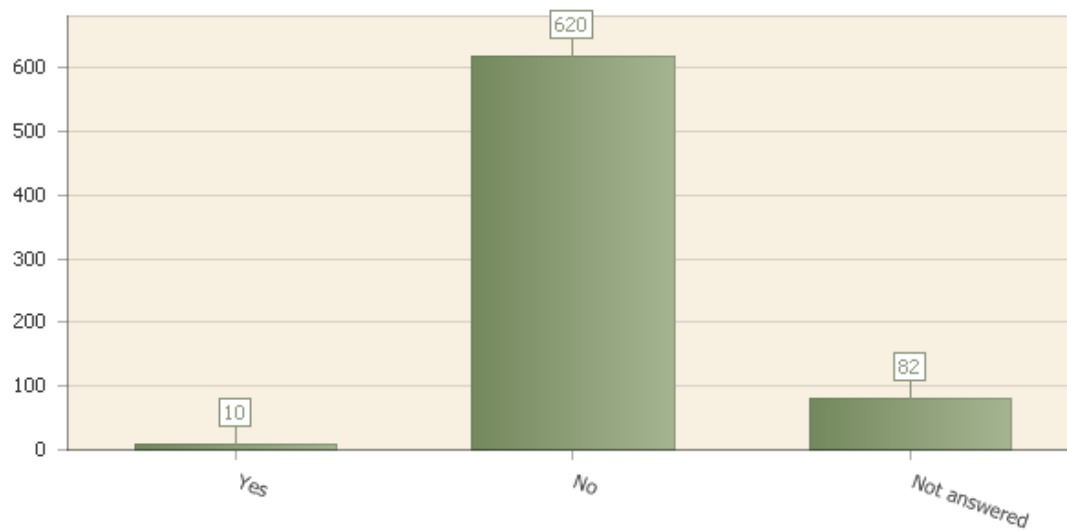
Number of responses: 681

Number of respondents: 712

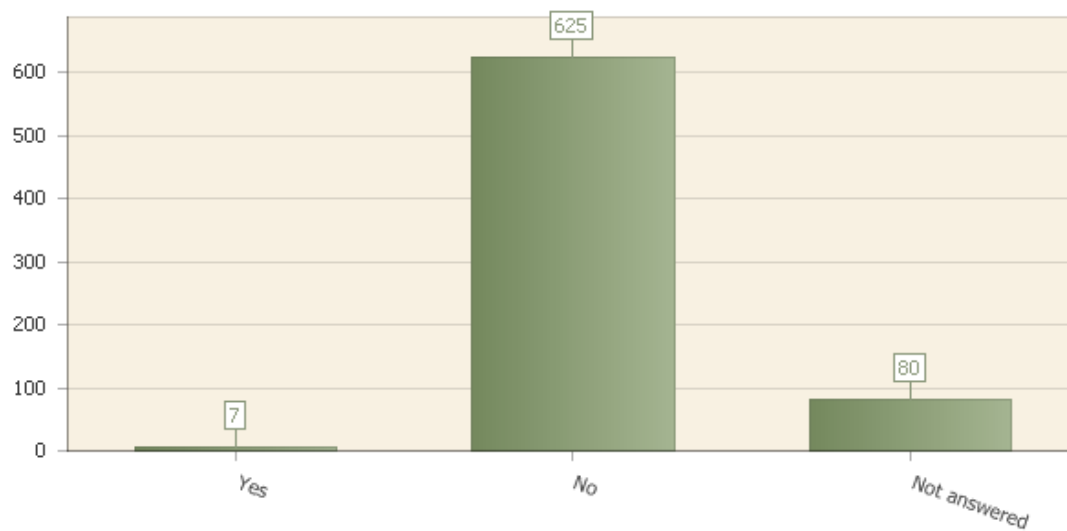
Workforce Investment Act



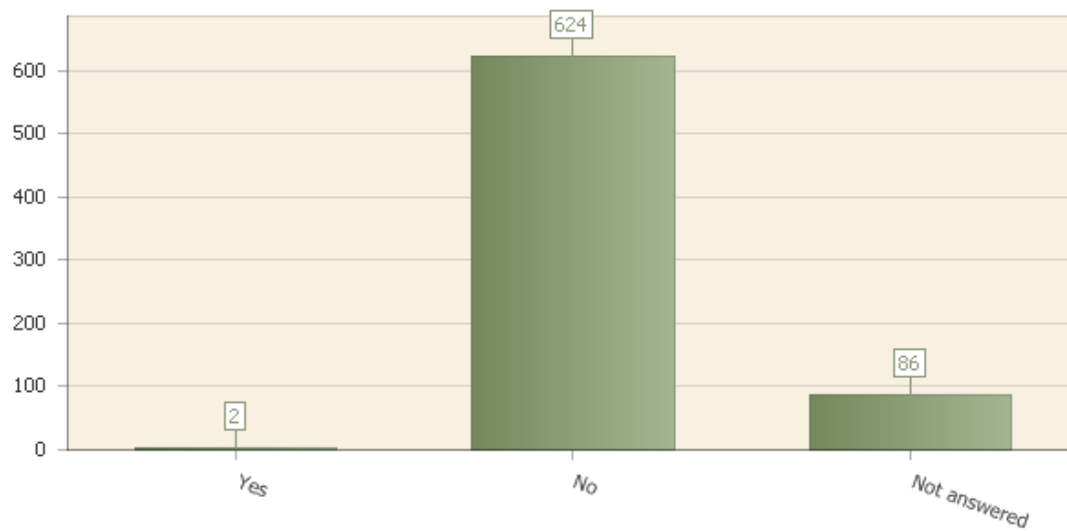
TANF/CalWORKS



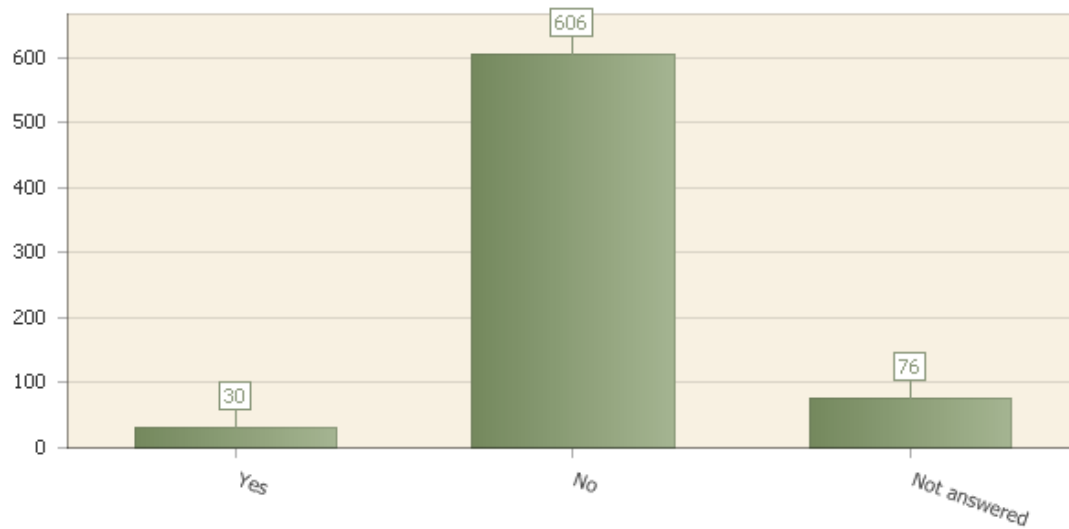
Supplemental Security Income (SSI)



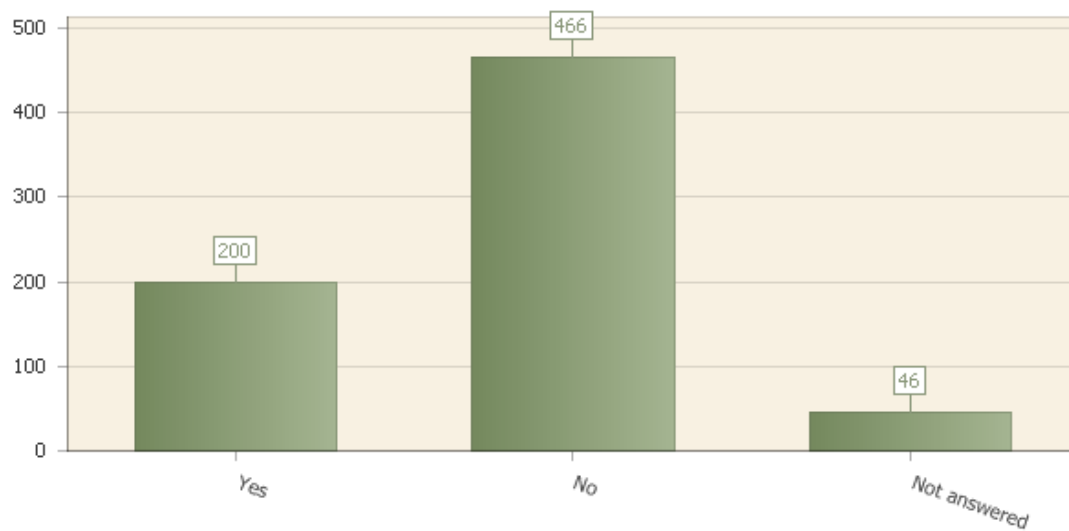
General Assistance (GA)



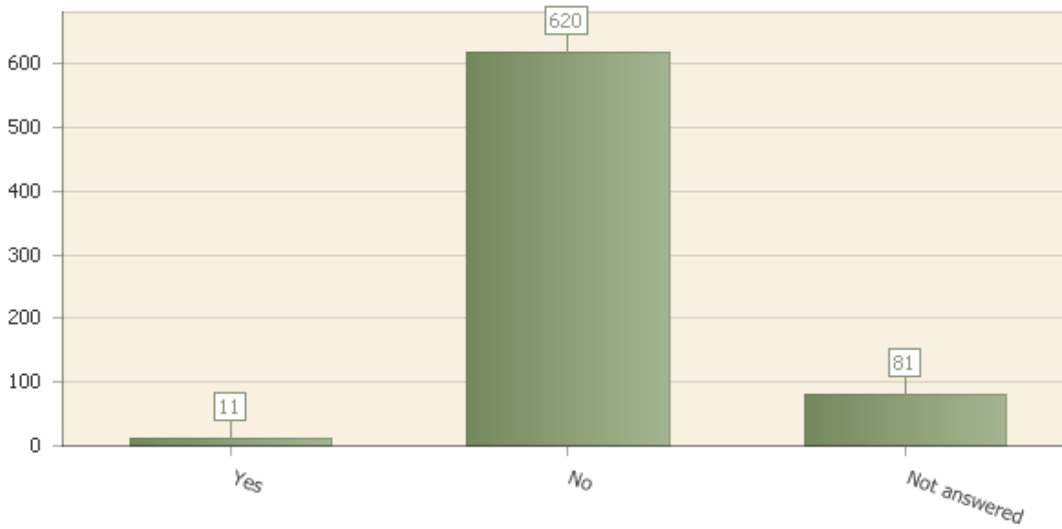
Extended Opportunity Program & Services (EOPS)



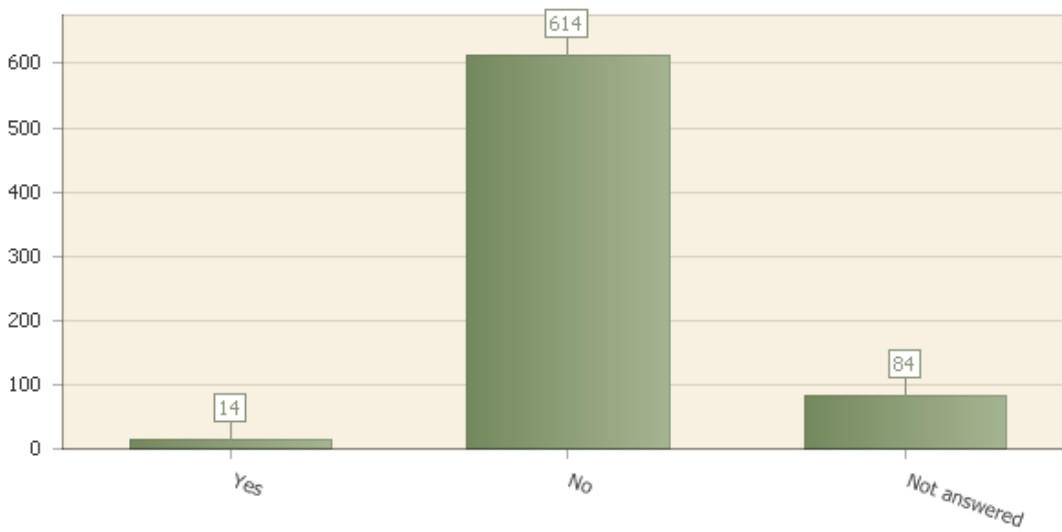
Financial Aid (Pell Grant, BOGG or other)



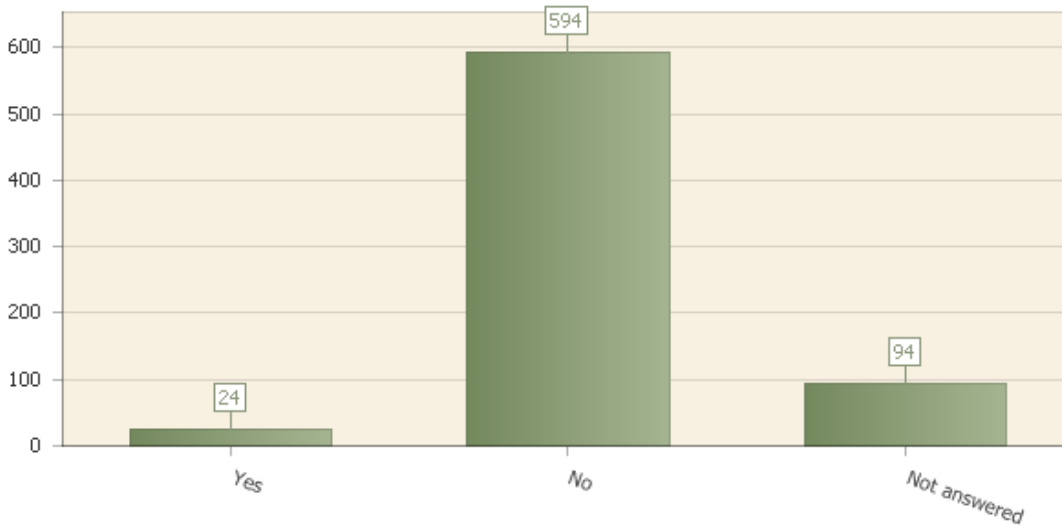
Section 8 Housing Assistance



Department of Rehabilitation























Other forms of economic public assistance



Matrix row	Not answered	Yes	No
Workforce Investment Act	84 (11.8%)	0 (0%)	628 (88.2%)
TANF/CalWORKS	82 (11.5%)	10 (1.4%)	620 (87.1%)
Supplemental Security Income (SSI)	80 (11.2%)	7 (1.0%)	625 (87.8%)
General Assistance (GA)	86 (12.1%)	2 (0.3%)	624 (87.6%)
Extended Opportunity Program & Services (EOPS)	76 (10.7%)	30 (4.2%)	606 (85.1%)
Financial Aid (Pell Grant, BOGG or other)	46 (6.5%)	200 (28.1%)	466 (65.4%)
Section 8 Housing Assistance	81 (11.4%)	11 (1.5%)	620 (87.1%)
Department of Rehabilitation	84 (11.8%)	14 (2.0%)	614 (86.2%)
Other forms of economic public assistance	94 (13.2%)	24 (3.4%)	594 (83.4%)

Comments

Date	Respondent	Answer
10/15/2014	Anonymous 	I am enrolled in a tuition reimbursement program with the company I work for. They are paying for a part of my tuition to attend school.
10/15/2014	Anonymous 	S.S.I. Disability
10/15/2014	Anonymous 	Hip housing
10/15/2014	Anonymous 	Concurrent Enrollment
10/16/2014	Anonymous 	Scholarship (external) received summer 2014.
10/16/2014	Anonymous 	BOG fee waiver(not completely sure)
10/16/2014	Anonymous 	BOGG
10/16/2014	Anonymous 	ssa
10/16/2014	Anonymous 	ssdi
10/16/2014	Anonymous 	ssa
10/19/2014	Anonymous 	GI Bill
10/20/2014	Anonymous 	Medi-cal
10/20/2014	Anonymous 	Governors waiver.
10/27/2014	Anonymous 	SMCC Assistance
10/27/2014	Anonymous 	Governors board tuition waiver

11/12/2014	Anonymous 	Unemployment (EDD)
11/12/2014	Anonymous 	Medi-Cal
11/12/2014	Anonymous 	Government loan money from the school.
11/12/2014	Anonymous 	MediCal
11/12/2014	Anonymous 	SNAP (food stamps)
11/12/2014	Anonymous 	G.I. Bill = vocational rehabilitation
11/13/2014	Anonymous 	SNAP, AKA Food Stamps
11/13/2014	Anonymous 	Veteran's Association
11/18/2014	Anonymous 	Medic Cal
11/19/2014	Anonymous 	Veteran's Dependent
11/20/2014	Anonymous 	California Board of Governors Tuition Waiver. Pays for tuition costs.
11/24/2014	Anonymous 	No
12/2/2014	Anonymous 	My spouse's income.
12/4/2014	Anonymous 	Post 911 GI Bill
12/7/2014	Anonymous 	I was getting EDD, but I just recently got a job.
12/10/2014	Anonymous 	Health Plan of San Mateo MediCal assistance.
12/16/2014	Anonymous 	Scholarships

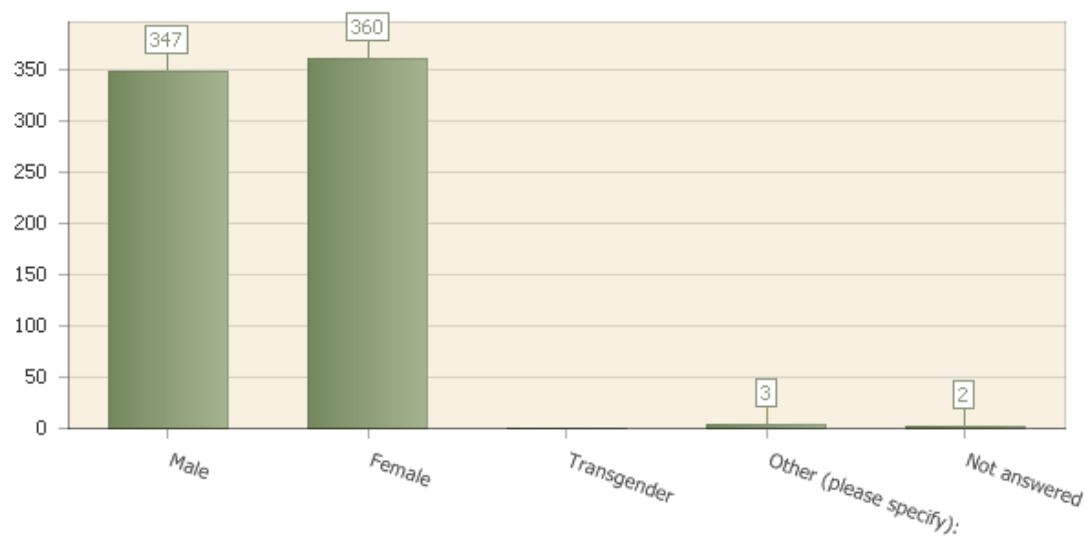
1.5. P2Q6

With which gender group do you most commonly identify?

Question type: Multiple choice




Number of responses: 710

Number of respondents: 712



Answer	Count	Percent answer
Male	347	48.7%
Female	360	50.6%
Transgender	0	0%
Other (please specify):	3	0.4%
Not answered	2	0.3%

Textual answers

Date	Respondent	Answer
10/5/2014	Anonymous 	Genderqueer
10/30/2014	Anonymous 	Lesbian
11/13/2014	Anonymous 	Lesbian

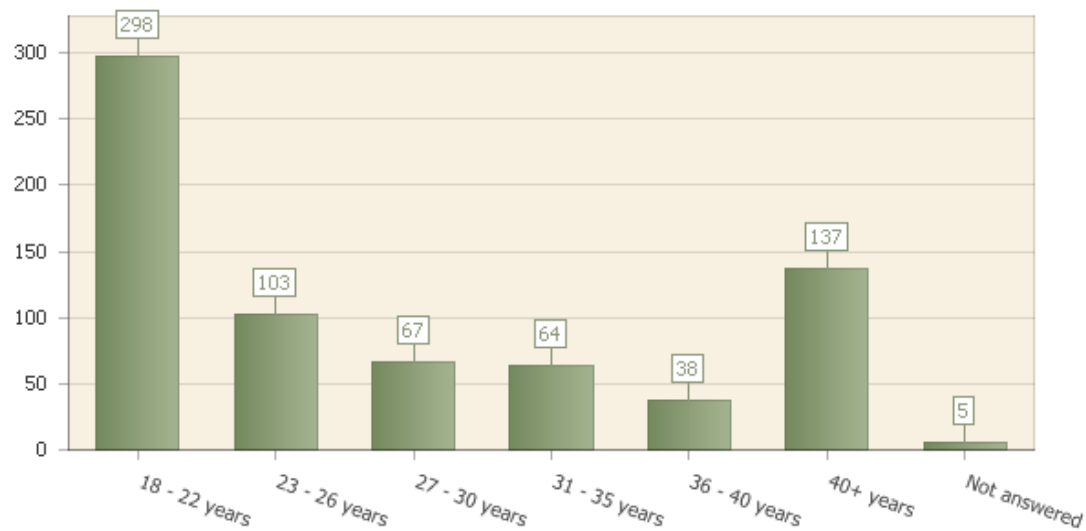
1.6. P2Q7

To which of the following age groups do you belong?

Question type: Multiple choice

Number of responses: 707

Number of respondents: 712



Answer	Count	Percent answer
18 - 22 years	298	41.9%
23 - 26 years	103	14.5%
27 - 30 years	67	9.4%
31 - 35 years	64	9.0%
36 - 40 years	38	5.3%
40+ years	137	19.2%
Not answered	5	0.7%

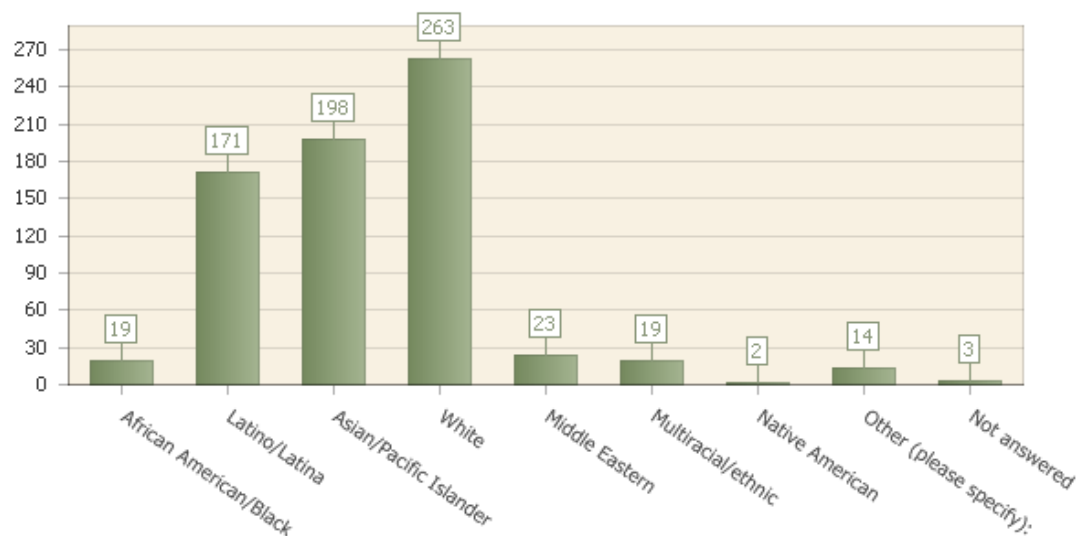
1.7. P2Q8

With which racial or ethnic group do you most commonly identify?

Question type: Multiple choice

Number of responses: 709

Number of respondents: 712



Answer	Count	Percent answer
African American/Black	19	2.7%

Latino/Latina	171	24.0%
Asian/Pacific Islander	198	27.8%
White	263	36.9%
Middle Eastern	23	3.2%
Multiracial/ethnic	19	2.7%
Native American	2	0.3%
Other (please specify):	14	2.0%
Not answered	3	0.4%

Textual answers

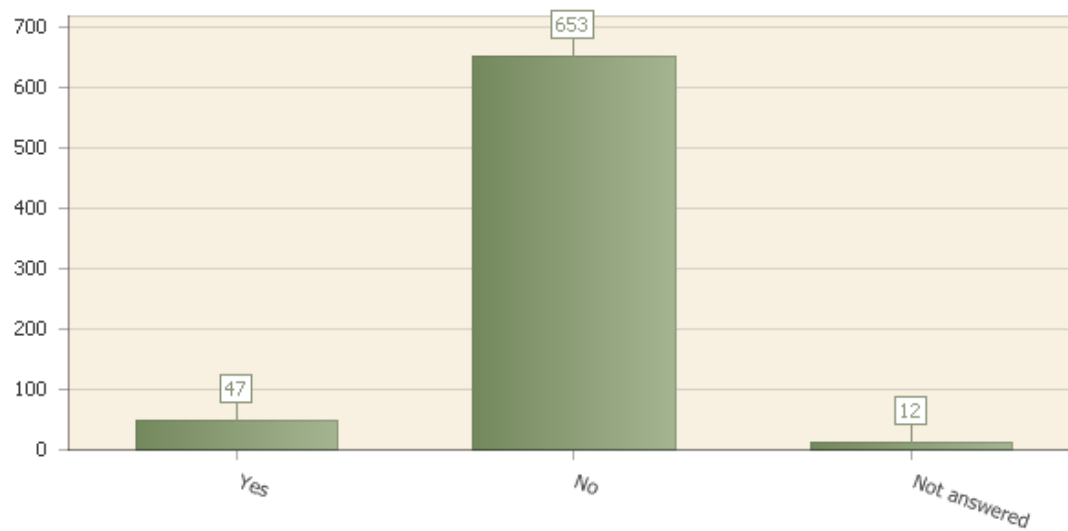
Date	Respondent	Answer
10/15/2014	Anonymous 	Mexican American
10/16/2014	Anonymous 	Bi-racial
10/16/2014	Anonymous 	korean
10/21/2014	Anonymous 	Armenian
11/13/2014	Anonymous 	Indian
11/18/2014	Anonymous 	Asian
11/24/2014	Anonymous 	Indian
12/2/2014	Anonymous 	mixed mexican irish american
12/7/2014	Anonymous 	filipino
12/8/2014	Anonymous 	uyghur
12/8/2014	Anonymous 	Caucasian
12/25/2014	Anonymous 	Mixed race

1.8. P2Q9Are you an international student?

Question type: Multiple choice

Number of responses: 700

Number of respondents: 712



Answer	Count	Percent answer
Yes	47	6.6%
No	653	91.7%
Not answered	12	1.7%

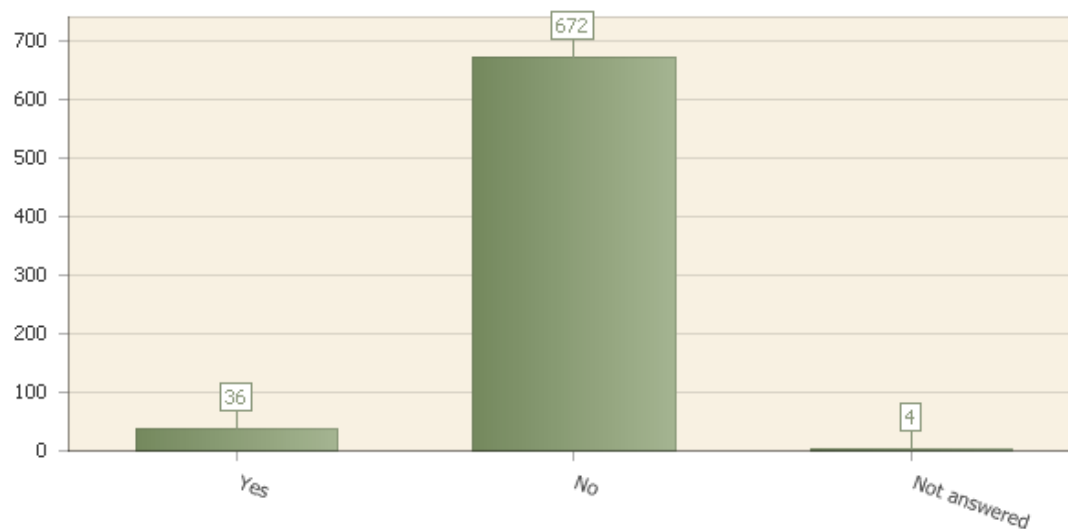
1.9. P2Q10

Are you a veteran of the armed forces?

Question type: Multiple choice

Number of responses: 708

Number of respondents: 712



Answer	Count	Percent answer
Yes	36	5.1%
No	672	94.4%
Not answered	4	0.6%

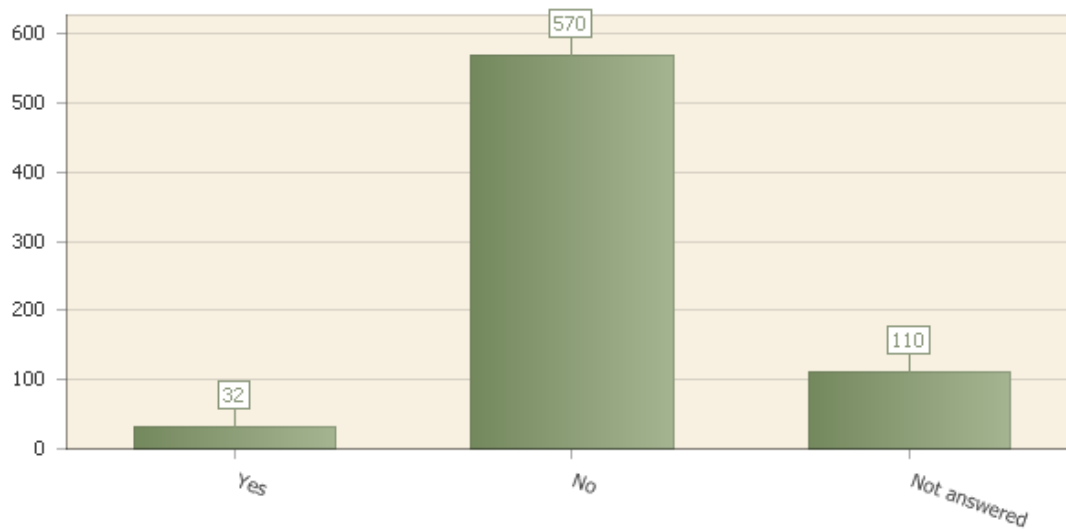
1.10. P2Q11

If so, are you receiving any benefits?

Question type: Multiple choice

Number of responses: 602

Number of respondents: 712



Answer	Count	Percent answer
Yes	32	4.5%
No	570	80.1%
Not answered	110	15.4%

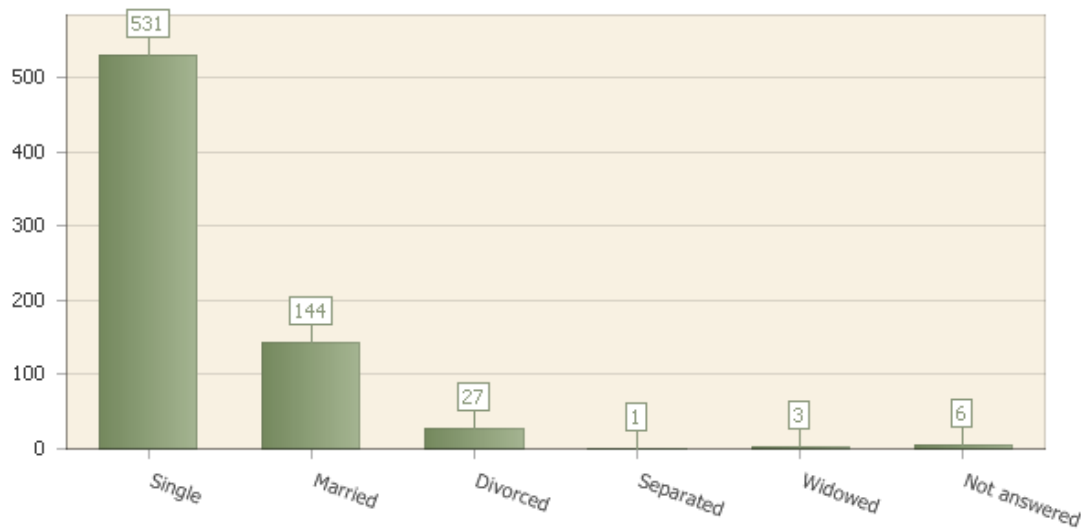
1.11. P3Q1

What is your marital status?

Question type: Multiple choice

Number of responses: 706

Number of respondents: 712



Answer	Count	Percent answer
Single	531	74.6%
Married	144	20.2%
Divorced	27	3.8%

Separated	1	0.1%
Widowed	3	0.4%
Not answered	6	0.8%

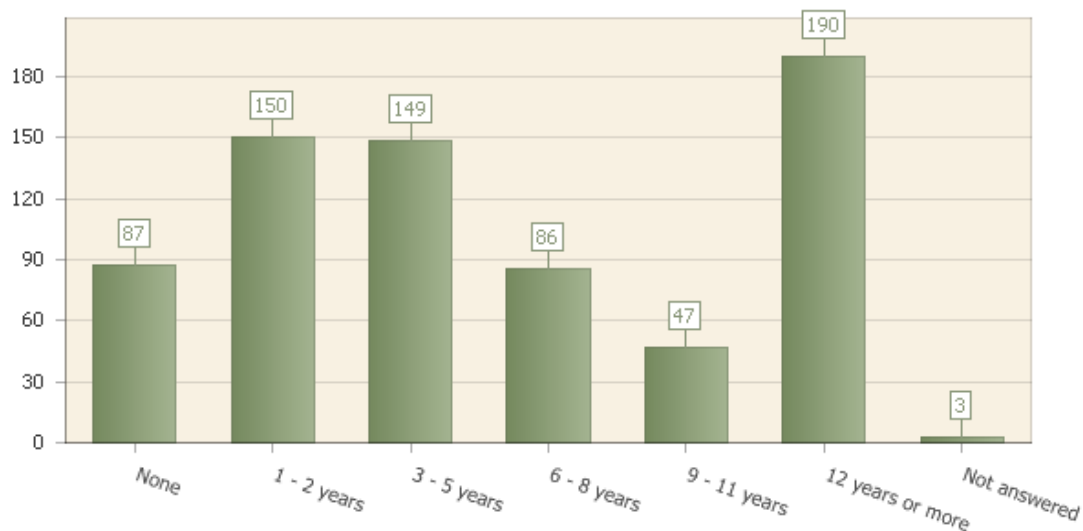
1.12. P3Q2

How many years of work experience do you have?

Question type: Multiple choice

Number of responses: 709

Number of respondents: 712



Answer	Count	Percent answer
None	87	12.2%
1 - 2 years	150	21.1%
3 - 5 years	149	20.9%
6 - 8 years	86	12.1%
9 - 11 years	47	6.6%
12 years or more	190	26.7%
Not answered	3	0.4%

1.13. P3Q3

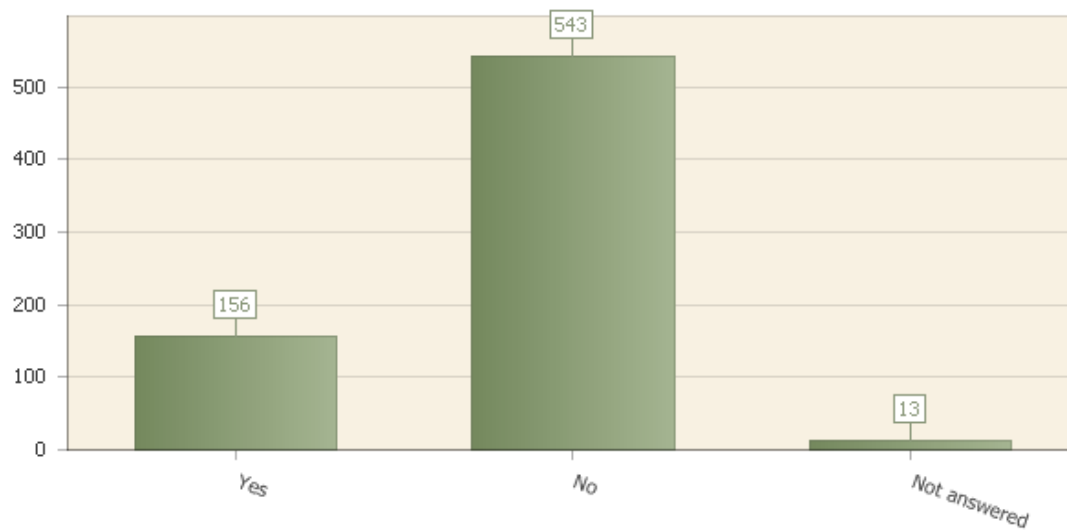
Please answer the following questions concerning employment:

Question type: Matrix & Multimatix

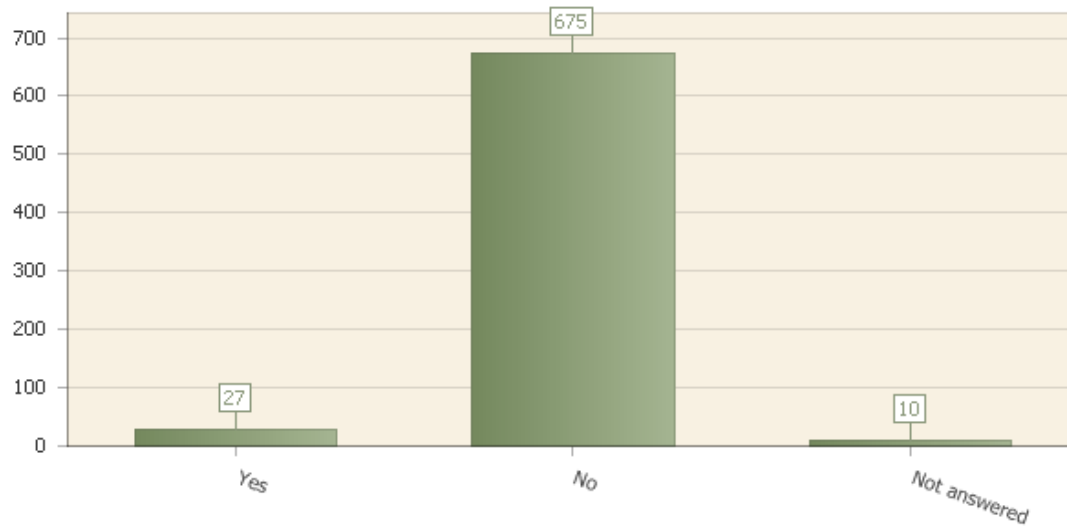
Number of responses: 706

Number of respondents: 712

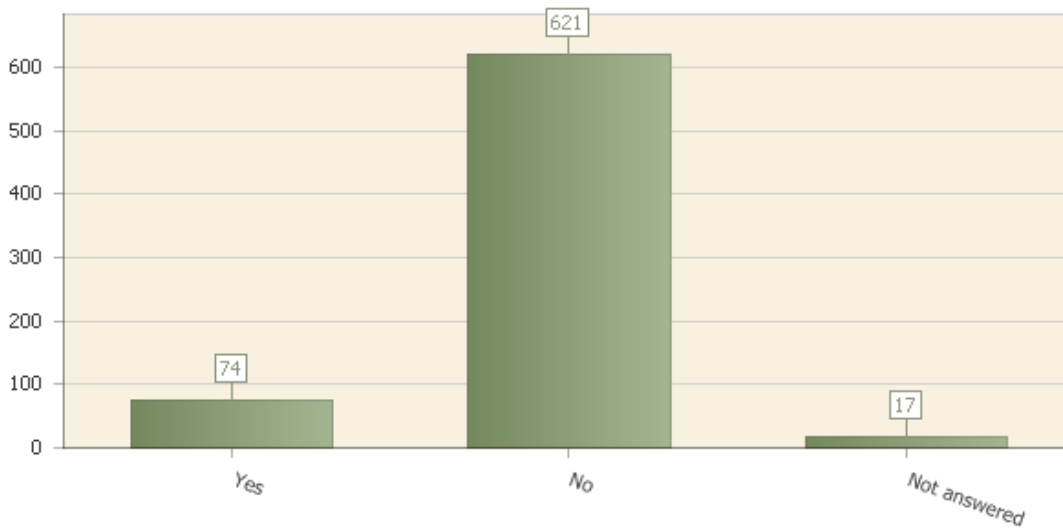
Have you spent more than one year outside of the job market in the last two years?



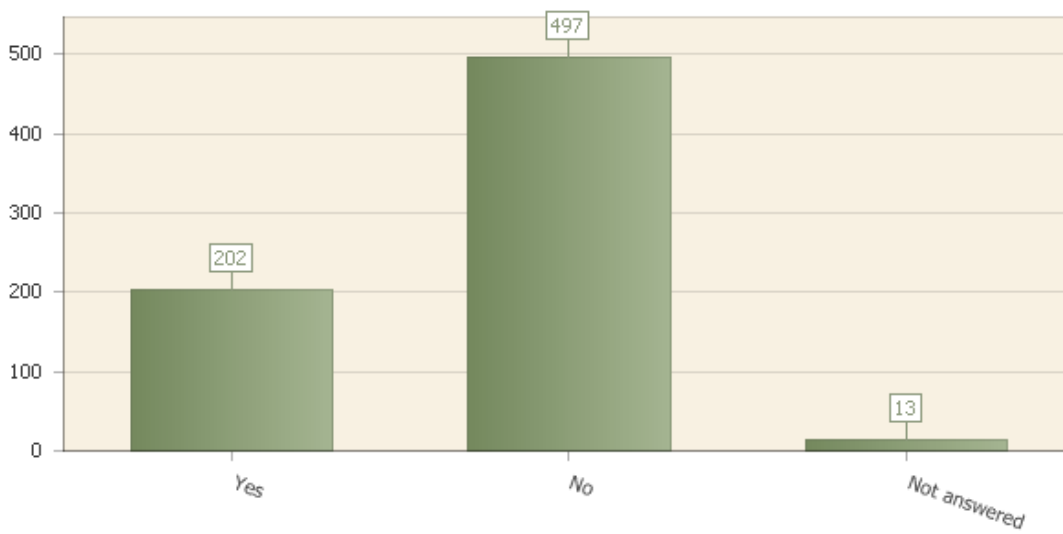
Have you been dependent on the public assistance of a relative (who is no longer able to support you)?



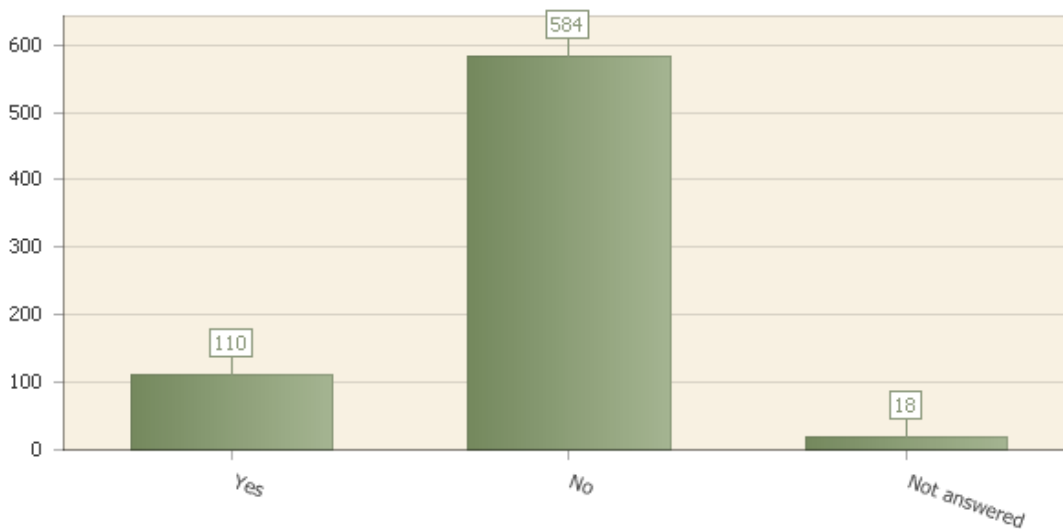
Have you been dependent on the income of a relative (who is no longer able to support you)?

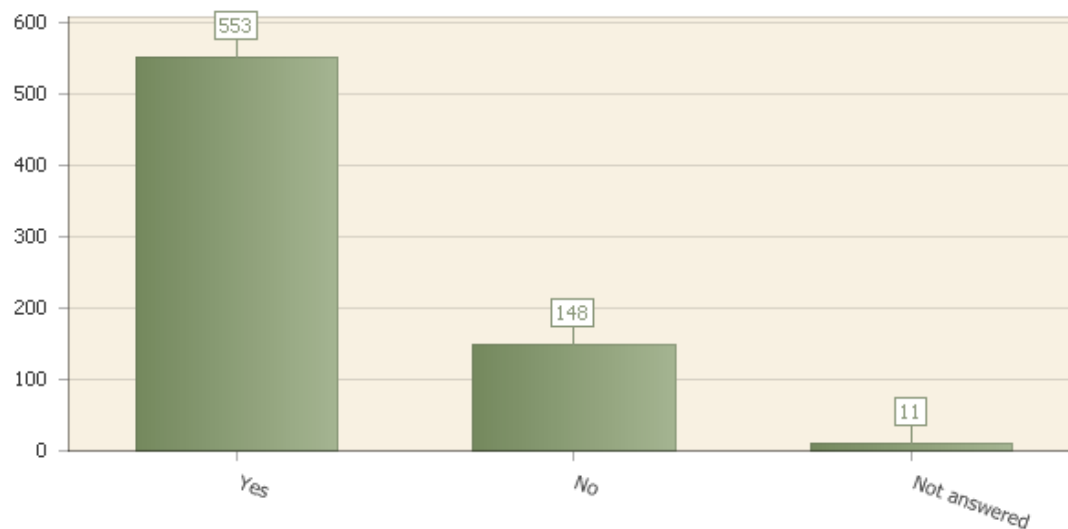


Are you unemployed?



Are you underemployed (working at a job/position that is less than your training or past employment level)?



Are you attending college to develop job skills?

Matrix row	Not answered	Yes	No
Have you spent more than one year outside of the job market in the last two years?	13 (1.8%)	156 (21.9%)	543 (76.3%)
Have you been dependent on the public assistance of a relative (who is no longer able to support you)?	10 (1.4%)	27 (3.8%)	675 (94.8%)
Have you been dependent on the income of a relative (who is no longer able to support you)?	17 (2.4%)	74 (10.4%)	621 (87.2%)
Are you unemployed?	13 (1.8%)	202 (28.4%)	497 (69.8%)
Are you underemployed (working at a job/position that is less than your training or past employment level)?	18 (2.5%)	110 (15.4%)	584 (82.0%)
Are you attending college to develop job skills?	11 (1.5%)	553 (77.7%)	148 (20.8%)

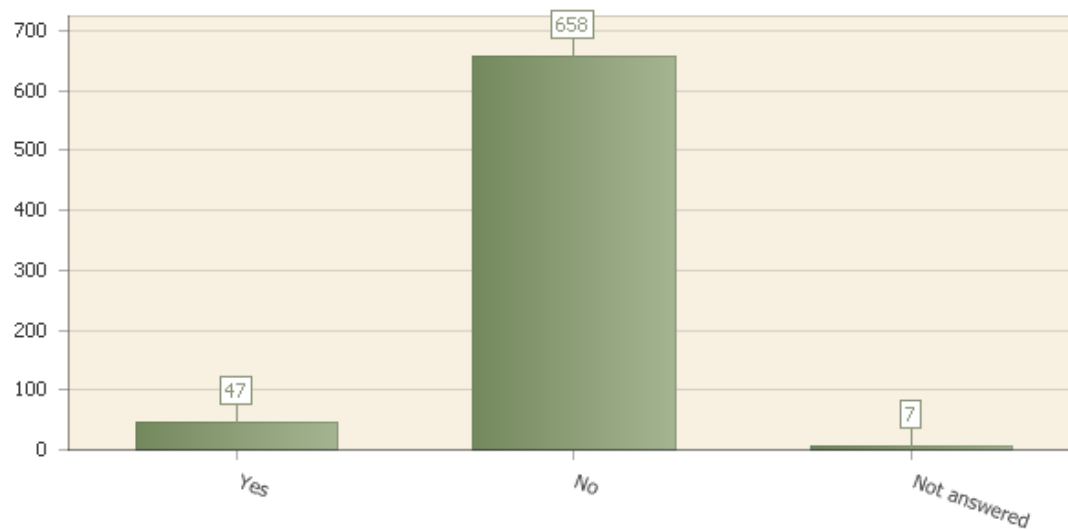
1.14. P4Q1

Are you currently receiving assistance from Disabled Students Programs & Services (DSPS) program on campus?

Question type: Multiple choice

Number of responses: 705

Number of respondents: 712



Answer	Count	Percent answer
Yes	47	6.6%
No	658	92.4%
Not answered	7	1.0%

1.15. P4Q2

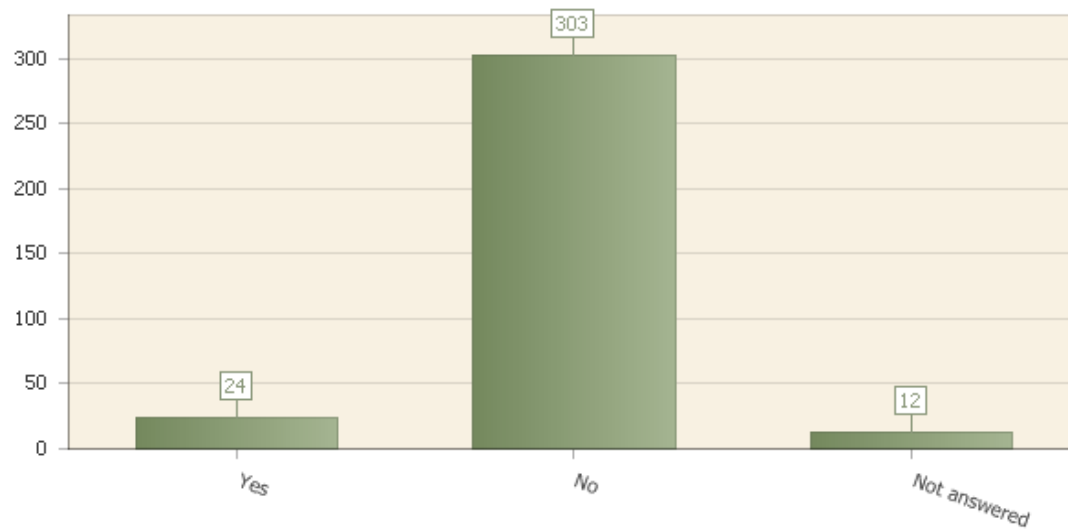
If you are not currently receiving assistance, do you require assistance from Disabled Students Programs & Services (DSPS)?

Question type: Multiple choice

Number of responses: 700

Number of 'not applicable': 373

Number of respondents: 712



Answer	Count	Percent answer
Yes	24	7.1%
No	303	89.4%
Not answered	12	3.5%

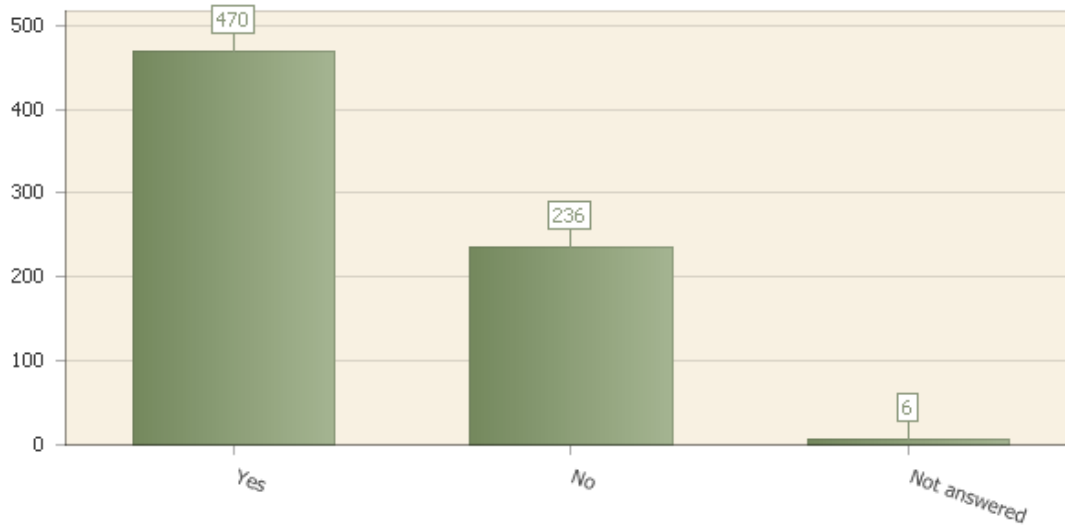
1.16. P4Q3

Is English your first language?

Question type: Multiple choice

Number of responses: 706

Number of respondents: 712



Answer	Count	Percent answer
Yes	470	66.0%
No	236	33.1%
Not answered	6	0.8%

1.17. P4Q4

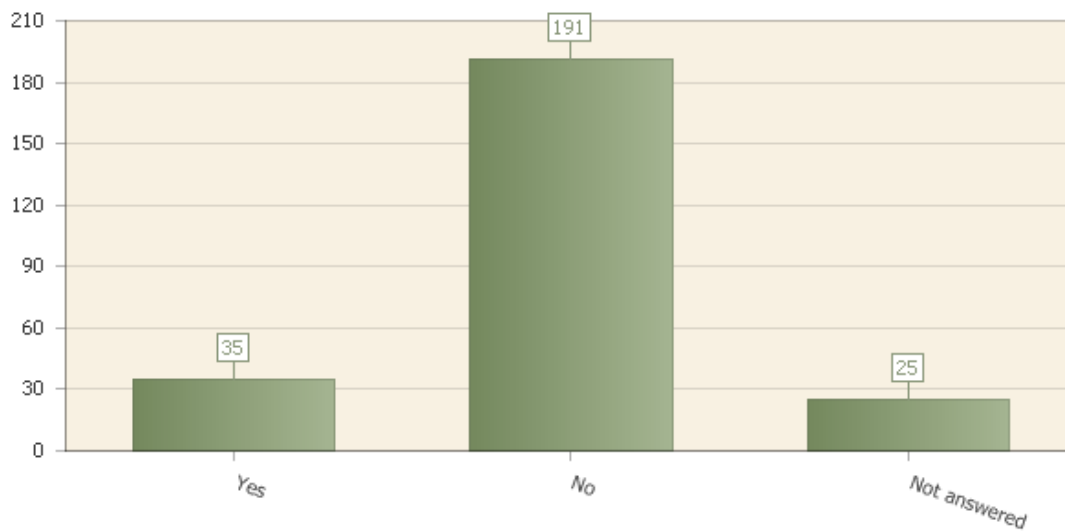
If English is not your first language, are you receiving assistance in English?

Question type: Multiple choice

Number of responses: 687

Number of 'not applicable': 461

Number of respondents: 712



Answer	Count	Percent answer
Yes	35	13.9%

No	191	76.1%
Not answered	25	10.0%

1.18. P4Q5

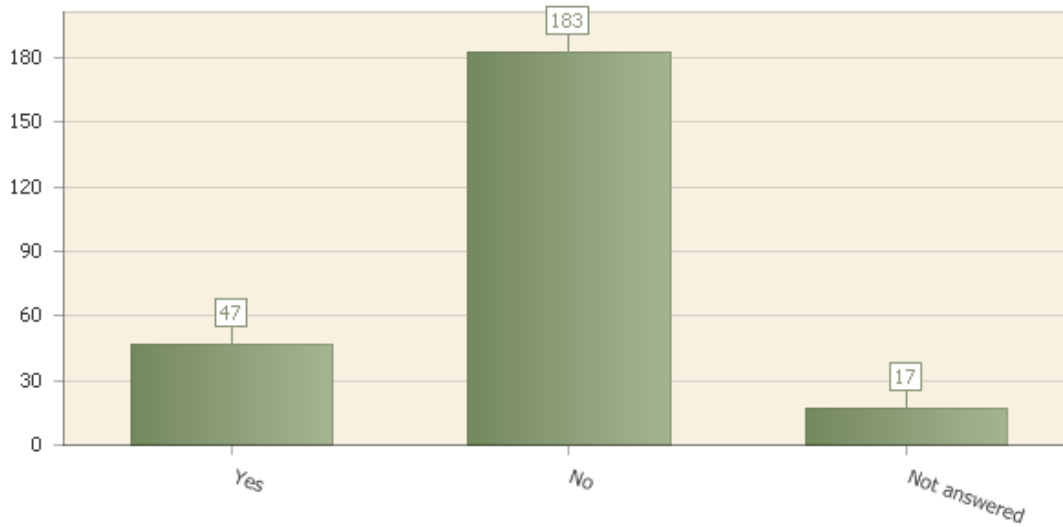
If English is not your first language and you are not currently receiving assistance, would you like to receive assistance in English?

Question type: Multiple choice

Number of responses: 695

Number of 'not applicable': 465

Number of respondents: 712



Answer	Count	Percent answer
Yes	47	19.0%
No	183	74.1%
Not answered	17	6.9%

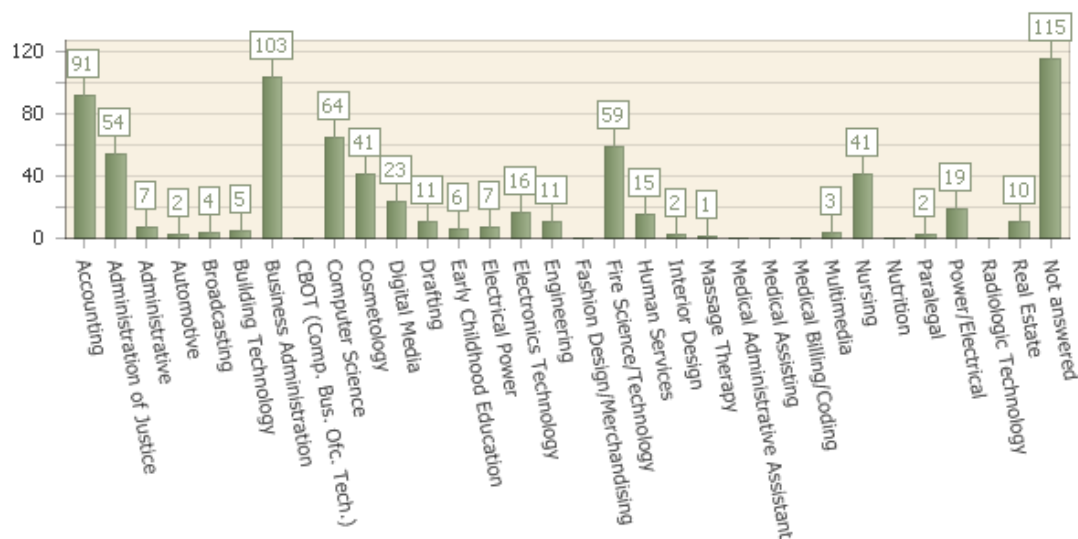
1.19. P5Q1

What is the career technical education (vocational) program in which you are enrolled?

Question type: Multiple choice

Number of responses: 597

Number of respondents: 712



Answer	Count	Percent answer
Accounting	91	12.8%
Administration of Justice	54	7.6%
Administrative	7	1.0%
Automotive	2	0.3%
Broadcasting	4	0.6%
Building Technology	5	0.7%
Business Administration	103	14.5%
CBOT (Comp. Bus. Ofc. Tech.)	0	0%
Computer Science	64	9.0%
Cosmetology	41	5.8%
Digital Media	23	3.2%
Drafting	11	1.5%
Early Childhood Education	6	0.8%
Electrical Power	7	1.0%
Electronics Technology	16	2.2%
Engineering	11	1.5%
Fashion Design/Merchandising	0	0%
Fire Science/Technology	59	8.3%
Human Services	15	2.1%
Interior Design	2	0.3%
Massage Therapy	1	0.1%
Medical Administrative Assistant	0	0%
Medical Assisting	0	0%
Medical Billing/Coding	0	0%
Multimedia	3	0.4%
Nursing	41	5.8%

Nutrition	0	0%
Paralegal	2	0.3%
Power/Electrical	19	2.7%
Radiologic Technology	0	0%
Real Estate	10	1.4%
Not answered	115	16.2%

1.20. P5Q2

















If you are enrolled in another program, please specify it here:

































Question type: Open ended

Number of responses: 114
























Number of respondents: 712

Not answered: 598

Date	Respondent	Answer
10/1/2014	Anonymous 	Business Management
10/8/2014	Anonymous 	English
10/9/2014	Anonymous 	General studies
10/9/2014	Anonymous 	Undecided
10/15/2014	Anonymous 	Marketing Management
10/15/2014	Anonymous 	currently not enrolled
10/15/2014	Anonymous 	no
10/16/2014	Anonymous 	Mathmatics
10/16/2014	Anonymous 	Administration of Justice
10/16/2014	Anonymous 	NO
10/16/2014	Anonymous 	Adminstration of Justice
10/16/2014	Anonymous 	Cosmetology
10/16/2014	Anonymous 	N/A
10/16/2014	Anonymous 	Cognitive Science
10/16/2014	Anonymous 	na
10/16/2014	Anonymous 	No
10/16/2014	Anonymous 	Management/HR and PM certificates
10/16/2014	Anonymous 	finance
10/16/2014	Anonymous 	Communications
10/16/2014	Anonymous 	Business Administration
10/16/2014	Anonymous 	No
10/16/2014	Anonymous 	law
10/16/2014		psychology

	Anonymous	
10/16/2014	Anonymous 	N/A
10/16/2014	Anonymous 	law
10/17/2014	Anonymous 	Marking management
10/17/2014	Anonymous 	don't think it's an actual program, but...communication studies
10/17/2014	Anonymous 	Liberal Studies
10/17/2014	Anonymous 	social science
10/18/2014	Anonymous 	Human Resources
10/18/2014	Anonymous 	Eops
10/19/2014	Anonymous 	business management
10/19/2014	Anonymous 	undecided
10/20/2014	Anonymous 	Accounting
10/20/2014	Anonymous 	architecture
10/21/2014	Anonymous 	Electronics Technology and Management
10/21/2014	Anonymous 	Graphic Design
10/22/2014	Anonymous 	ESL
10/22/2014	Anonymous 	ESL
10/22/2014	Anonymous 	na
10/23/2014	Anonymous 	No
10/23/2014	Anonymous 	NONE
10/25/2014	Anonymous 	No
10/27/2014	Anonymous 	N/A
10/27/2014	Anonymous 	TRades Introduction Porgram
10/27/2014	Anonymous 	No.
10/27/2014	Anonymous 	Electric
10/27/2014	Anonymous 	Taking classes in building inspection as well
10/27/2014	Anonymous 	N/A
10/27/2014	Anonymous 	Economics
10/29/2014	Anonymous 	Taking class to get MBA
11/11/2014	Anonymous 	n/a
11/12/2014	Anonymous 	Enrolled agent
11/12/2014	Anonymous 	n/a
11/12/2014	Anonymous 	N/A
11/12/2014	Anonymous 	For transfer to 4 year

11/13/2014	Anonymous 	N/A
11/13/2014	Anonymous 	A.A in film
11/13/2014	Anonymous 	Business
11/13/2014	Anonymous 	Architecture
11/13/2014	Anonymous 	Dental Assisting
11/13/2014	Anonymous 	Photography
11/13/2014	Anonymous 	Humanities - Liberal Arts Concentration
11/13/2014	Anonymous 	n/a
11/13/2014	Anonymous 	UC/CSU Certification
11/13/2014	Anonymous 	Photography
11/13/2014	Anonymous 	Photography
11/13/2014	Anonymous 	PHOTOGRAPHY
11/13/2014	Anonymous 	none
11/14/2014	Anonymous 	Web Design
11/14/2014	Anonymous 	Accounting
11/14/2014	Anonymous 	Architecture
11/18/2014	Anonymous 	None
11/18/2014	Anonymous 	N/A
11/18/2014	Anonymous 	Real estate course 131
11/19/2014	Anonymous 	Business
11/19/2014	Anonymous 	Bachelors i accounting
11/20/2014	Anonymous 	sociology
11/21/2014	Anonymous 	No
11/21/2014	Anonymous 	Personal enrichment
11/24/2014	Anonymous 	no
11/24/2014	Anonymous 	Project management
11/24/2014	Anonymous 	Psychology
11/24/2014	Anonymous 	caap santa clara university
11/25/2014	Anonymous 	Changing major next semester
12/1/2014	Anonymous 	Tax Preparer II
12/2/2014	Anonymous 	psychology
12/2/2014	Anonymous 	Graphic Design and Web Design
12/2/2014	Anonymous 	Group Exercise Instructor Certification
12/2/2014	Anonymous 	Human Resources

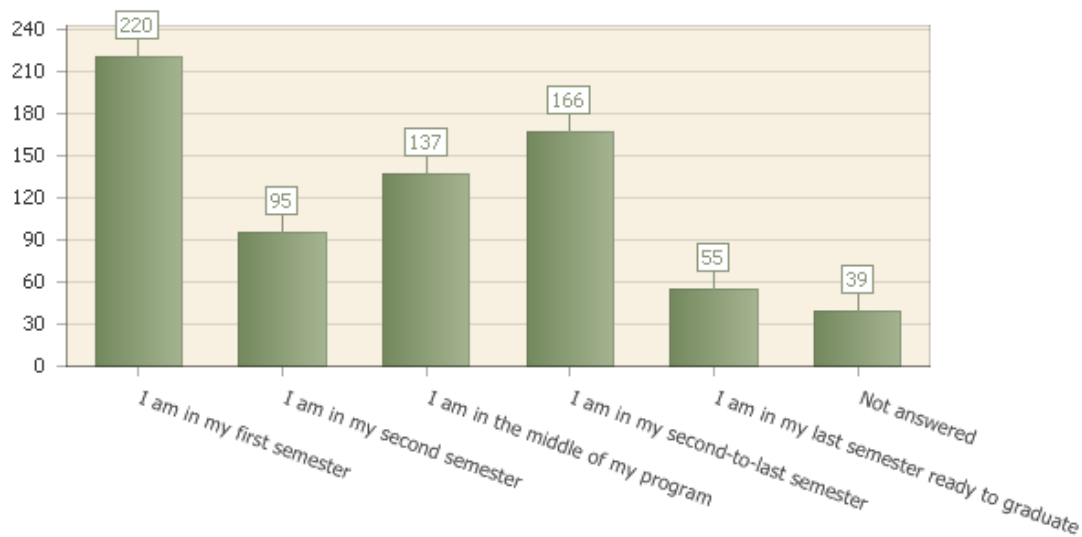
12/2/2014	Anonymous 	interdisciplinary studies:intercultural studies
12/2/2014	Anonymous 	Comm
12/3/2014	Anonymous 	No
12/3/2014	Anonymous 	Project Management & HR Certificate
12/3/2014	Anonymous 	AOD
12/3/2014	Anonymous 	Web Design
12/4/2014	Anonymous 	network security
12/6/2014	Anonymous 	Dental assisting
12/7/2014	Anonymous 	AOD Program
12/7/2014	Anonymous 	SFSU - BA degree
12/7/2014	Anonymous 	no
12/7/2014	Anonymous 	Philosophy and Cognitive Neuroscience/Psychology
12/7/2014	Anonymous 	trying to transfer to obtain a Bachellorate
12/8/2014	Anonymous 	n/a
12/8/2014	Anonymous 	Enrolled Agent
12/8/2014	Anonymous 	AOD
12/8/2014	Anonymous 	Graphic design
12/9/2014	Anonymous 	Psychology
12/9/2014	Anonymous 	AOD
12/10/2014	Anonymous 	photography
12/11/2014	Anonymous 	no
12/14/2014	Anonymous 	Social Science
12/16/2014	Anonymous 	Alcohola and Other Drug Program
12/23/2014	Anonymous 	aod

1.21. P5Q3How far along are you in your program?

Question type: Multiple choice

Number of responses: 673

Number of respondents: 712



Answer	Count	Percent answer
I am in my first semester	220	30.9%
I am in my second semester	95	13.3%
I am in the middle of my program	137	19.2%
I am in my second-to-last semester	166	23.3%
I am in my last semester ready to graduate	55	7.7%
Not answered	39	5.5%

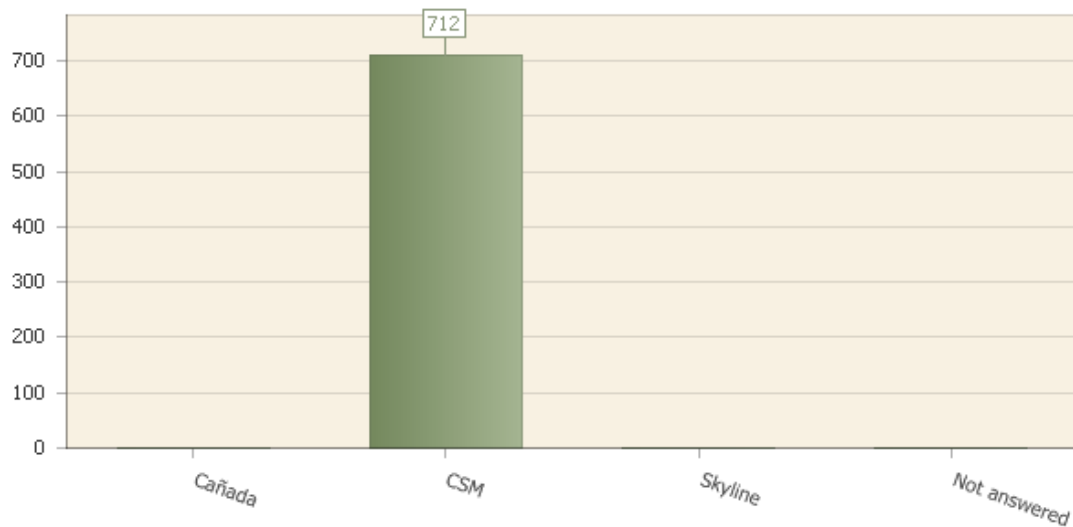
1.22. P5Q4

I am taking the majority of my classes at:

Question type: Multiple choice

Number of responses: 712

Number of respondents: 712



Answer	Count	Percent answer
Cañada	0	0%
CSM	712	100.0%
Skyline	0	0%
Not answered	0	0%

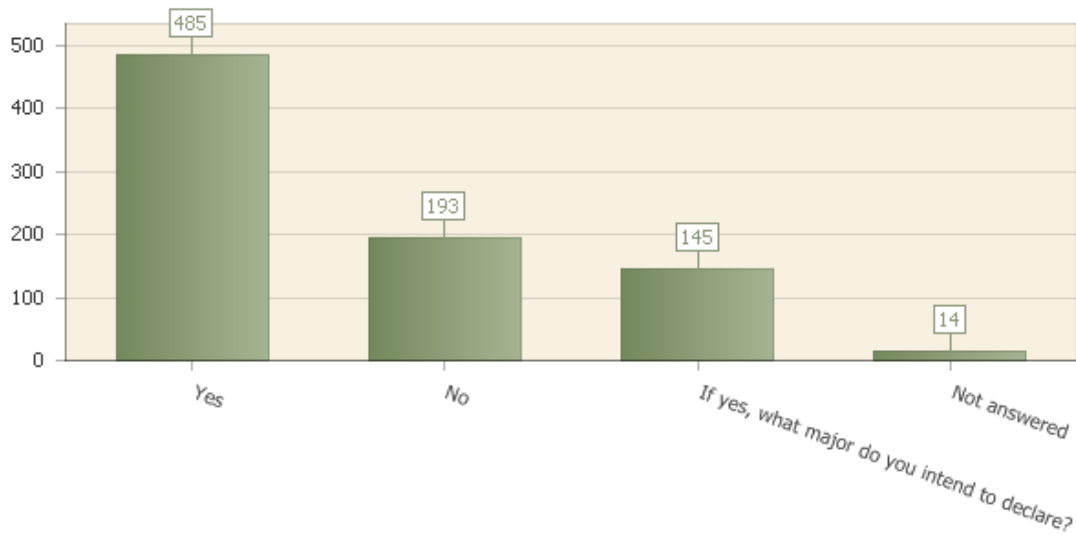
Skyline	0	0%
Not answered	0	0%

1.23. P5Q5Do you intend to declare a major within this program?

Question type: Multiple choice

Number of responses: 698

Number of respondents: 712





































Answer	Count	Percent answer
Yes	485	68.1%
No	193	27.1%
If yes, what major do you intend to declare?	145	20.4%
Not answered	14	2.0%












Textual answers

Date	Respondent	Answer
10/2/2014	Anonymous	Business Administration, Marketing
10/2/2014	Anonymous	Accounting
10/5/2014	Anonymous	Accounting
10/9/2014	Anonymous	Radiology Technology
10/9/2014	Anonymous	fire technology
10/9/2014	Anonymous	Early Childhood Education
10/11/2014	Anonymous	CIS
10/13/2014	Anonymous	Business administration
10/14/2014	Anonymous	Engineering
10/15/2014	Anonymous	Business
10/15/2014	Anonymous	Business with an emphasis in Accounting

10/15/2014	Anonymous 	Communication studies
10/15/2014	Anonymous 	Building Inspection, Construction Management
10/15/2014	Anonymous 	Accounting
10/15/2014	Anonymous 	administration of justice
10/15/2014	Anonymous 	CIS Application Development
10/15/2014	Anonymous 	Administration of Justice
10/16/2014	Anonymous 	Computer Science
10/16/2014	Anonymous 	Business Administration
10/16/2014	Anonymous 	Business Adm in Human Resources
10/16/2014	Anonymous 	Administration of Justice
10/16/2014	Anonymous 	Administration of Justice
10/16/2014	Anonymous 	Probation officer
10/16/2014	Anonymous 	Computer Science
10/16/2014	Anonymous 	Fire technology
10/16/2014	Anonymous 	Fire Science
10/16/2014	Anonymous 	computer information and science
10/16/2014	Anonymous 	Fire technology
10/16/2014	Anonymous 	Fire Science/Technology
10/16/2014	Anonymous 	Business Administration
10/16/2014	Anonymous 	cosmetology
10/16/2014	Anonymous 	MY AA
10/16/2014	Anonymous 	Cosmetology certificate, later business degree
10/16/2014	Anonymous 	cosmetology
10/16/2014	Anonymous 	AA
10/16/2014	Anonymous 	cosmetology business
10/16/2014	Anonymous 	cosmetology
10/16/2014	Anonymous 	Hospitality
10/16/2014	Anonymous 	cosmetology & Business
10/16/2014	Anonymous 	Finance
10/16/2014	Anonymous 	Marketing
10/16/2014	Anonymous 	Fire technology
10/16/2014	Anonymous 	A.S in Fire Science
10/16/2014	Anonymous 	Communication
10/16/2014	Anonymous 	Business Administration

10/16/2014	Anonymous 	aa in human services and aa in psychology
10/16/2014	Anonymous 	Administration of Justice
10/17/2014	Anonymous 	Business Administration
10/17/2014	Anonymous 	economics
10/17/2014	Anonymous 	power pathway
10/17/2014	Anonymous 	sociology
10/17/2014	Anonymous 	Financial Management
10/19/2014	Anonymous 	Aerospace Engineering
10/19/2014	Anonymous 	business administration
10/19/2014	Anonymous 	Business Admin
10/19/2014	Anonymous 	Administrative Justice
10/20/2014	Anonymous 	Accounting
10/20/2014	Anonymous 	BUusiness Administration
10/20/2014	Anonymous 	B.S. Computer Science
10/20/2014	Anonymous 	Fire Science/Technology
10/20/2014	Anonymous 	Business Administration
10/21/2014	Anonymous 	Electronics Technology
10/21/2014	Anonymous 	ADMJ Cert
10/23/2014	Anonymous 	Computer Science
10/23/2014	Anonymous 	Computer Science
10/25/2014	Anonymous 	Administration if Justice
10/27/2014	Anonymous 	bs in economics
10/29/2014	Anonymous 	finance
10/30/2014	Anonymous 	BUS ADMIN.
10/30/2014	Anonymous 	Adm of Justice- AS
11/11/2014	Anonymous 	CIS
11/11/2014	Anonymous 	Computer Science Applications and Development
11/12/2014	Anonymous 	Computer Science
11/12/2014	Anonymous 	Nursing
11/12/2014	Anonymous 	nursing
11/12/2014	Anonymous 	Nursing
11/12/2014	Anonymous 	nursing
11/12/2014	Anonymous 	Accounting
11/12/2014	Anonymous 	Nursing

11/12/2014	Anonymous 	Nursing
11/12/2014	Anonymous 	Nursing
11/12/2014	Anonymous 	nursing
11/12/2014	Anonymous 	nursing
11/12/2014	Anonymous 	Registered Nursing
11/12/2014	Anonymous 	Applications and Development
11/13/2014	Anonymous 	Accounting
11/13/2014	Anonymous 	Business admin
11/13/2014	Anonymous 	business admin
11/13/2014	Anonymous 	bachelor
11/13/2014	Anonymous 	Drafting Technology
11/13/2014	Anonymous 	Business Administration
11/13/2014	Anonymous 	Photography
11/13/2014	Anonymous 	Kineseology
11/13/2014	Anonymous 	Undecided
11/13/2014	Anonymous 	photography
11/14/2014	Anonymous 	Business admin
11/14/2014	Anonymous 	business admin
11/14/2014	Anonymous 	Business
11/14/2014	Anonymous 	business, marketing
11/14/2014	Anonymous 	Accounting
11/14/2014	Anonymous 	accounting
11/17/2014	Anonymous 	Electrical Engineering
11/17/2014	Anonymous 	Programming Apps
11/17/2014	Anonymous 	Computer Science
11/18/2014	Anonymous 	Account
11/19/2014	Anonymous 	business
11/19/2014	Anonymous 	Communication BA
11/19/2014	Anonymous 	Business
11/19/2014	Anonymous 	Business
11/19/2014	Anonymous 	accounting
11/20/2014	Anonymous 	Digital Media Production
11/20/2014	Anonymous 	Broadcast & Digital Media
11/20/2014	Anonymous 	Uncertain of specialty within Digital Media

11/20/2014	Anonymous 	Broadcast and Electronic Communication Acts
11/21/2014	Anonymous 	Audio Production
11/22/2014	Anonymous 	associates of nursing
11/23/2014	Anonymous 	Digital Broadcast Journalism
11/24/2014	Anonymous 	Digital Broadcasting
11/24/2014	Anonymous 	Business management+marketing management
11/24/2014	Anonymous 	kinc
11/24/2014	Anonymous 	photography
11/24/2014	Anonymous 	Business Administration
11/24/2014	Anonymous 	Cosmetology
11/29/2014	Anonymous 	Broadcasting
12/2/2014	Anonymous 	nursing
12/2/2014	Anonymous 	Amin of Justice, certificate
12/3/2014	Anonymous 	Psychology
12/4/2014	Anonymous 	BS in computer science
12/6/2014	Anonymous 	accounting major
12/7/2014	Anonymous 	Game design
12/7/2014	Anonymous 	Electrical Engineering
12/7/2014	Anonymous 	Drafting Technology
12/7/2014	Anonymous 	Philosophy and Cognitive Neuroscience/Psychology
12/8/2014	Anonymous 	Marketing
12/8/2014	Anonymous 	AS-T Business Administration
12/8/2014	Anonymous 	Electronic Tech- Power Pathway
12/8/2014	Anonymous 	Graphic design
12/9/2014	Anonymous 	Developmental Psychology
12/9/2014	Anonymous 	Double major in Graphic Design and Web Design
12/9/2014	Anonymous 	graphic design
12/10/2014	Anonymous 	Accountant: Computer Specialist
12/12/2014	Anonymous 	engineering
12/12/2014	Anonymous 	Business Administration
12/25/2014	Anonymous 	Accounting

1.24. P5Q6

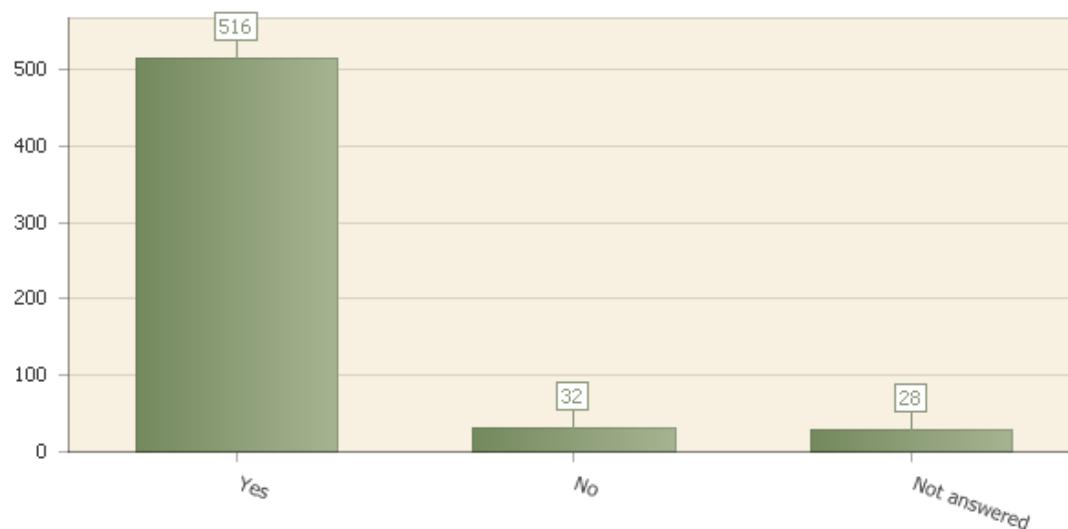
If you are declaring a major, do you plan to complete a degree or certificate?

Question type: Multiple choice

Number of responses: 684

Number of 'not applicable': 136

Number of respondents: 712



Answer	Count	Percent answer
Yes	516	89.6%
No	32	5.6%
Not answered	28	4.9%

1.25. P5Q7

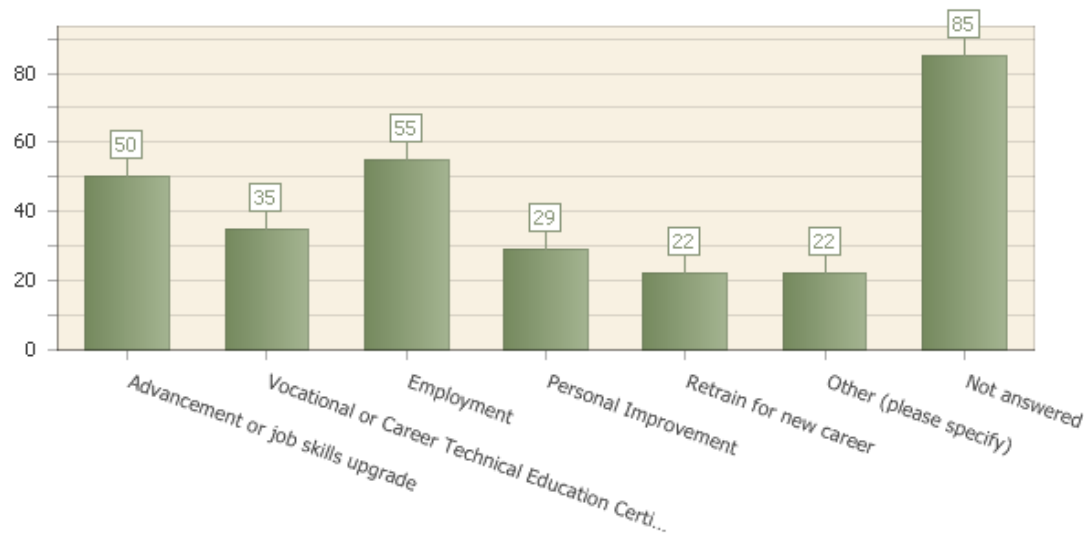
If you do not intend to complete a degree or certificate, please indicate your desired end result:

Question type: Multiple choice

Number of responses: 627

Number of 'not applicable': 414









Number of respondents: 712



Answer	Count	Percent answer
Advancement or job skills upgrade	50	16.8%
Vocational or Career Technical Education Certificate	35	11.7%

Employment	55	18.5%
Personal Improvement	29	9.7%
Retrain for new career	22	7.4%
Other (please specify)	22	7.4%
Not answered	85	28.5%

Textual answers

Date	Respondent	Answer
10/2/2014	Anonymous 	No not have a major yet, just getting my GE
10/2/2014	Anonymous 	4 year degree
10/9/2014	Anonymous 	Coursework for a Masters Program in Occupational Therapy
10/9/2014	Anonymous 	Fulfilling prerequisite courses to apply to nursing school
10/16/2014	Anonymous 	Transfer
10/16/2014	Anonymous 	Transfer
10/16/2014	Anonymous 	transfer
10/16/2014	Anonymous 	need the class in order to receive my CPA license
10/17/2014	Anonymous 	Personal growth, skills enhancement
10/20/2014	Anonymous 	transfer
10/20/2014	Anonymous 	AST
10/23/2014	Anonymous 	Transfer
11/11/2014	Anonymous 	CSU transfer
11/13/2014	Anonymous 	Transfer
11/13/2014	Anonymous 	transfer
11/13/2014	Anonymous 	Transfer to 4 year University to get a BS
11/19/2014	Anonymous 	transfer
11/20/2014	Anonymous 	general ed
12/2/2014	Anonymous 	To fulfill IGETC
12/9/2014	Anonymous 	transfer

1.26. P5Q8

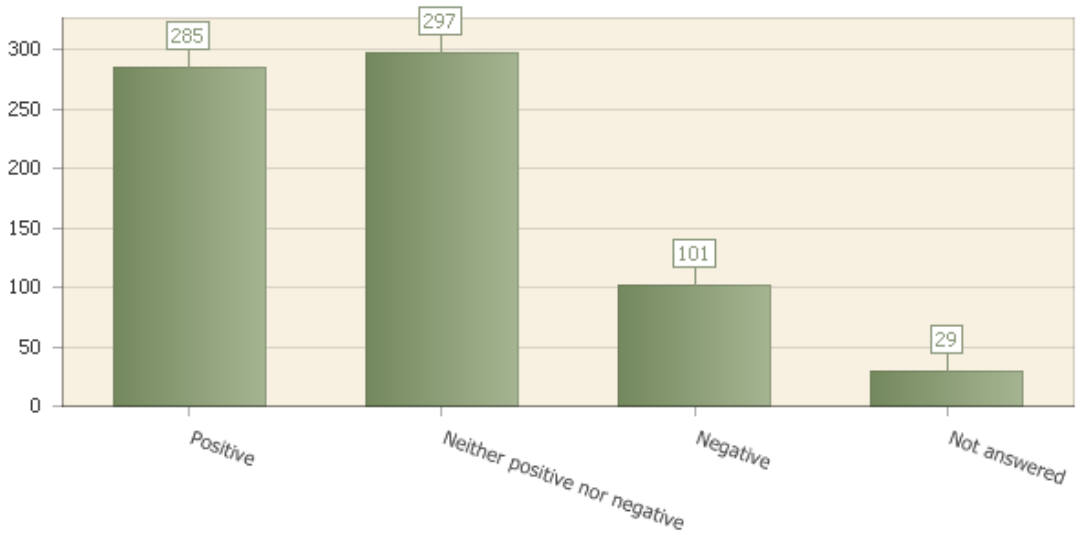
How do you think the following issues will impact your studies in the Career Technical Education Program of your choice?

Question type: Matrix & Multimatrix

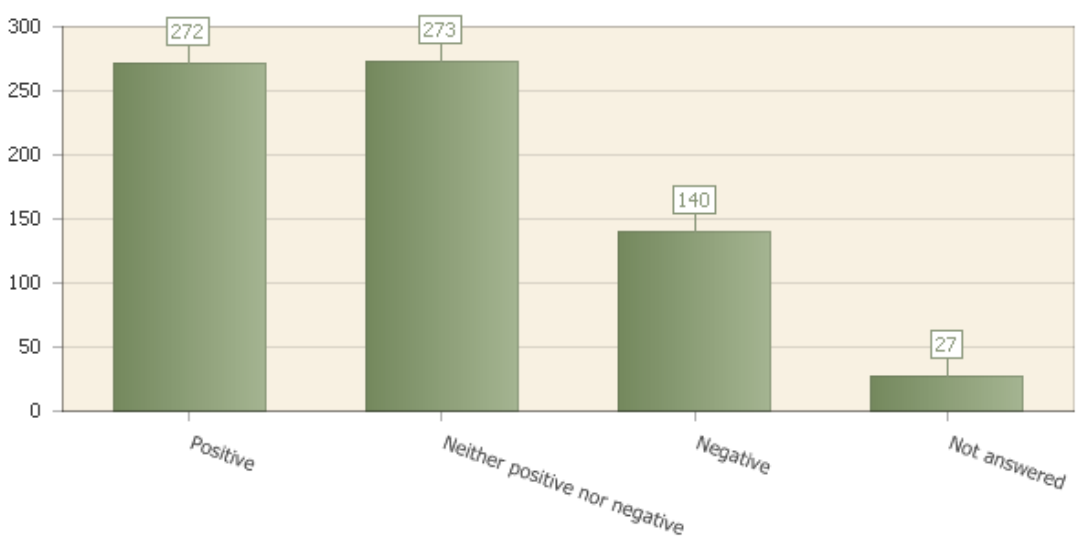
Number of responses: 692

Number of respondents: 712

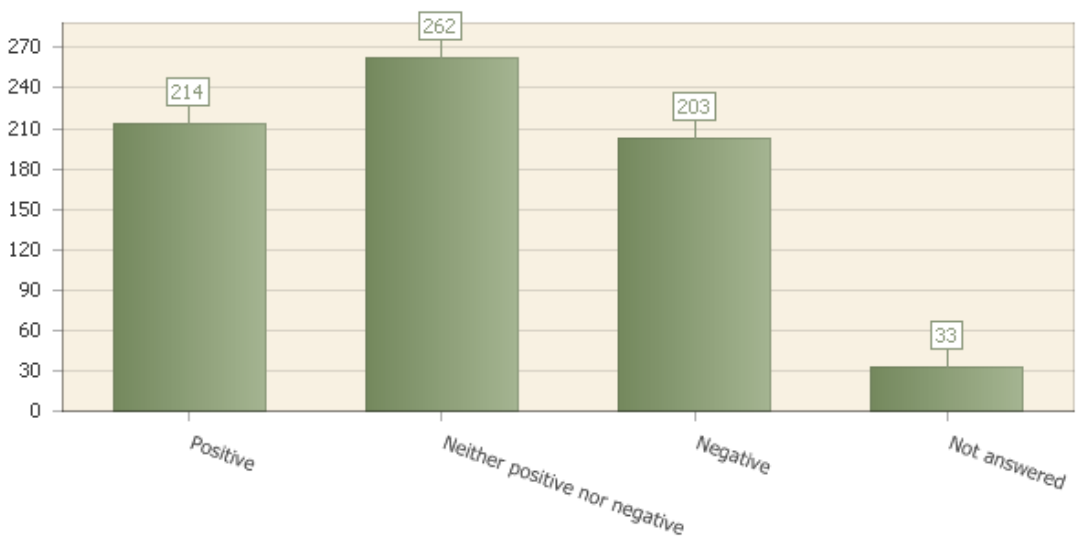
Family Concerns



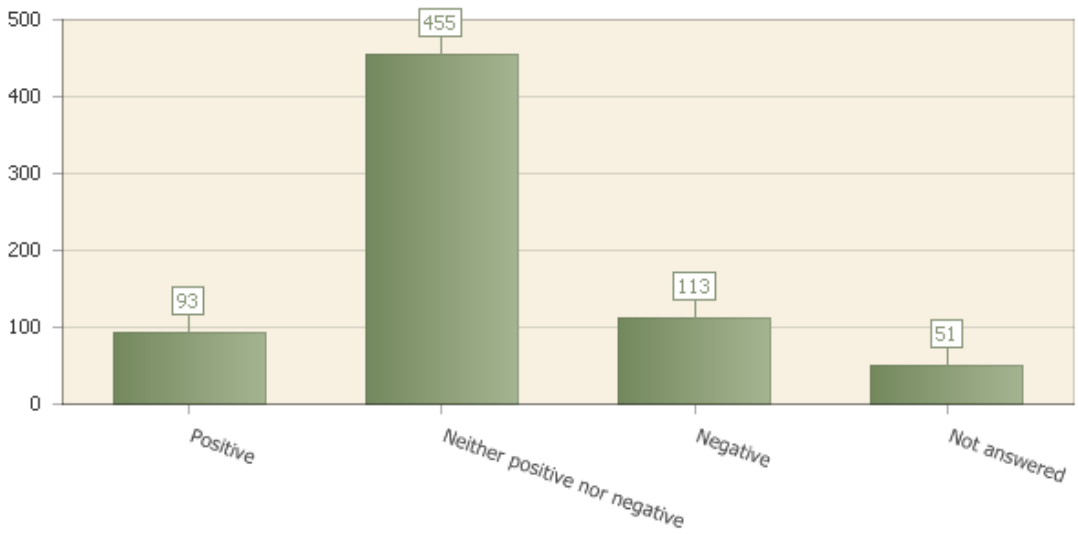
Job Demands



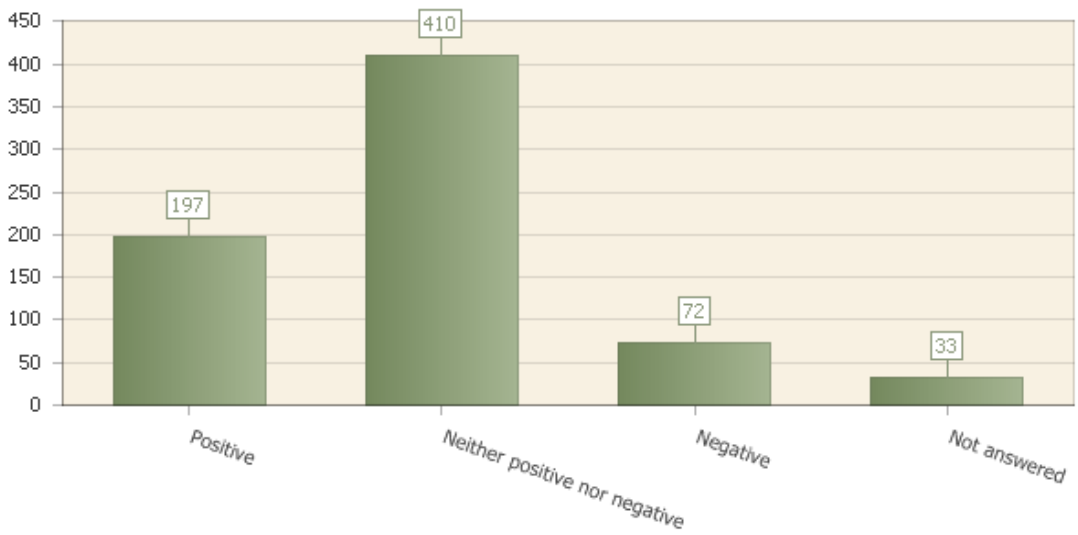
Financial Issues



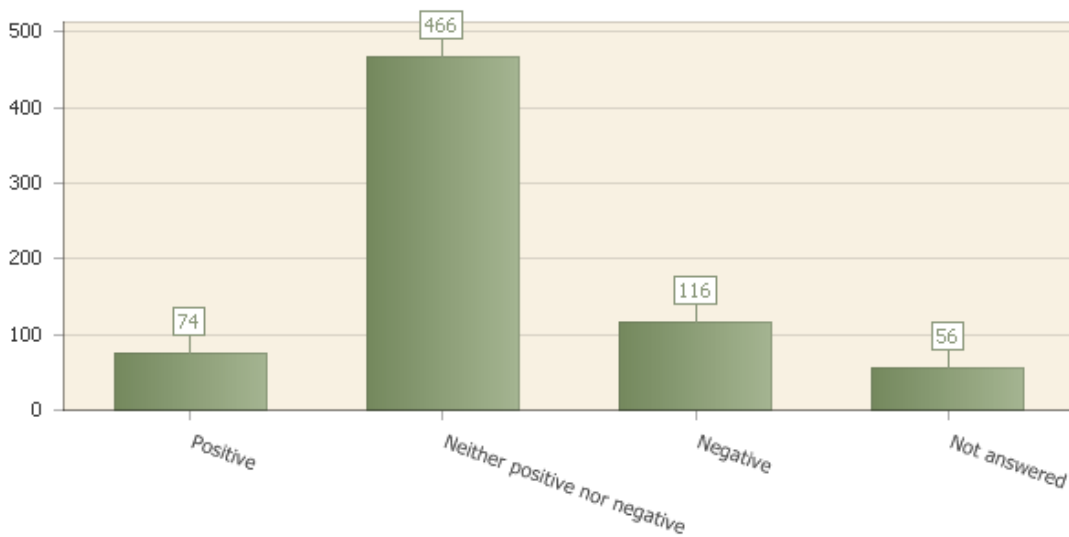
Childcare Issues



Language



Disability



Matrix row	Not answered	Positive	Neither positive nor negative	Negative
Family Concerns	29 (4.1%)	285 (40.0%)	297 (41.7%)	101 (14.2%)
Job Demands	27 (3.8%)	272 (38.2%)	273 (38.3%)	140 (19.7%)
Financial Issues	33 (4.6%)	214 (30.1%)	262 (36.8%)	203 (28.5%)
Childcare Issues	51 (7.2%)	93 (13.1%)	455 (63.9%)	113 (15.9%)
Language	33 (4.6%)	197 (27.7%)	410 (57.6%)	72 (10.1%)
Disability	56 (7.9%)	74 (10.4%)	466 (65.4%)	116 (16.3%)

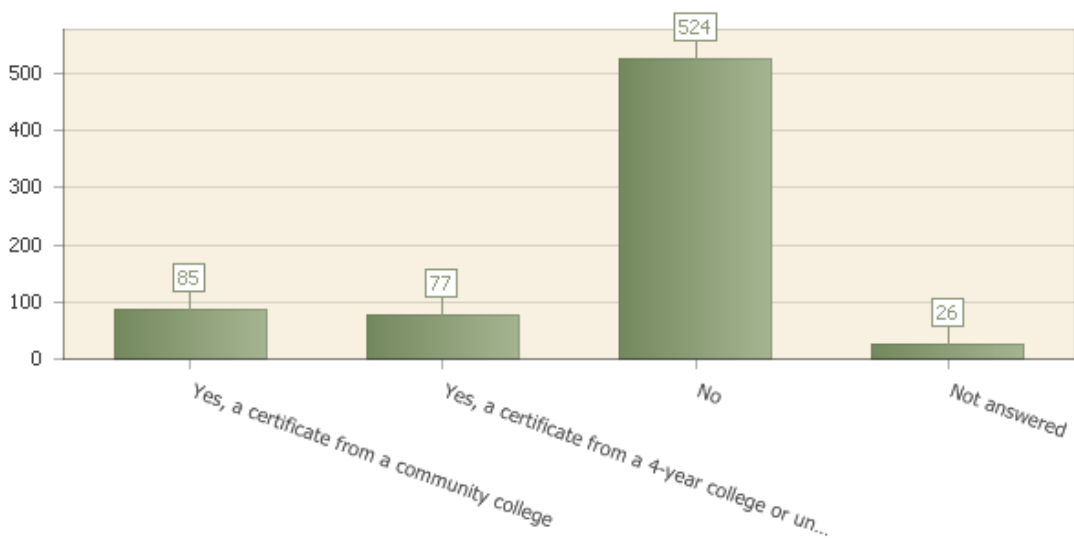
1.27. P6Q1

Have you already completed a certificate from a college or a university?

Question type: Multiple choice

Number of responses: 686

Number of respondents: 712



Answer	Count	Percent answer
Yes, a certificate from a community college	85	11.9%
Yes, a certificate from a 4-year college or university	77	10.8%

No	524	73.6%
Not answered	26	3.7%

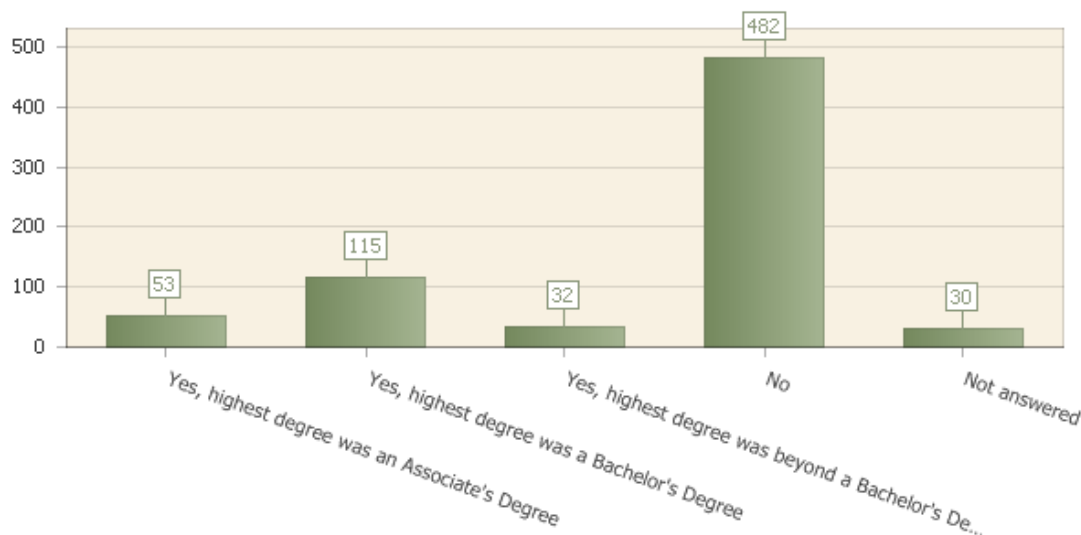
1.28. P6Q2

Have you already completed a degree from a college or university?

Question type: Multiple choice

Number of responses: 682

Number of respondents: 712



Answer	Count	Percent answer
Yes, highest degree was an Associate's Degree	53	7.4%
Yes, highest degree was a Bachelor's Degree	115	16.2%
Yes, highest degree was beyond a Bachelor's Degree	32	4.5%
No	482	67.7%
Not answered	30	4.2%

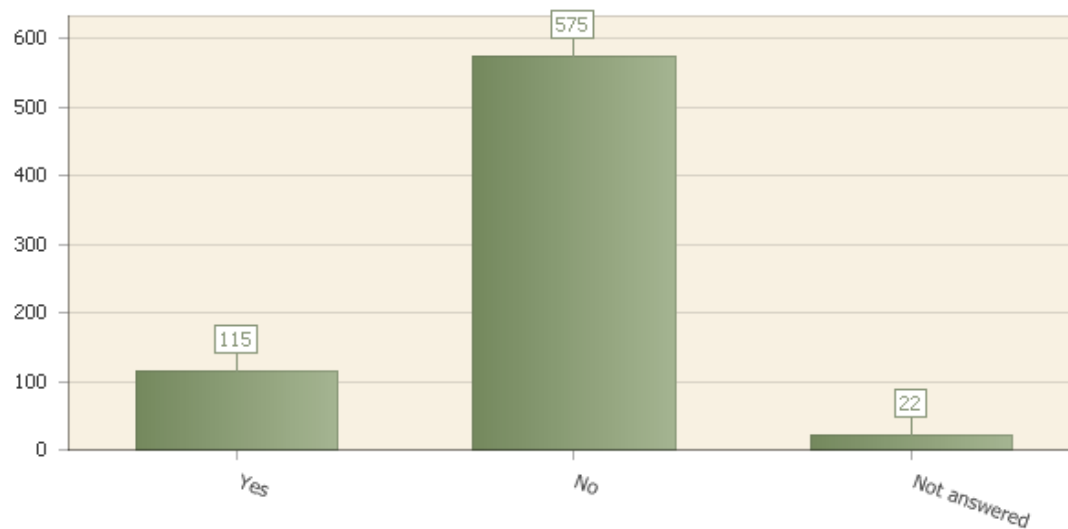
1.29. P6Q3

Have you received career technical training at other colleges, adult schools, regional occupational programs, or other training programs that did not lead to the completion of a degree or certificate?

Question type: Multiple choice

Number of responses: 690

Number of respondents: 712



Answer	Count	Percent answer
Yes	115	16.2%
No	575	80.8%
Not answered	22	3.1%

1.30. P6Q4

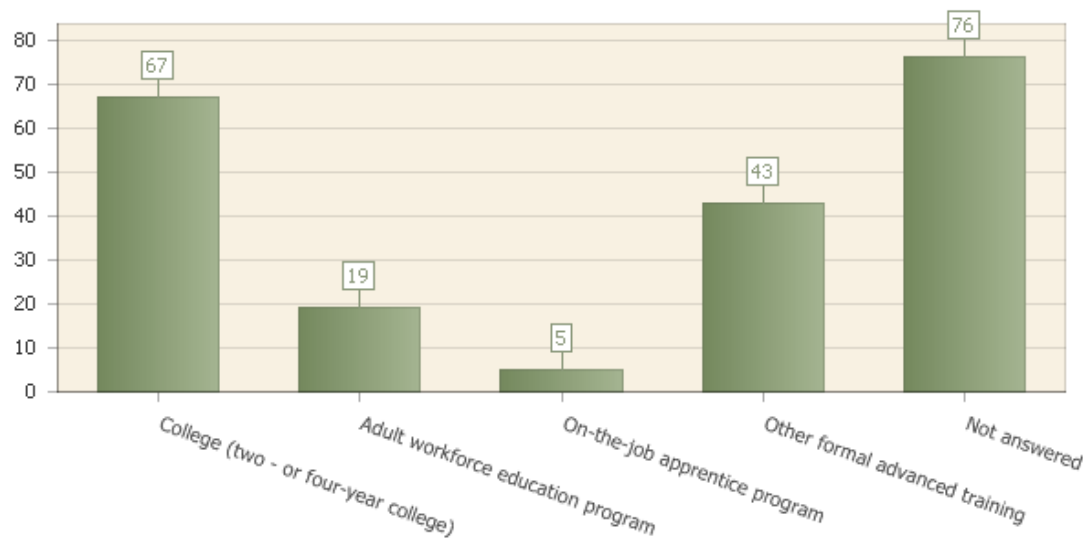
If you answered yes to the previous question, please specify where you received your training

Question type: Multiple choice

Number of responses: 636

Number of 'not applicable': 502

Number of respondents: 712



Answer	Count	Percent answer
College (two - or four-year college)	67	31.9%
Adult workforce education program	19	9.0%
On-the-job apprentice program	5	2.4%
Other formal advanced training	43	20.5%

Not answered	76	36.2%
--------------	----	-------

1.31. P6Q5

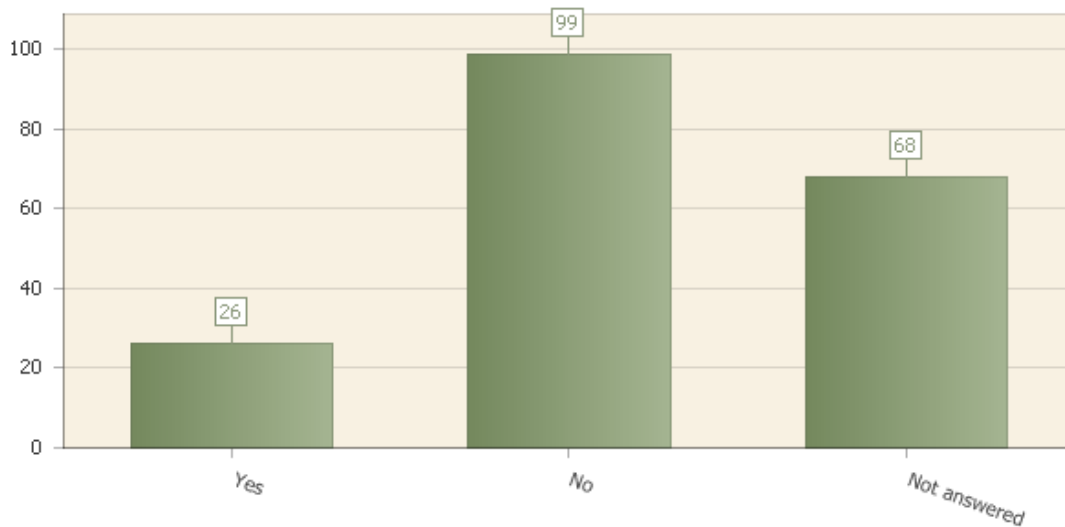
If you answered yes to the previous question, was your college training area of study related to a high school career technical program?

Question type: Multiple choice

Number of responses: 644

Number of 'not applicable': 519

Number of respondents: 712



Answer	Count	Percent answer
Yes	26	13.5%
No	99	51.3%
Not answered	68	35.2%

1.32. P7Q1

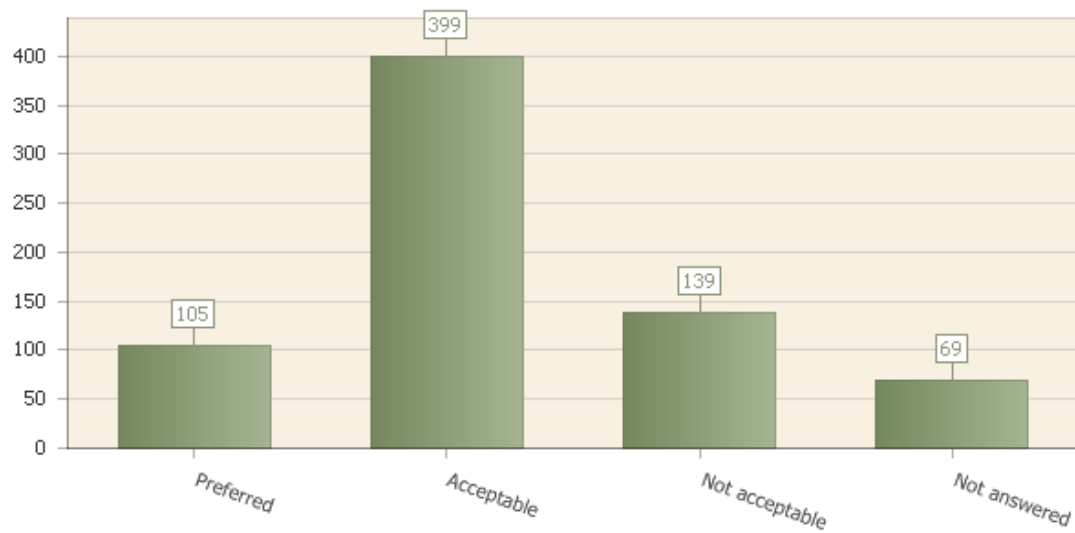
How would you classify the following course delivery options?

Question type: Matrix & Multimatrix

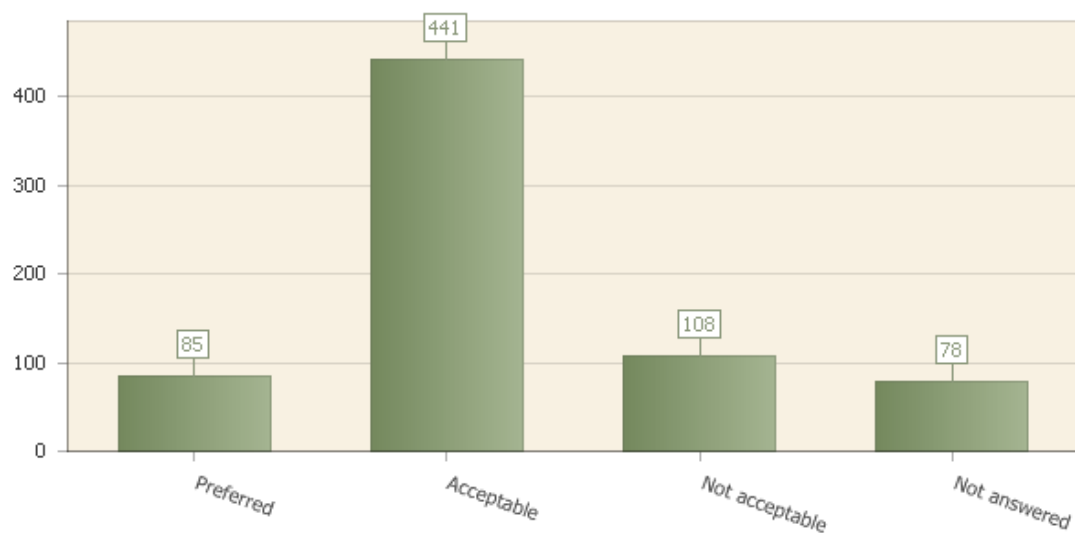
Number of responses: 670

Number of respondents: 712

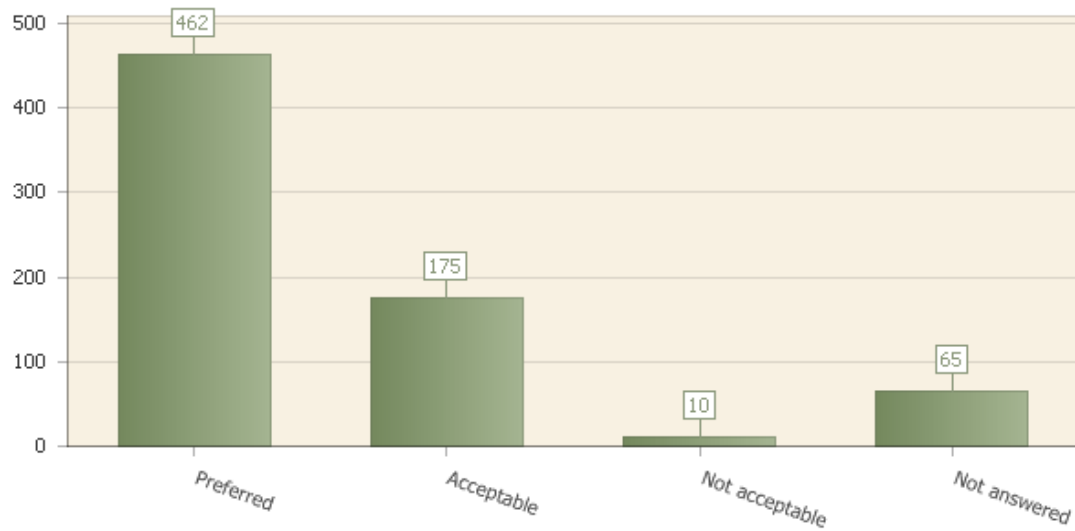
Online courses



Hybrid courses (51% online instruction)



Classroom instruction



Matrix row	Not answered	Preferred	Acceptable	Not acceptable
Online courses	69 (9.7%)	105 (14.7%)	399 (56.0%)	139 (19.5%)
Hybrid courses (51% online instruction)	78 (11.0%)	85 (11.9%)	441 (61.9%)	108 (15.2%)
Classroom instruction	65 (9.1%)	462 (64.9%)	175 (24.6%)	10 (1.4%)

1.33. P7Q2

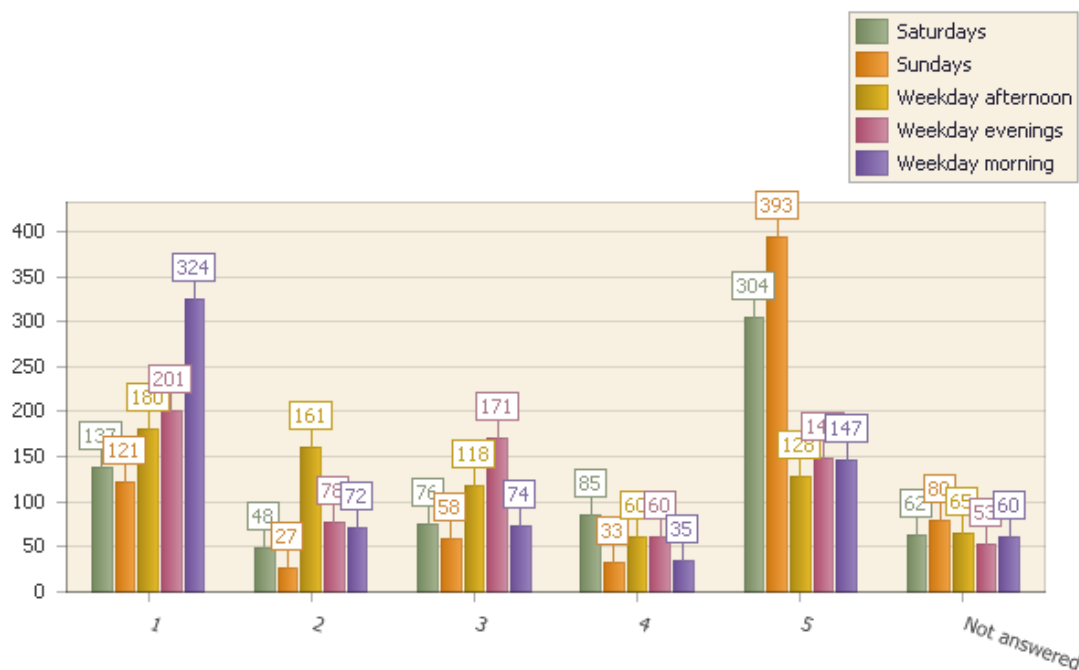
Please rate your preferences on the following course scheduling options (1=highest, 5=lowest)

Question type: Matrix & Multimatrix

Number of responses: 674

Number of respondents: 712

Scale: 1 – 5



Matrix row	Not answered	Mean	Std dev	Count and % Rating 1	Count and % Rating 2	Count and % Rating 3	Count and % Rating 4	Count and % Rating 5
Weekday morning	60 (8.4%)	2.4	1.6	324 (49.7%)	72 (11.0%)	74 (11.3%)	35 (5.4%)	147 (22.5%)
Weekday afternoon	65 (9.1%)	2.7	1.5	180 (27.8%)	161 (24.9%)	118 (18.2%)	60 (9.3%)	128 (19.8%)
Weekday evenings	53 (7.4%)	2.8	1.5	201 (30.5%)	78 (11.8%)	171 (25.9%)	60 (9.1%)	149 (22.6%)
Saturdays	62 (8.7%)	3.6	1.6	137 (21.1%)	48 (7.4%)	76 (11.7%)	85 (13.1%)	304 (46.8%)
Sundays	80 (11.2%)	3.9	1.6	121 (19.1%)	27 (4.3%)	58 (9.2%)	33 (5.2%)	393 (62.2%)

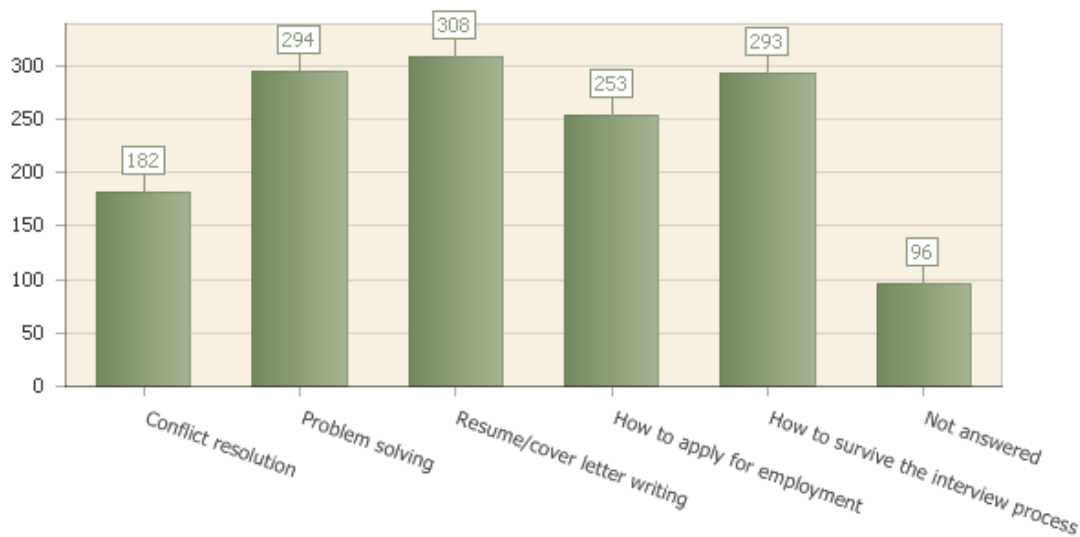
1.34. P7Q3

Which of the following would you like to have incorporated into your program of study? (please check all that apply)

Question type: Multiple choice

Number of responses: 616

Number of respondents: 712



Answer	Count	Percent answer
Conflict resolution	182	25.6%
Problem solving	294	41.3%
Resume/cover letter writing	308	43.3%
How to apply for employment	253	35.5%
How to survive the interview process	293	41.2%
Not answered	96	13.5%

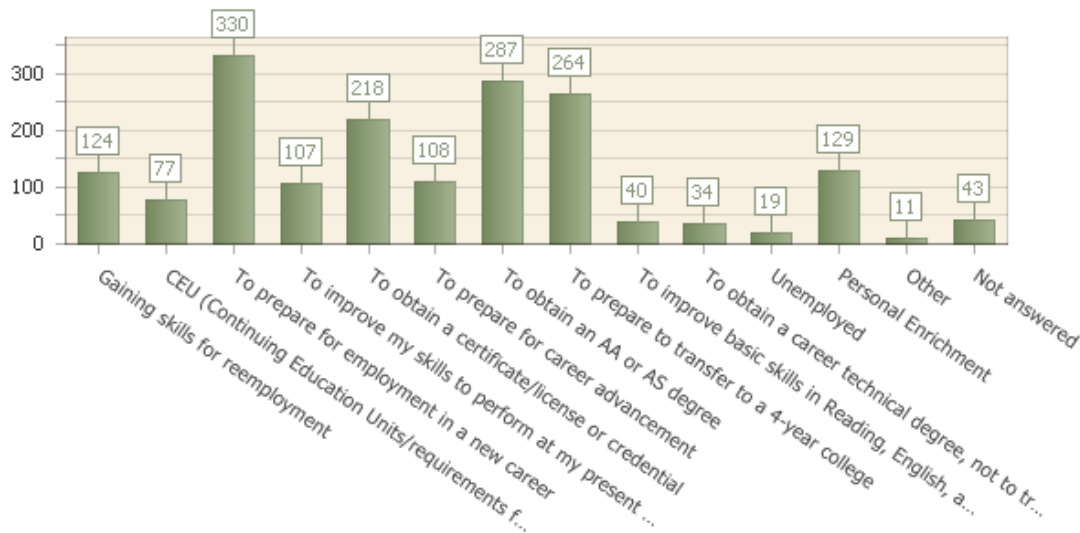
1.35. P7Q4

Why are you currently enrolled in college courses? (please check all that apply)

Question type: Multiple choice

Number of responses: 669












Number of respondents: 712



Answer	Count	Percent answer
Gaining skills for reemployment	124	17.4%
CEU (Continuing Education Units/requirements for your particular field)	77	10.8%

To prepare for employment in a new career	330	46.3%
To improve my skills to perform at my present job	107	15.0%
To obtain a certificate/license or credential	218	30.6%
To prepare for career advancement	108	15.2%
To obtain an AA or AS degree	287	40.3%
To prepare to transfer to a 4-year college	264	37.1%
To improve basic skills in Reading, English, and Math	40	5.6%
To obtain a career technical degree, not to transfer	34	4.8%
Unemployed	19	2.7%
Personal Enrichment	129	18.1%
Other	11	1.5%
Not answered	43	6.0%

Textual answers

Date	Respondent	Answer
10/2/2014	Anonymous 	Take over family business
10/9/2014	Anonymous 	Masters Program Occupational Therapy
10/16/2014	Anonymous 	graduation
10/21/2014	Anonymous 	Start my own business upon retirement from my current career
10/29/2014	Anonymous 	To get my MBA
11/12/2014	Anonymous 	Review class to pass the IRS SEE exam
12/3/2014	Anonymous 	To get a different job as a second job to earn money to feed my family
12/4/2014	Anonymous 	to prepare and have skills ready for retirement from military.
12/7/2014	Anonymous 	To pursue academic interest and curiosity
12/8/2014	Anonymous 	Keep me from feeling depressed and/or hopeless about my current situation.
12/25/2014	Anonymous 	Taking CPA required accounting courses

1.36. P7Q5

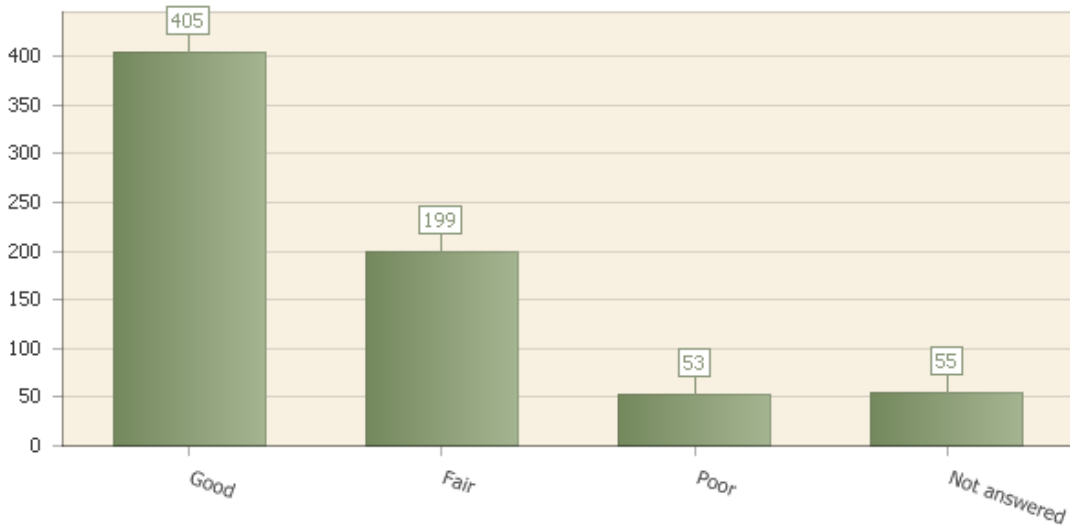
Please rate your level of preparation for the CTE program in the following categories:

Question type: Matrix & Multimatrix

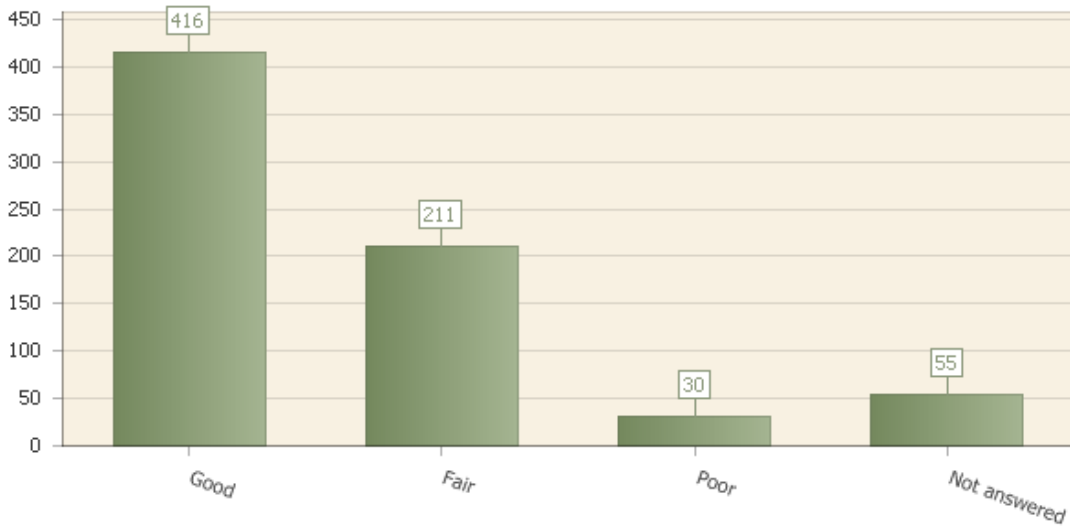
Number of responses: 660

Number of respondents: 712

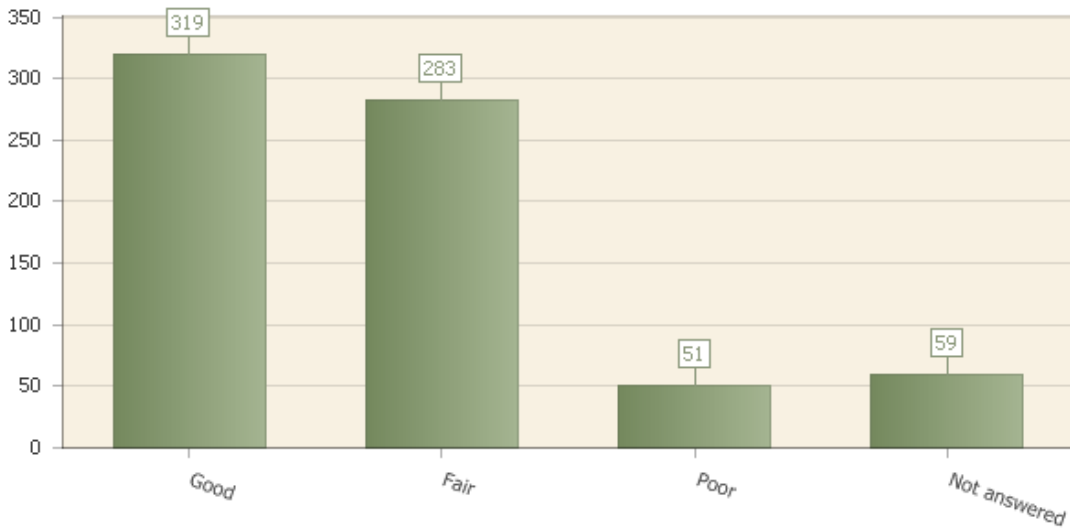
Mathematics



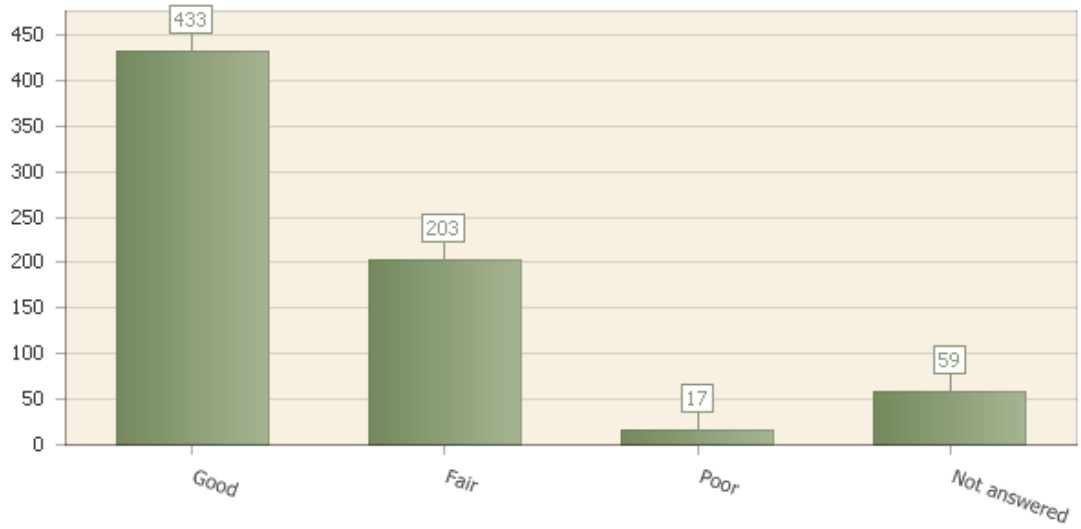
English writing



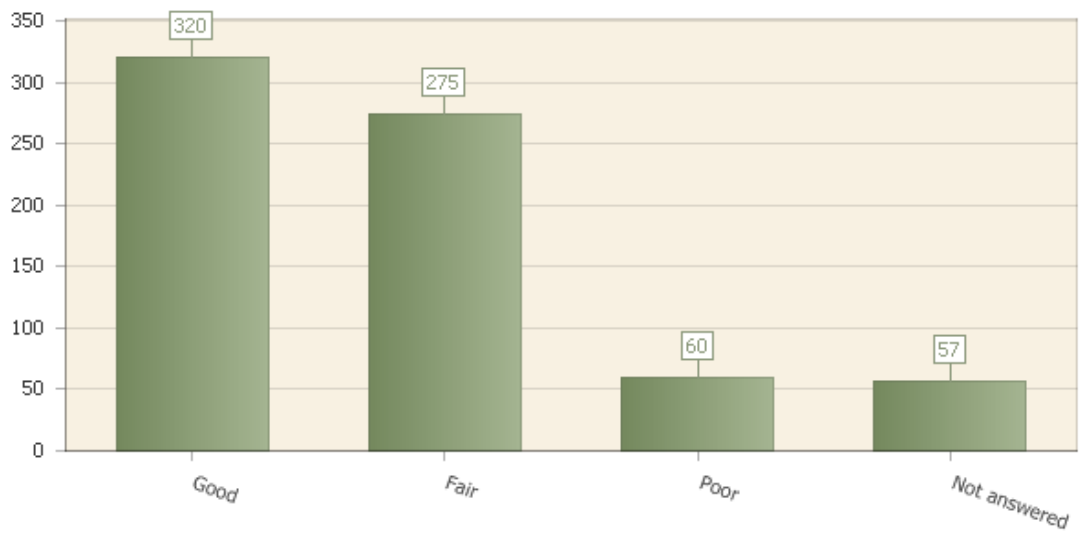
Library skills



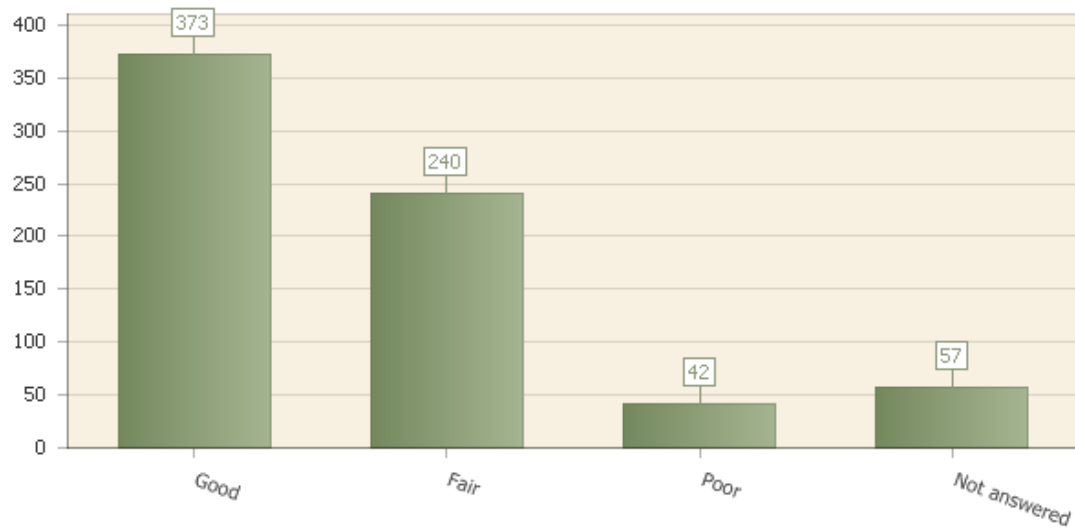
Computer skills



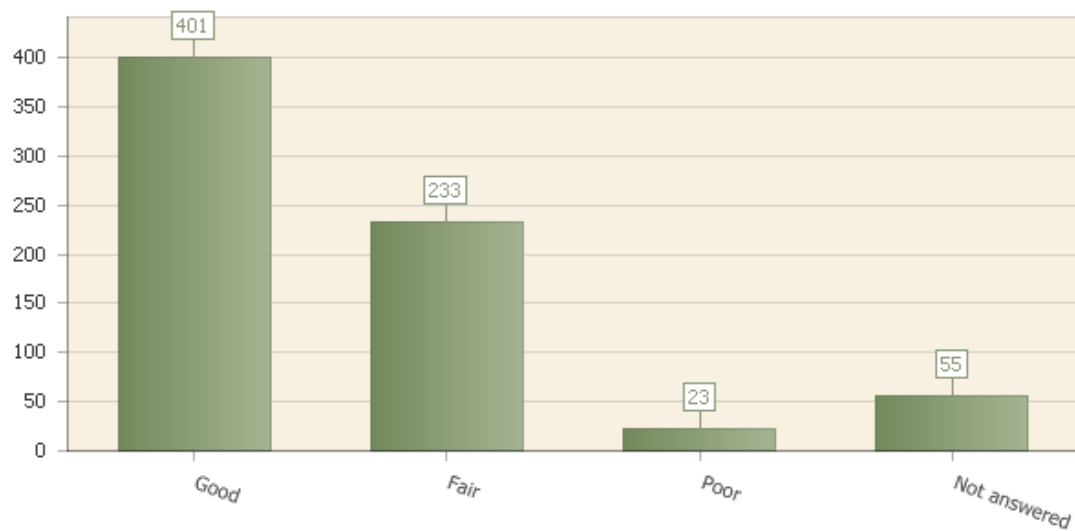
Study habits



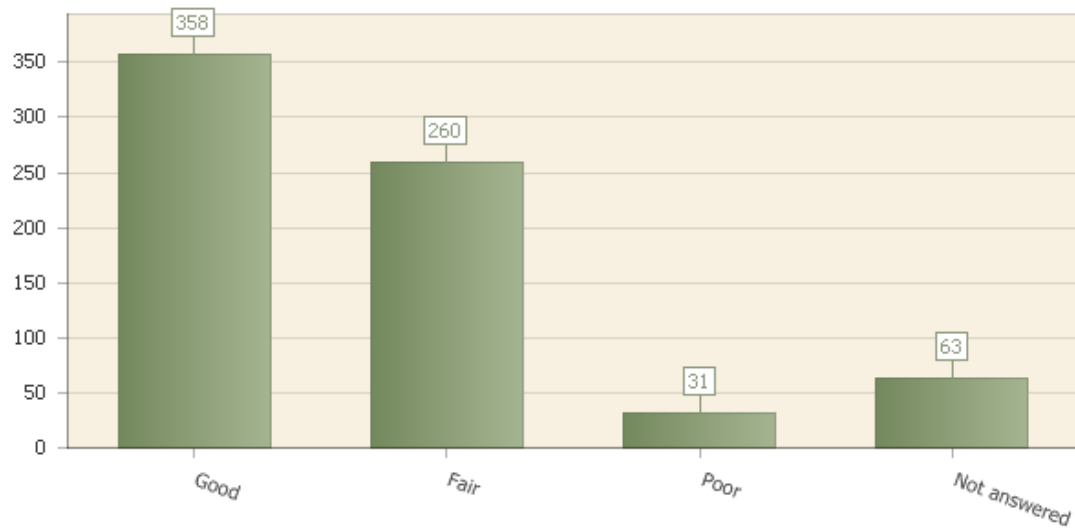
Note taking



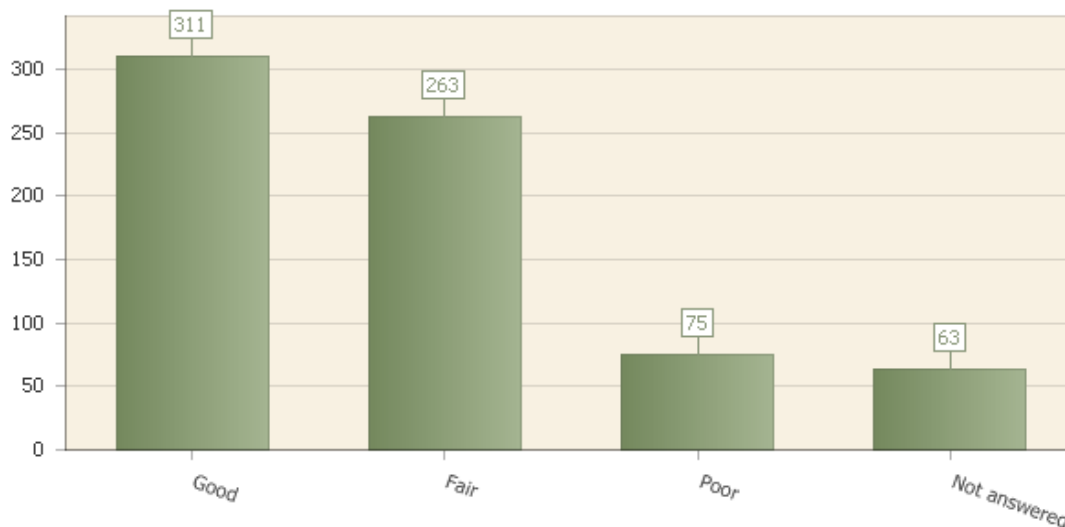
Reading skills



Research skills



In-class presentations



Matrix row	Not answered	Good	Fair	Poor
Mathematics	55 (7.7%)	405 (56.9%)	199 (27.9%)	53 (7.4%)
English writing	55 (7.7%)	416 (58.4%)	211 (29.6%)	30 (4.2%)
Library skills	59 (8.3%)	319 (44.8%)	283 (39.7%)	51 (7.2%)
Computer skills	59 (8.3%)	433 (60.8%)	203 (28.5%)	17 (2.4%)
Study habits	57 (8.0%)	320 (44.9%)	275 (38.6%)	60 (8.4%)
Note taking	57 (8.0%)	373 (52.4%)	240 (33.7%)	42 (5.9%)
Reading skills	55 (7.7%)	401 (56.3%)	233 (32.7%)	23 (3.2%)
Research skills	63 (8.8%)	358 (50.3%)	260 (36.5%)	31 (4.4%)
In-class presentations	63 (8.8%)	311 (43.7%)	263 (36.9%)	75 (10.5%)

1.37. P7Q6

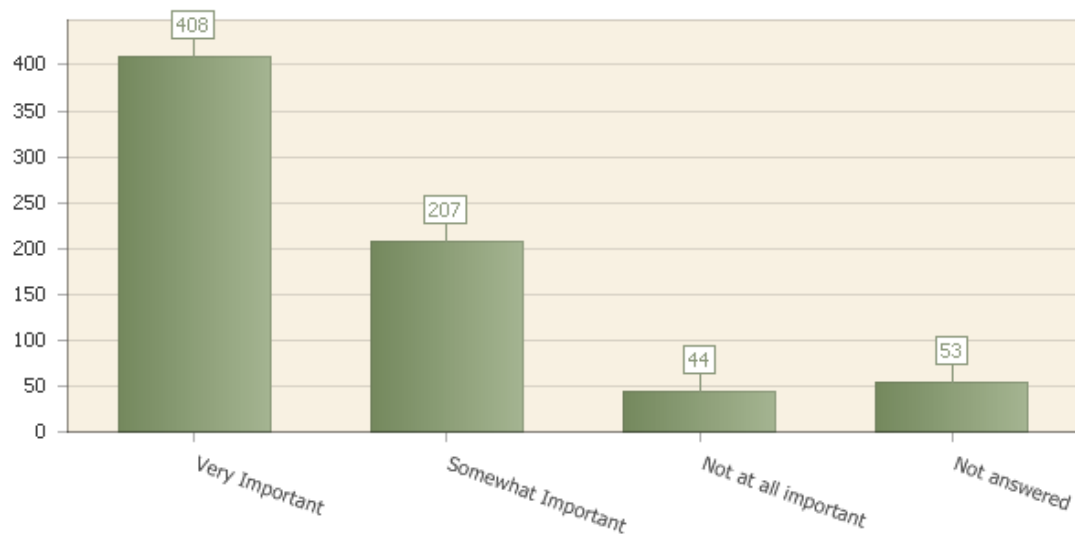
How important are the following categories to your specific area of study:

Question type: Matrix & Multimatrix

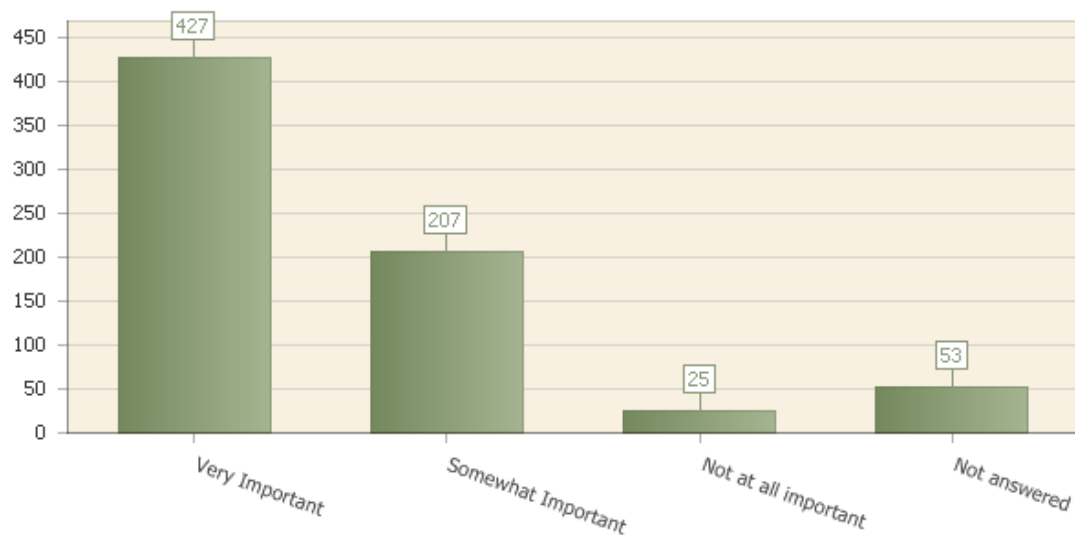
Number of responses: 664

Number of respondents: 712

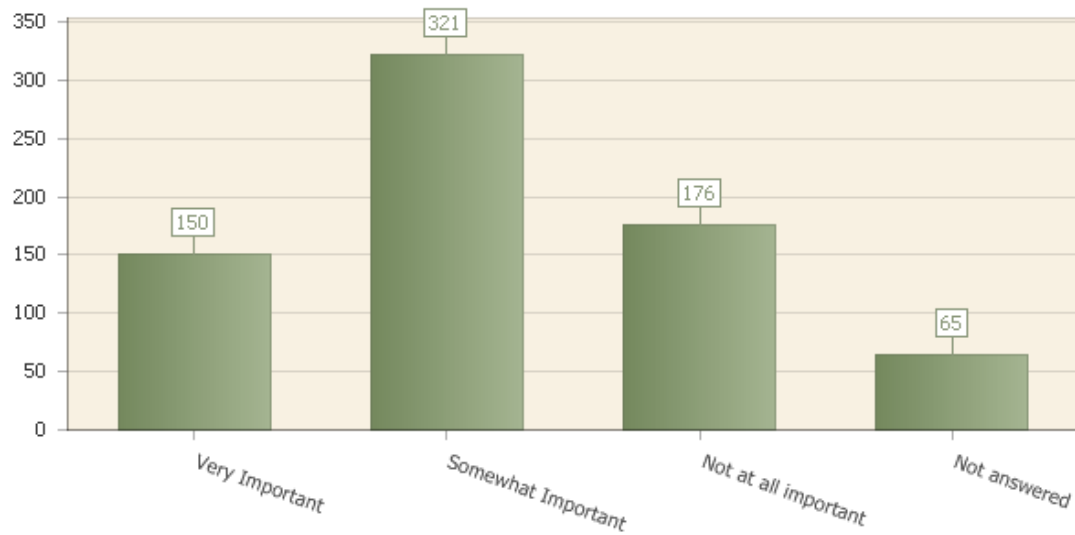
Mathematics



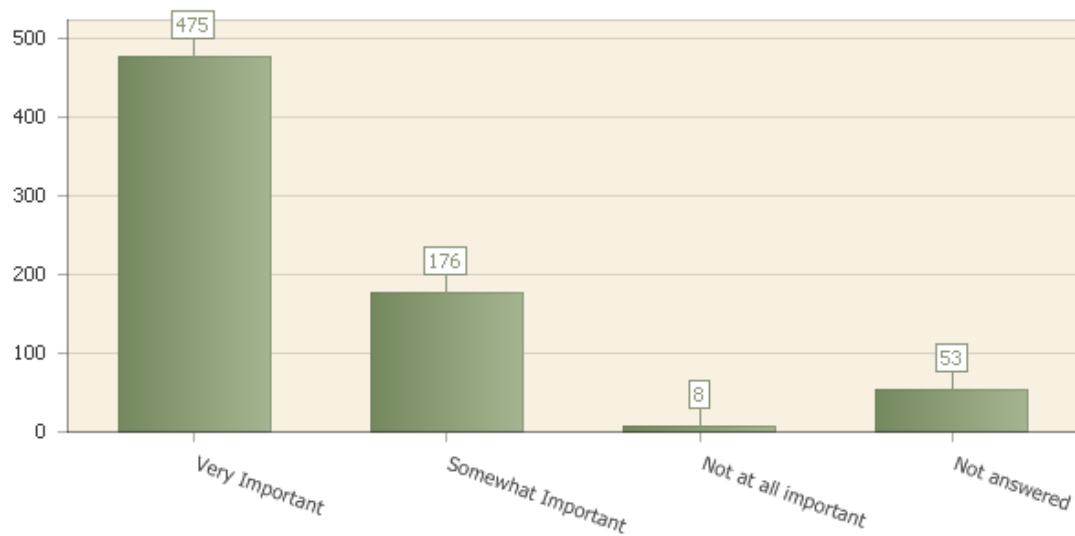
English writing



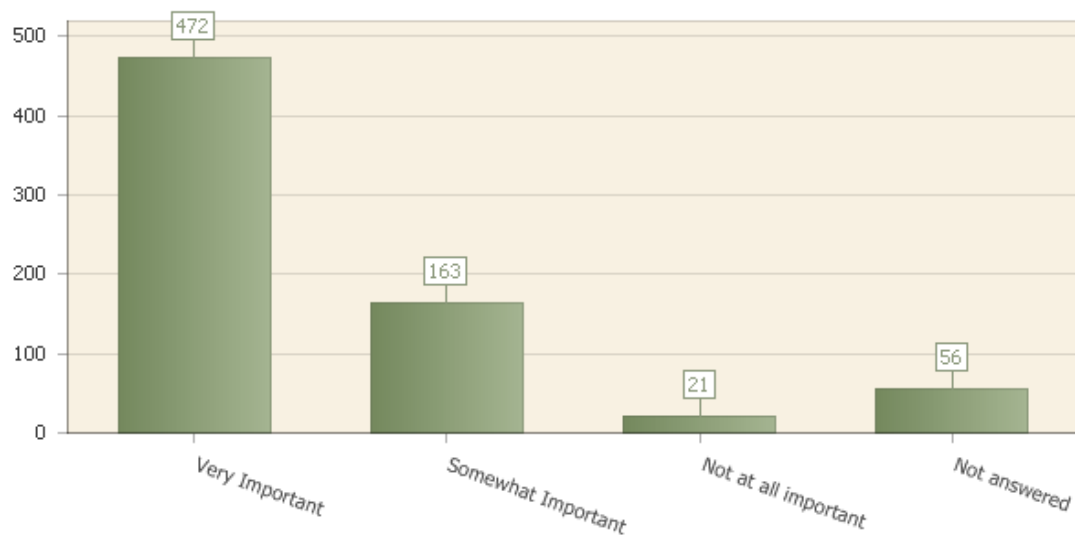
Library skills



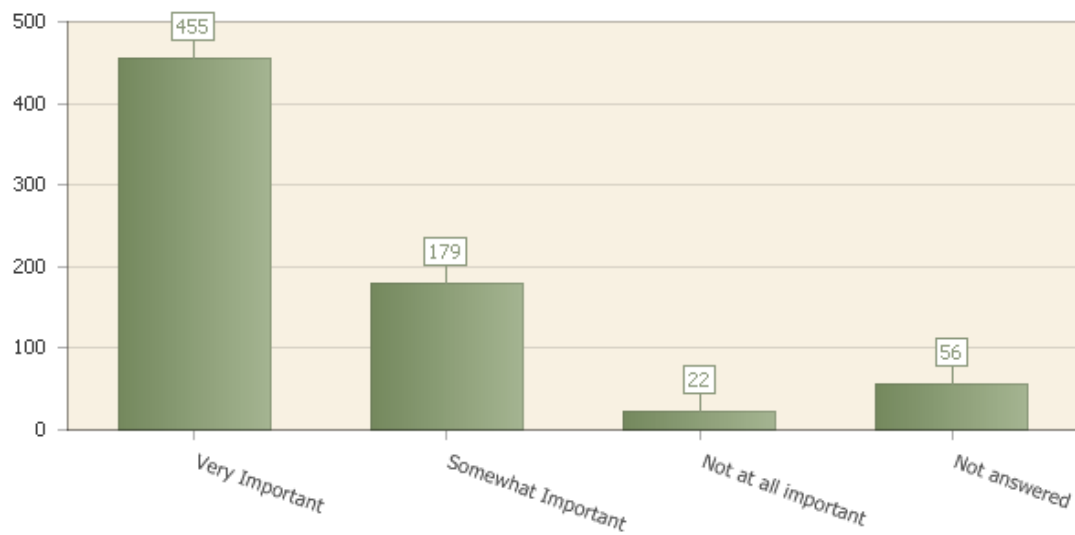
Computer skills



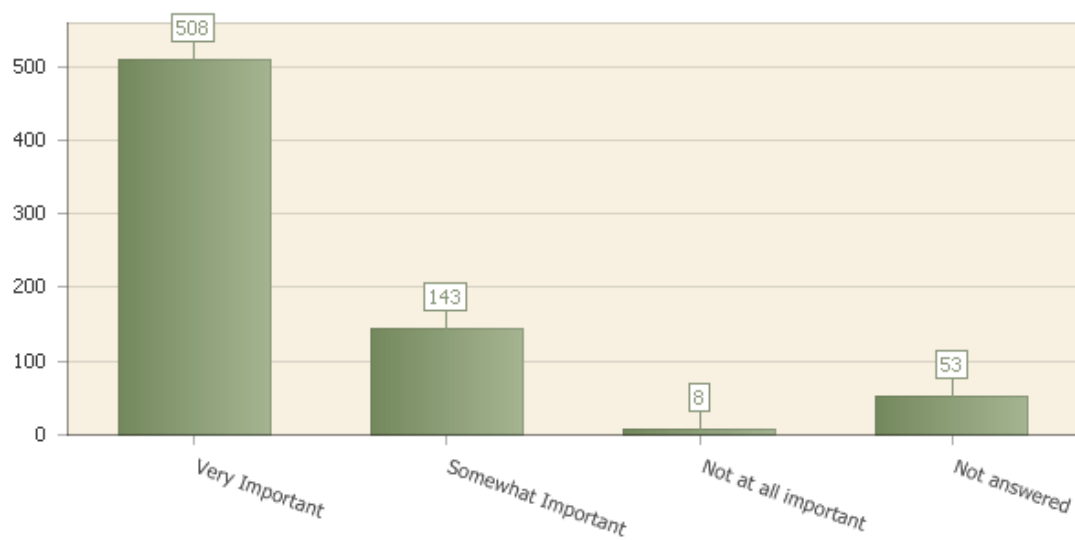
Study habits



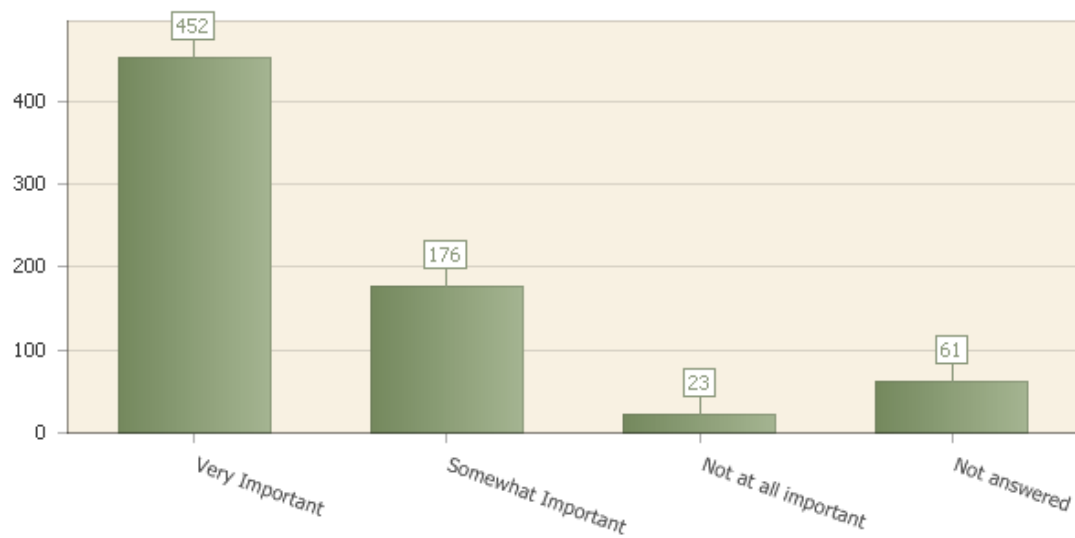
Note taking



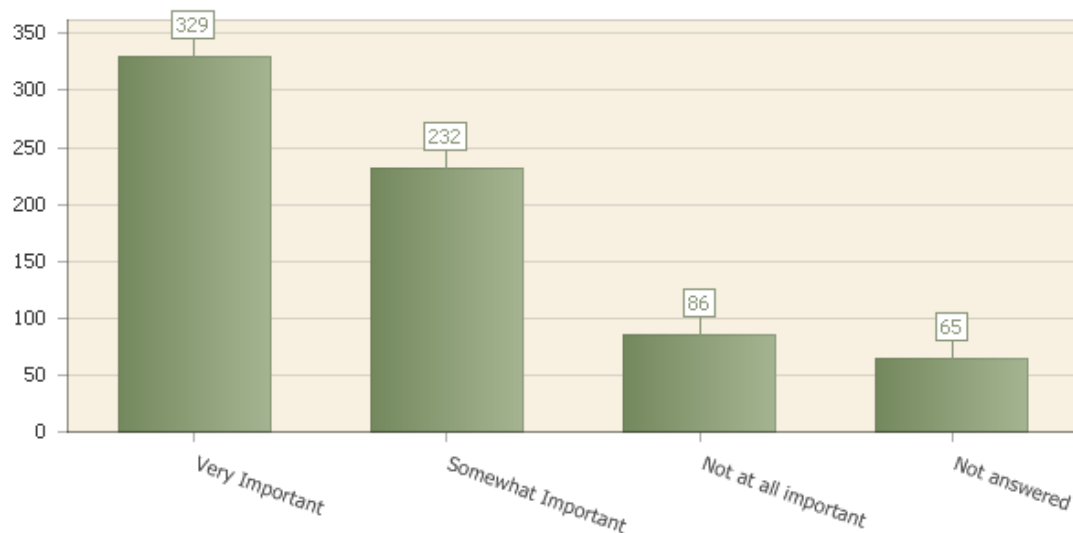
Reading skills



Research skills



In-class presentations



Matrix row	Not answered	Very Important	Somewhat Important	Not at all important
Mathematics	53 (7.4%)	408 (57.3%)	207 (29.1%)	44 (6.2%)
English writing	53 (7.4%)	427 (60.0%)	207 (29.1%)	25 (3.5%)
Library skills	65 (9.1%)	150 (21.1%)	321 (45.1%)	176 (24.7%)
Computer skills	53 (7.4%)	475 (66.7%)	176 (24.7%)	8 (1.1%)
Study habits	56 (7.9%)	472 (66.3%)	163 (22.9%)	21 (2.9%)
Note taking	56 (7.9%)	455 (63.9%)	179 (25.1%)	22 (3.1%)
Reading skills	53 (7.4%)	508 (71.3%)	143 (20.1%)	8 (1.1%)
Research skills	61 (8.6%)	452 (63.5%)	176 (24.7%)	23 (3.2%)
In-class presentations	65 (9.1%)	329 (46.2%)	232 (32.6%)	86 (12.1%)

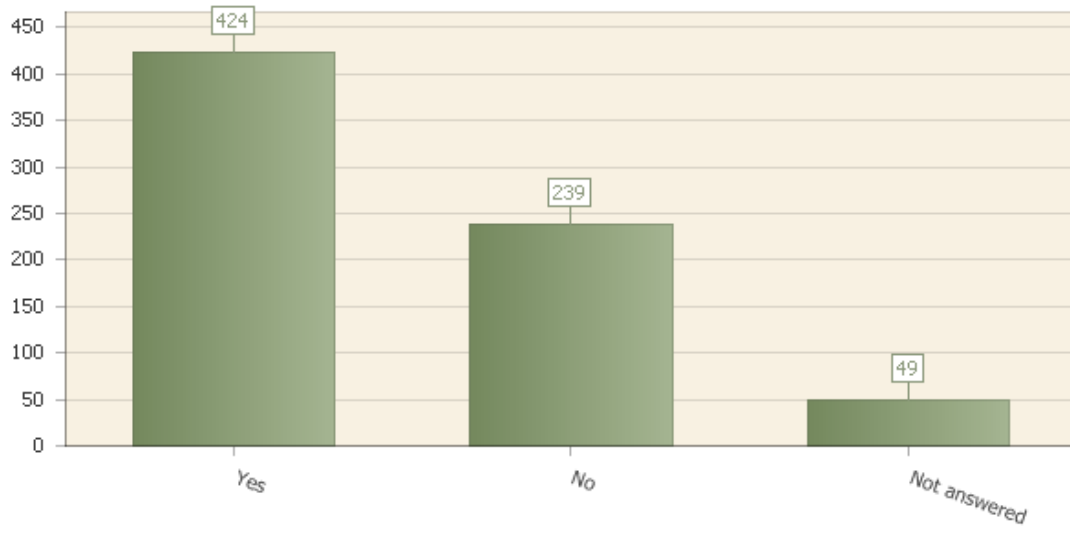
1.38. P7Q7

Did you meet with an academic counselor during your first semester?

Question type: Multiple choice

Number of responses: 663

Number of respondents: 712



Answer	Count	Percent answer
Yes	424	59.6%
No	239	33.6%
Not answered	49	6.9%

