



FACT SHEET 2018-2019

Cañada College is committed to being a preeminent institution of learning, renowned for its quality of academic life, its diverse culture and practice of personal support and development, extraordinary student success, and its dynamic, innovative programs that prepare students for universities, the modern workplace, and the global community. Located in the heart of the Silicon Valley, Cañada College offers hundreds of day, evening, and weekend courses.

3 Academic Divisions

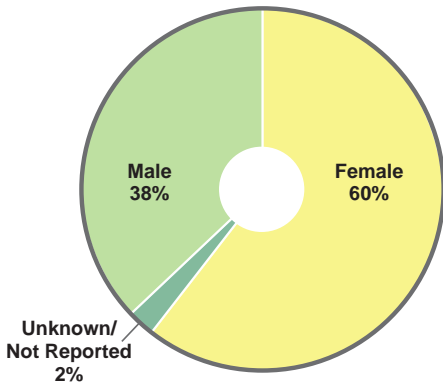
- Business, Design, & Workforce
- Humanities & Social Sciences
- Science & Technology

51 Degree Programs Offered

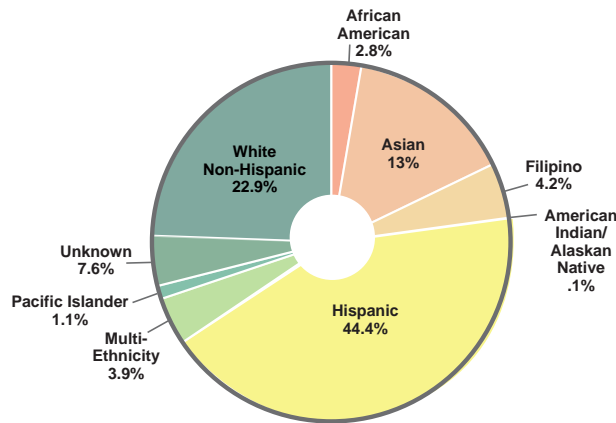
42 Certificate Programs Offered

FALL 2018 STUDENT PROFILE

GENDER

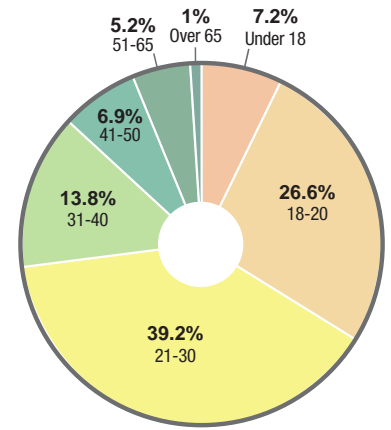


ETHNICITY



*Source: CCCC Data Mart

AGE



FALL 2018 ENROLLMENT



6357 Students

800 First-time Students

117 International Students

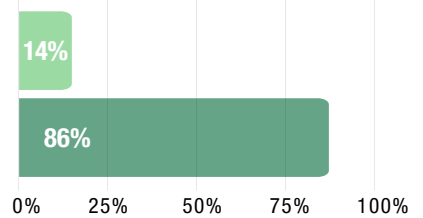
104 Students Admitted into Middle College

347 Students with Disabilities

189 Veteran Students

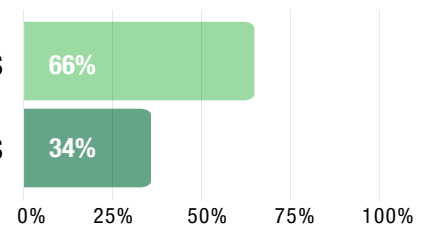
38 Foster Youth Students

Full Time Students



Daytime Students

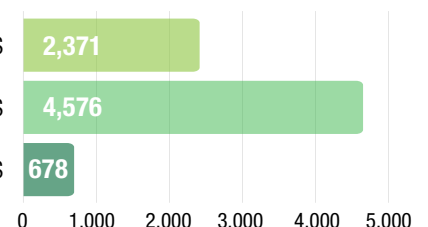
Evening Students



Online Students

Face-to-Face Students

Hybrid Students





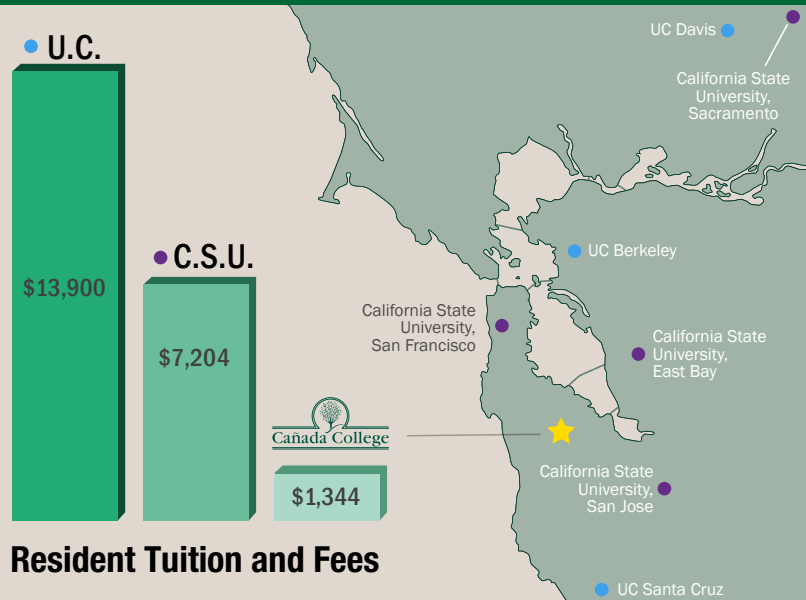
OUR PROGRAMS AND TUITION AT A GLANCE

Top 5 Degrees in 2018

1. Interdisciplinary Studies with Emphasis in Social & Behavioral Sciences
2. Psychology
3. Business Administration
4. Economics
5. Sociology

Top 5 Certificates in 2018

1. Univeristy Transfer: CSU GE
2. Preparation for Academic Scholarship & Success (PASS)
3. Univeristy Transfer: IGETC UC GE
4. Early Childhood Education/Child Development
5. Interior Design



Resident Tuition and Fees

2018 ACHIEVEMENTS



754 Degrees Awarded



310 Certificates Awarded



\$5.63 mil in Financial Aid Awarded



42% of Students were Awarded Financial Aid



26% 3 Years Graduation Rate



31% 4 Years Graduation Rate

*All Graduation Rate Data from IPEDS




63%

of Students have Transfer Goals



↑ 50

Student Support Services and Clubs



15:1

Student to Faculty Ratio