



Course Enrollment and Modalities Fall 2024

Present to IPC

From the Office of Instruction

September 6, 2024

EMP 1.3 Create a student-first course schedule

EMP 4.12 Offer key courses in multiple modalities

A student-first course schedule is the outcome of a thoughtful and collaborative process that prioritizes student success, minimizes disruptions, aligns programs, and balances faculty workload.

Student-first Scheduling and Modalities:

- Offering diverse course modalities, including face-to-face, hybrid, asynchronous online, synchronous online, and multi-modalities, to cater to various learning preferences.
- Considering the day of the week, time of day, and location to accommodate student needs and preferences.
- We ensure course schedules are aligned to minimize conflicts, enabling students to plan and complete their educational goals efficiently.

ACCJC Standard 2.5: The institution holds itself accountable for students' success by scheduling courses in a manner that ensures degree and certificate programs can be completed in the expected period of time.

ACCJC Standard 2.6: The institution uses delivery modes and teaching methodologies that meet student and curricular needs and promote equitable student learning and achievement.

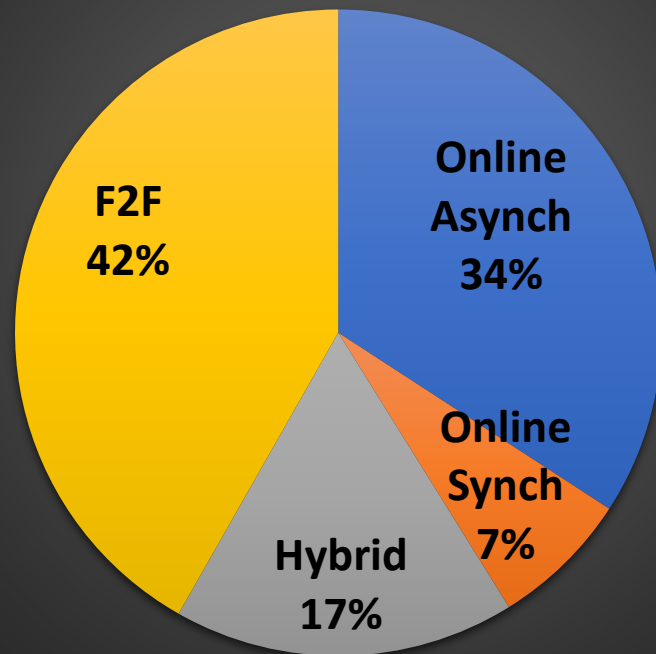
Exceeded College Goals

	Course Enrollment	Headcount	Fill Rate	FTES	FTEF	Load	# of Section (# of CRN)
College Goal (Fall 2024)	11,000	5,337	80%			450	
Fall 2024 (Census Day, 9/3/2024)	12,659	6,552	76%	1530	107.2	429	490 (627)
F2F	5,168		74%	662	49	404	222 (302)
Online Asynchronous	4,379		83%	461	27.5	503	138 (155)
Hybrid	2,067		75%	290	23.4	372	91 (109)
Online Synchronous	1,045		72%	117	7.2	486	39 (61)

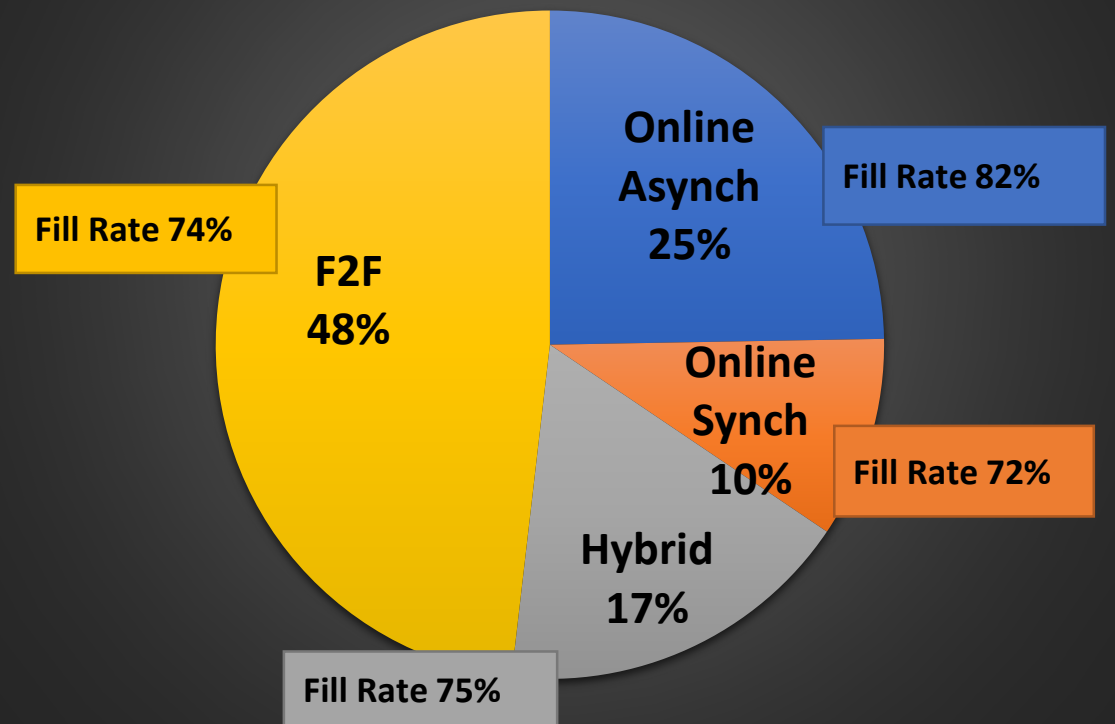
Effective Management of Enrollment by Modalities at Census Day

Fall 2024

Fall 2024 Enrollment
by Modality (N=12,659)

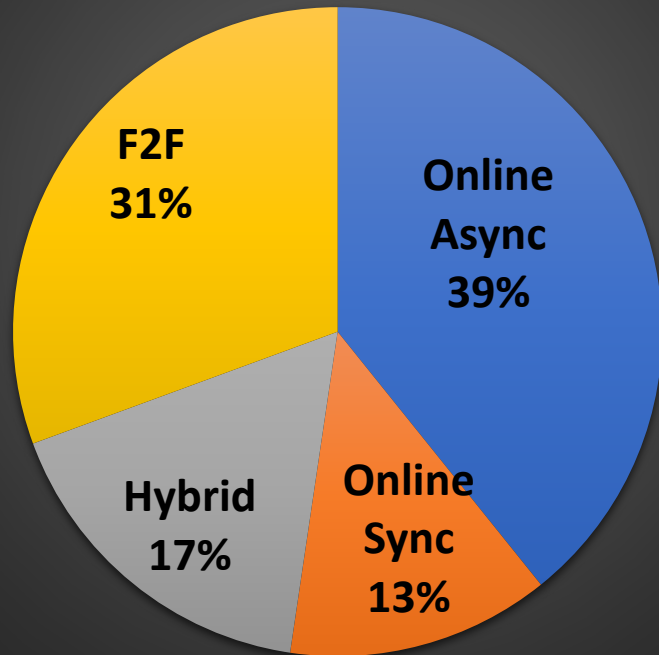


Fall 2024 Sections by Modality
& Fill Rate (CRN=627)

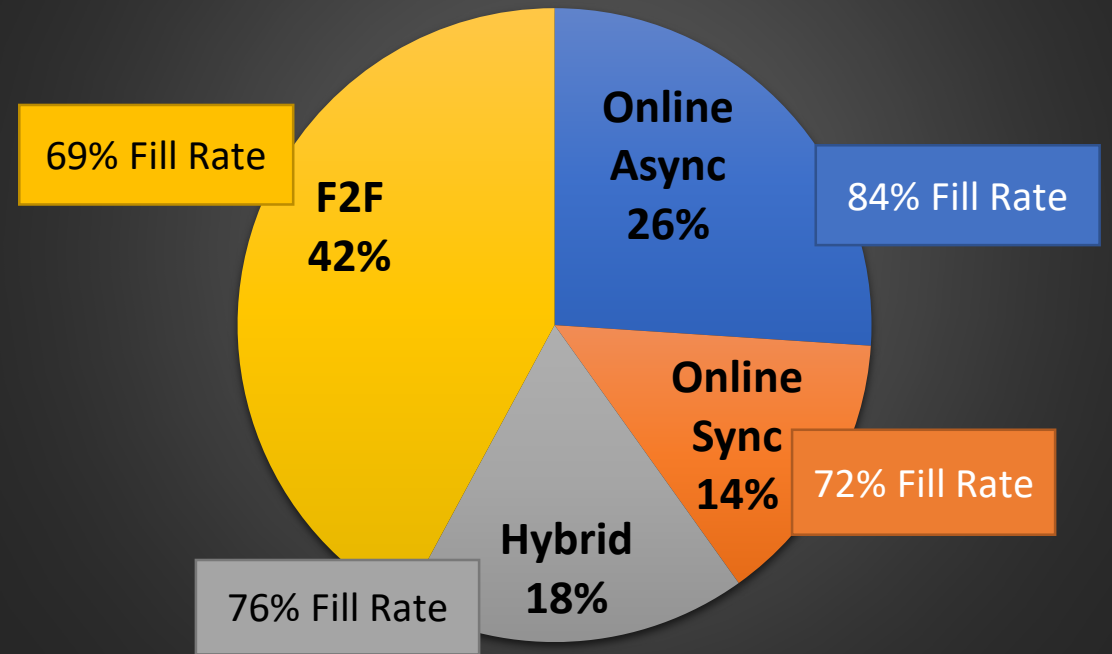


Effective Management of Enrollment by Modalities at Census Day Fall 2023

Fall 2023 Enrollment by
Modality (N=11,039)



Fall 2023 Section by Modality &
Fill Rate (N=596 CRN)

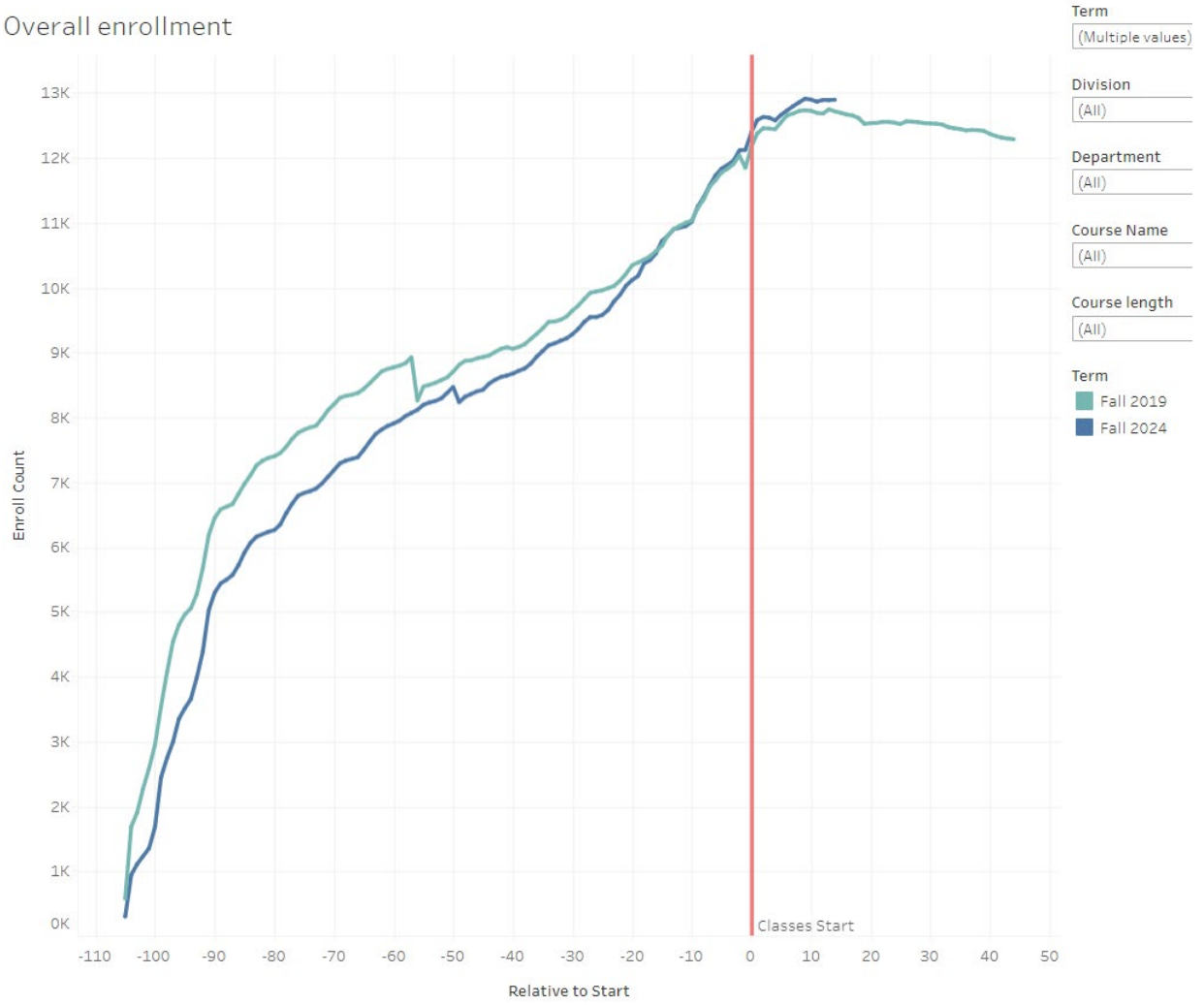


Point in Time Comparison and Course Success

Metric	Fall 2022	Fall 2023	Fall 2024	% change FA2024-FA2023
Enrollments	10,570	11,974	12,653	+5.6%
Headcount	5,337	6,159	6,552	+6%
Headcount (First-Time)	825	905	947	+4.6%
Headcount (Int'l)	69	80	109	+36%
Concurrent K-12 Student	498	549	639	+16%
Continuing Student	2,970	3,945	3,997	1%
Enrollments (Evening)	508	703	991	+41%

Enrollment Comparison: Fall 2019 (pre-pandemic) and Fall 2024

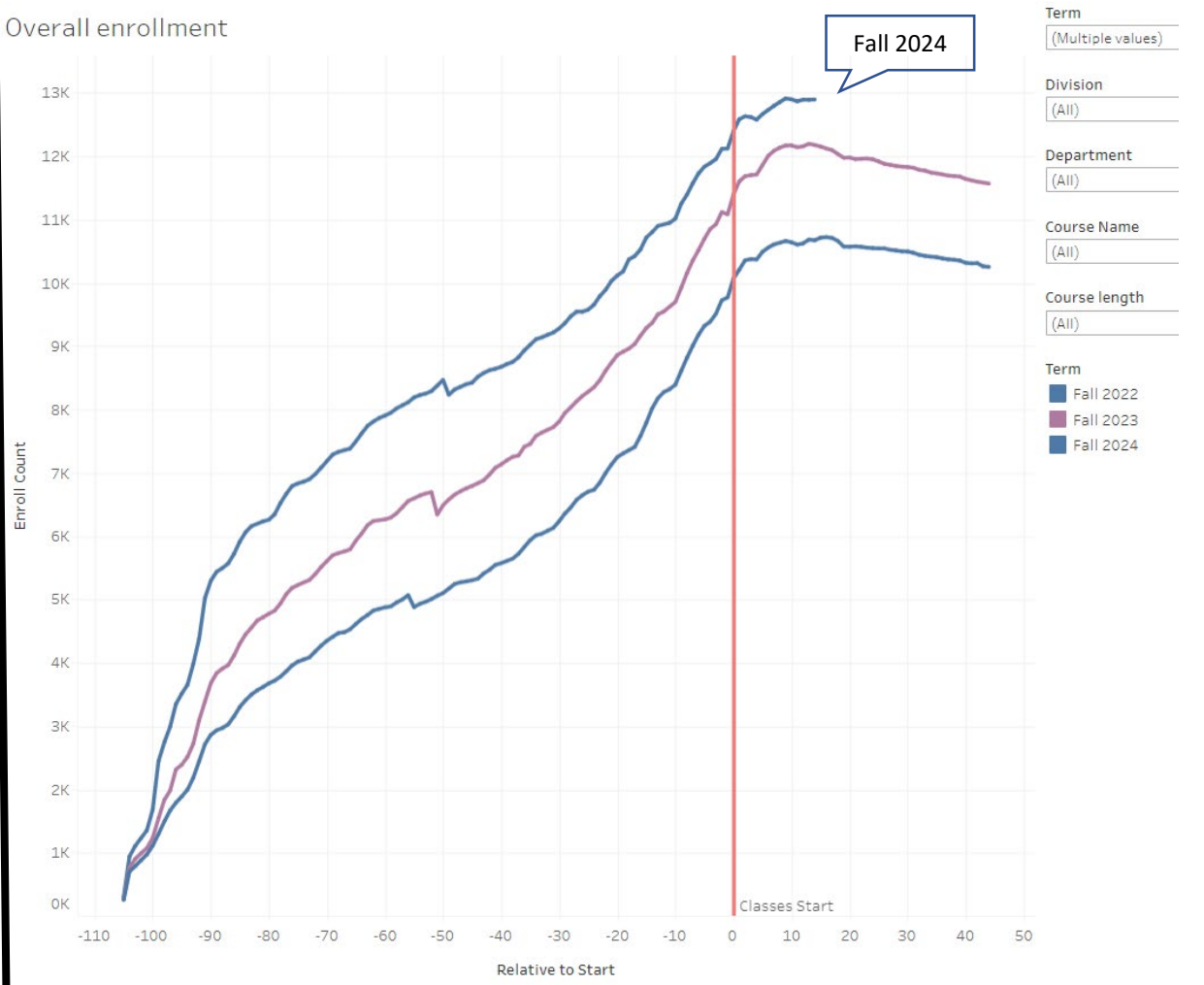
Overall enrollment



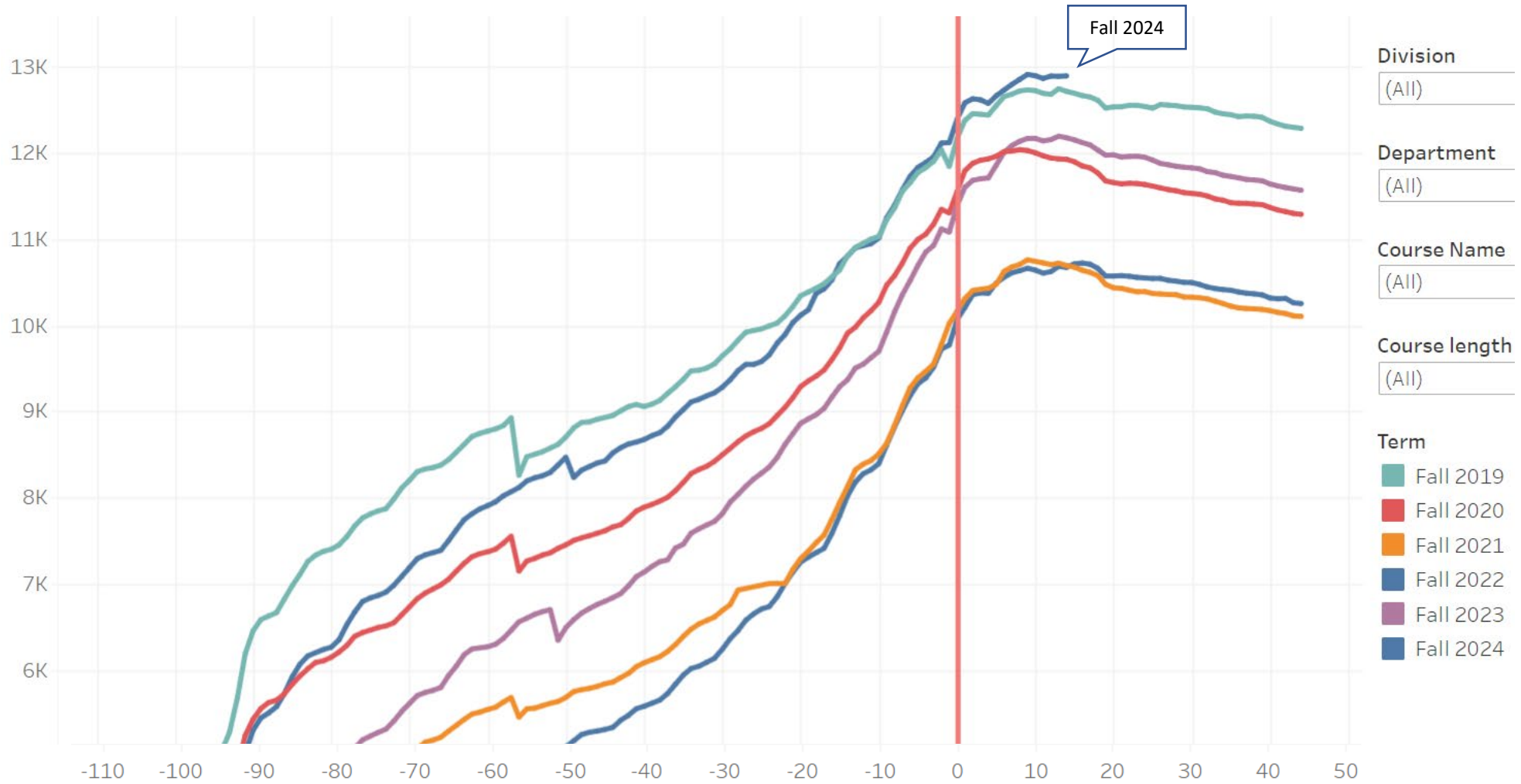
10/1/2024

Enrollment Comparison: Fall 2022, Fall 2023, & Fall 2024 (post-pandemic)

Overall enrollment

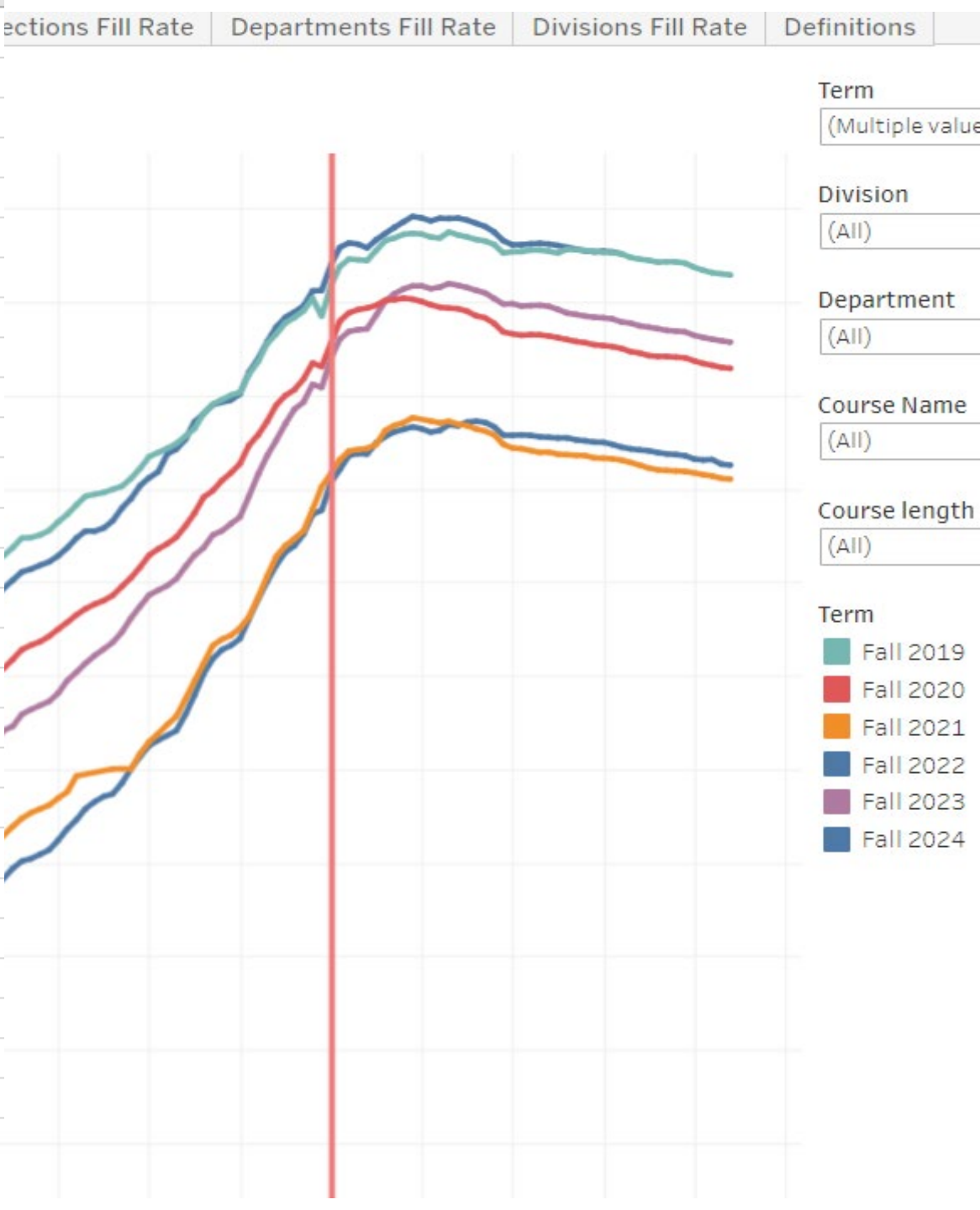


Six Semesters Enrollment Trend—Fall 2019 through Fall 2024



Fall 2024			
College			
20 days before (-20)	10115		78.4%
10 days before (-10)	11012		85.4%
School starts (1)	12390		96.1%
10 days after (10)	12897	507	3.9%
21 days after (Census)	12610	220	97.8%
<i>Using highest enrollment (10 days after school start) as the denominator.</i>			
Fall 2019			
College			
20 days before (-20)	10341		81%
10 days before (-10)	11030		87%
School starts (1)	12378		97.3%
10 days after (10)	12724	346	3%
21 days after (Census)	12536	158	98.5%
Fall 2016			
College			
20 days before (-20)	11912		84%
10 days before (-10)	12556		89%
School starts (0)	13396		94.6%
10 days after (10)	14155	759	5%
21 days after (Census)	14196	800	100.3%

1st Day of School: 75% Fill Rate
10th Day: 78% Fill Rate
Census Day: 76% Fill Rate
Census Load: 428



Term

Division

Department

Course Name

Course length

Term
 Fall 2019
 Fall 2020
 Fall 2021
 Fall 2022
 Fall 2023
 Fall 2024

Fall 2024			
HSS			
20 days before (-20)	3296		76%
10 days before (-10)	3716		86%
School starts (0)	4253		98%
10 days after (10)	4327	74	2%
21 days after (Census)	4256	3	98%
<i>1st Day of School: 78% Fill Rate</i>			
<i>10th Day: 80% Fill Rate</i>			
<i>Census Day: 79% Fill Rate</i>			
<i>Census Load: 393</i>			
BDW			
20 days before (-20)	2868		78%
10 days before (-10)	3040		83%
School starts (0)	3458		95%
10 days after (10)	3659	201	5%
21 days after (Census)	3561	103	97%
<i>1st Day of School: 74% Fill Rate</i>			
<i>10th Day: 77% Fill Rate</i>			
<i>Census Day: 75% Fill Rate</i>			
<i>Census Load: 395</i>			
S&T			
20 days before (-20)	2889		83%
10 days before (-10)	3085		89%
School starts (0)	3344		96%
10 days after (10)	3483	139	4%
21 days after (Census)	3379	35	97%
<i>1st Day of School: 85% Fill Rate</i>			
<i>10th Day: 87% Fill Rate</i>			
<i>Census Day: 84% Fill Rate</i>			
<i>Load: 495</i>			

KAD			
20 days before (-20)	854		76%
10 days before (-10)	955		85%
School starts (0)	1090		97%
10 days after (10)	1120	30	3%
21 days after (Census)	1091	1	97%
<i>1st Day of School: 64% Fill Rate</i>			
<i>10th Day: 66% Fill Rate</i>			
<i>Census Day: 64% Fill Rate.</i>			
<i>Load: 433</i>			
Counseing			
20 days before (-20)	163		83%
10 days before (-10)	154		79%
School starts (0)	175		89%
10 days after (10)	196	21	11%
21 days after (Census)	189	14	96%
<i>1st Day of School: 60% Fill Rate</i>			
<i>10th Day: 63% Fill Rate</i>			
<i>Census Day: 61% Fill Rate</i>			
<i>Load: 329</i>			

Questions and Thoughts