

FACT SHEET

2019-2020

Cañada College is committed to being a preeminent institution of learning, renowned for its quality of academic life, its diverse culture and practice of personal support and development, extraordinary student success, and its dynamic, innovative programs that prepare students for universities, the modern workplace, and the global community. Located in the heart of the Silicon Valley, Cañada College offers hundreds of day, evening, and weekend courses.

3 Academic Divisions

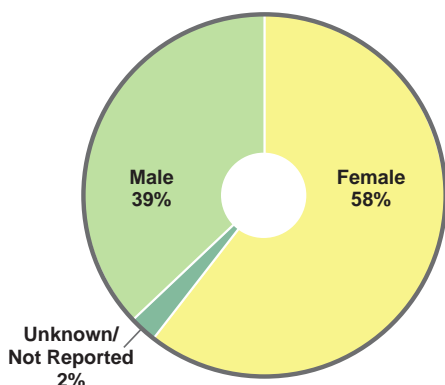
- Business, Design, & Workforce
- Humanities & Social Sciences
- Science & Technology

78 Degree Programs Offered

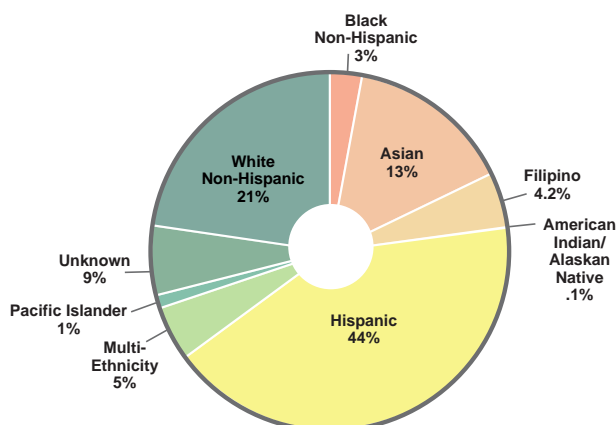
44 Certificate Programs Offered

FALL 2019 STUDENT PROFILE

GENDER

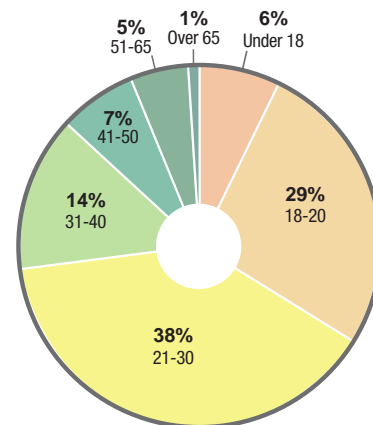


ETHNICITY



*Source: SMCCD Data Warehouse

AGE



FALL 2019 ENROLLMENT



6223 Students

834 First-time Students

319 International Students

103 Students Admitted into Middle College

341 Students with Disabilities

174 Veteran Students

50 Foster Youth Students

Full Time Students

35%

Part Time Students

65%

0% 25% 50% 75% 100%

Daytime Students

3,487

Evening Students

1,641

0 1,000 2,000 3,000 4,000 5,000

Online Students

2304

Face-to-Face Students

4440

Hybrid Students

828

0 1,000 2,000 3,000 4,000 5,000



OUR PROGRAMS AND TUITION AT A GLANCE


Top 5 Degrees in 2019

1. Psychology
2. Business Administration
3. Sociology
4. Interdisciplinary Studies with Emphasis in Social & Behavioral Sciences
5. Interdisciplinary Studies with Emphasis in Natural Science & Mathematics

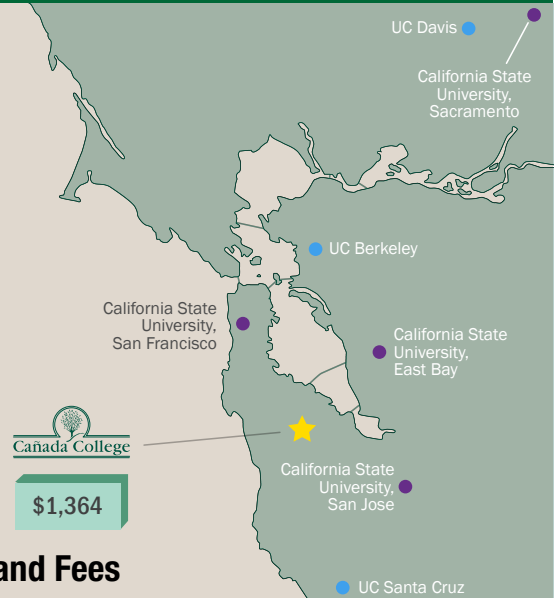

Top 5 Certificates in 2019

1. University Transfer: CSU GE
2. University Transfer: IGETC UC GE
3. Preparation for Academic Scholarship & Success (PASS)
4. Interior Design
5. Medical Administrative Assistant

U.C.



C.S.U.



Resident Tuition and Fees

2019 ACHIEVEMENTS



374 Degrees Awarded



105 Certificates Awarded



\$6.26 mil in Financial Aid Awarded



41 % of Students were Awarded Financial Aid



34% 3 Years Graduation Rate



43% 4 Years Graduation Rate

*All Graduation Rate Data from IPEDS




65.6%

of Students have Transfer Goals



↑ 50

Student Support Services and Clubs



15:1

Student to Faculty Ratio