



Reassigned Time

Reporting Showcase

This presentation will showcase the incredible work being done through reassigned time. We want to ensure we have a clear, supportive way to document and celebrate the outcomes of these projects.

Work Group:

Lisa Palmer, Paul Roscelli, Erik Gaspar, David Eck, and Chialin Hsieh

Present to IPC

3.7.2025

Purpose of Reassigned Time

Value

Colleagues value the work being done through reassigned time.

Documentation

There is a shared interest in documenting outcomes.

Celebration

Reassigned time creates things worth celebrating.




Options



1. Showcase

Faculty coordinator presents work at IPC, Flex, or other college events. Timing: September, October, and/or November.



2. Work Plan

Create a work plan checklist using the job description. Work with deans to update progress.



3. Process for Sharing Concerns

Create a process for submitting concerns about reassigned time work completion. Email an IPC co-chair, who forwards concerns to the administrator. Expect confirmation of forwarding.



4. Status Quo

No changes.



5. Reporting Page Suggestion

Create a reporting page for each reassigned time position showing faculty name and supervising dean.

CAN Fall 2024 and Spring 25 Reassigned Time (FTEF)

FTEF	Fall 2024	Spring 2025	Total	Expense	%
College/Department Position	8.68	8.68	17.36	\$1,056,356	54%
Academic Senate/AFT	2.74	2.27	5.01	\$304,859	16%
Grant-funded	5.70	4.10	9.77	\$594,505	30%
Total	17.12	15.02	32.14	\$1,955,719	100%

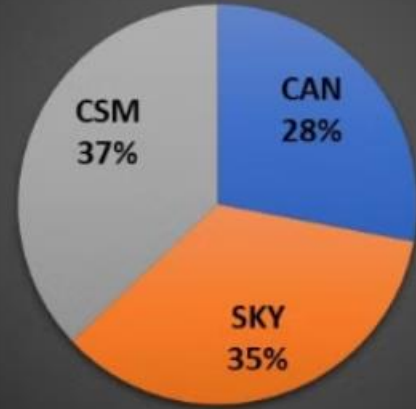
SKY Fall 2024 and Spring 25 Reassigned Time (FTEF) (Estimation Only)

FTEF	Fall 2024	Spring 2025	Total	Expense	%
College/Department Position	12.04	11.78	23.82	\$1,449,244	58%
Academic Senate/AFT	3.26	2.67	5.93	\$360,841	14%
Grant-funded	5.18	5.89	11.07	\$673,610	27%
Total	20.48	20.34	40.82	\$2,483,694	100%

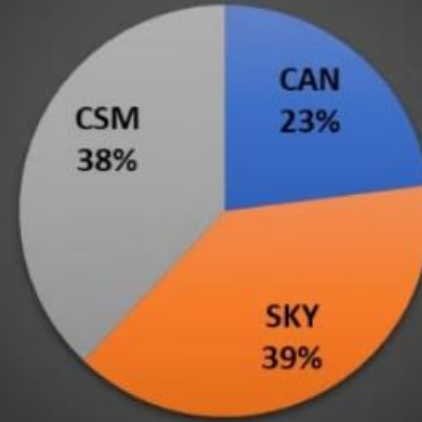
CSM Fall 2024 and Spring 25 Reassigned Time (FTEF) (Estimation Only)

FTEF	Fall 2024	Spring 2025	Total	Expense	%
College/Department Position	18.77	18.16	36.93	\$2,247,190	
Academic Senate/AFT	2.82	2.60	5.42	\$329,807	
Grant-funded	?	?	?	?	
Total	21.59	20.76	42.35	\$2,576,997	

Reassigned Time (FTEF)--
2024-2025



Enrollment--Spring 2025



	Reassigned Time (FTEF)		Reassigned Time (\$)		Enrollment - Spring 2025	
Overall	32	28%	\$1,955,719	28%	12,655	23%
SKY	41	36%	\$2,483,694	35%	21,544	39%
CSM	42	37%	\$2,576,997	37%	20,730	38%
Total	115	100%	\$7,016,410	100%	54,929	100%