


1 How to get started?

Go to smccd.academicworks.com/opportunities
or scan the QR code

Click the "Sign In" (On the top right side of the website)
Click on SMCCCD Sign in for Applicants button



2 Fill out scholarship profile information

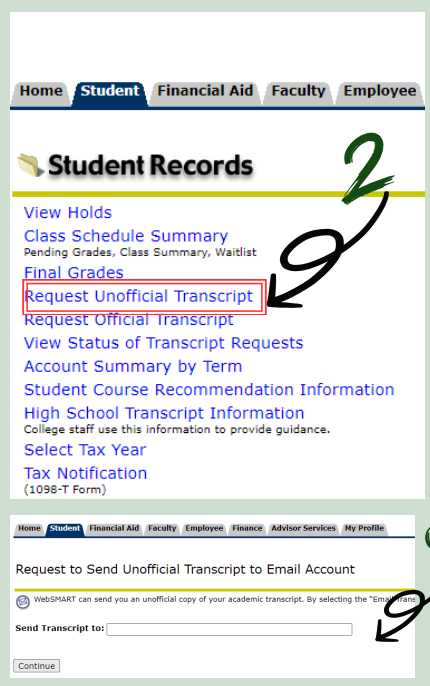
Complete your scholarship profile, select your major and career goals and other general information.

3 Provide personal statement

Answer the three personal statement questions on the back of this sheet.
Each question has a maximum capacity of 250 words.

4 Attach your unofficial transcript on your WebSMART account

Log in to your Websmart - OneLogin- Click on the Student Tab - Student Records



Enter your preferred email to receive your transcript.


Attach your unofficial transcript to your scholarship application for terms:

- Fall 2024
- Spring 2025 (once grades have posted)

We need Fall and Spring transcripts for processing.

5 Sign and submit your scholarship application

You are all done! Keep checking your student email for any updates regarding your scholarship application.

 **Submit your scholarship application by the deadline - March 3, 2025**

Personal Statement Questions

Question 1: Educational Goals

Please provide a thoughtful response on your educational and career goals.

Suggestions how to address this question: What is your educational Goal? Degree? Certificate? Vocational? Describe which degree you want to obtain, why? Do you desire to transfer? If so, where?

Question 2: Extra-curricular statement

Please respond thoughtfully on your involvement and impact of extracurricular activities.

Suggestions on how to address this question:

Do you have any extra-curricular? Activities? On campus? Off-Campus? Describe what is your participation in this activity.

Do not just list activities without including specific details.

Do you work on campus? Student Ambassador? Tutor? Bookstore?

If you are not able to participate in extracurricular activities, explain why? What would you like to be involved in the future?

Question 3: Additional Information

Please use this space to provide additional information about yourself that you have not provided in previous sections that you think the committee should be aware of when evaluating your application.

Suggestions on how to address this question: Why do you need a scholarship? How is this scholarship going to make a difference? Do you have any challenges or barriers you are currently facing? Will this scholarship help you purchase a computer, etc? How do you plan to use the scholarship funds?

Do not leave this question blank!



Learning Center Writing Support

If you need support from the Writing Center
Drop in hours below in Building 9, 2nd Floor:
Monday - Thursday: 10 a.m. - 7 p.m.
Friday: 10 a.m. - 2 p.m.



To make a Writing Center Appointment scan the QR or visit:
canadacollege.edu/learningcenter/writingcenter/tutoring.php