

# Cañada College

DRC  Disability Resource Center

*Alternate Media / Assistive Technology Tutorial Series*



## Kurzweil 3000

### Module I: The Basics

1. What is Kurzweil 3000?

2. Accessing Kurzweil 3000

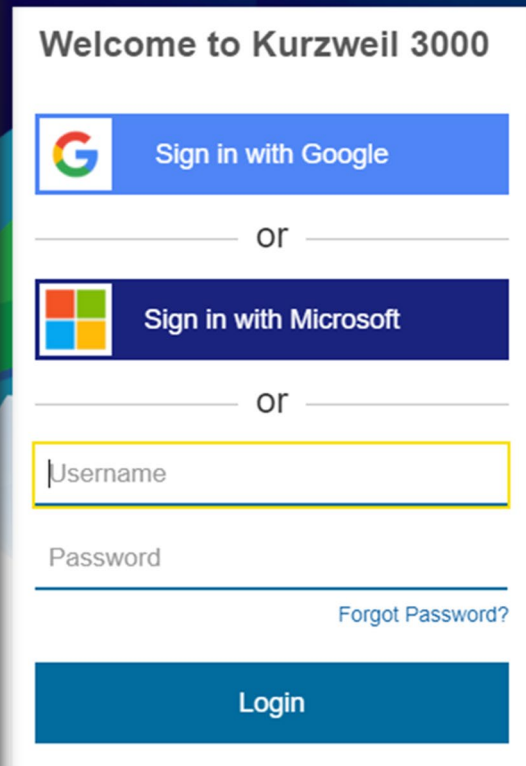
3. The Kurzweil Universal Library

# What is Kurzweil 3000?


- Kurzweil 3000 is a software program that uses text-to-speech technology to enhance the student reading experience
- Being able to read with more than one sense can help students with:
  - ✓ STAYING FOCUSED WHILE READING
  - ✓ READING COMPREHENSION
  - ✓ READING RETENTION




# Accessing Kurzweil 3000



>Welcome to Kurzweil 3000

 Sign in with Google

or

 Sign in with Microsoft

or

[Forgot Password?](#)

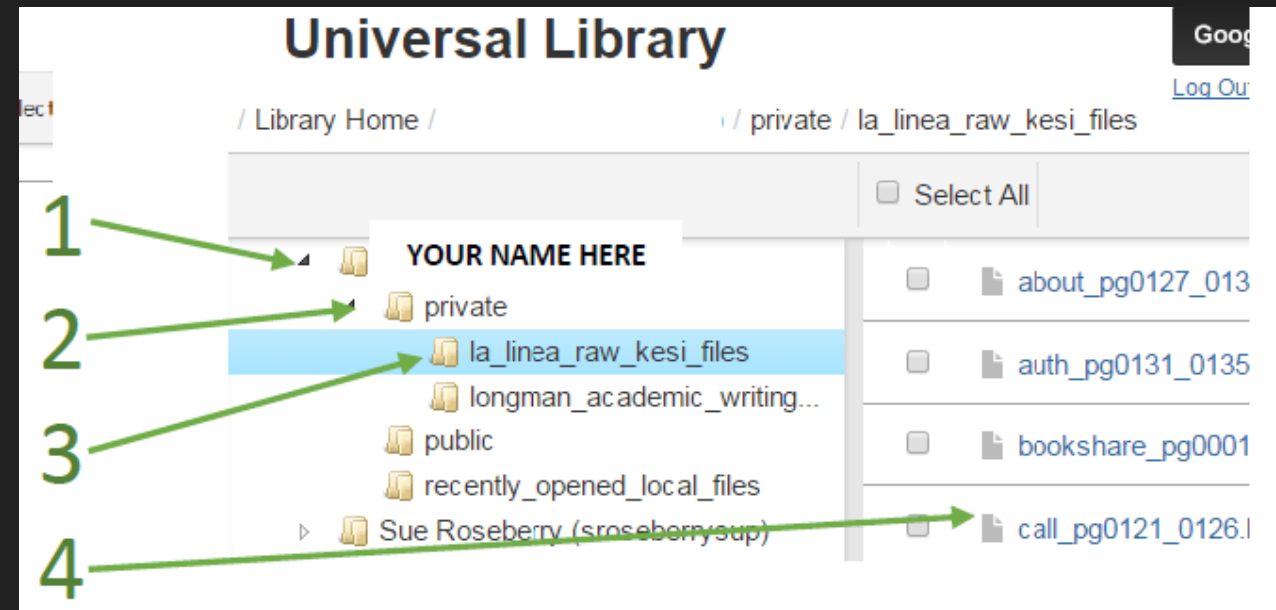
Login

- Kurzweil can be accessed from any smartphone, tablet, or computer with an internet connection, at [kurzweil3000.com](http://kurzweil3000.com)
- The DRC Alt-Media staff will create a username and password for approved Kurzweil users
- **Note!** Contact the DRC Alt-Media staff if you need assistance with logging in

# The Kurzweil Universal Library

- Logging into Kurzweil will direct you to the Universal Library – the document cloud where your textbooks will be uploaded
- Your uploaded books will be listed by title in your private folder
- Each book will be separated into 10 page files, and each file will be labeled by section and page range

1. Click on folder with **YOUR NAME**
2. Click on **PRIVATE** folder
3. Click on the **BOOK** you want to read
4. Click on the **SECTION** you want to read

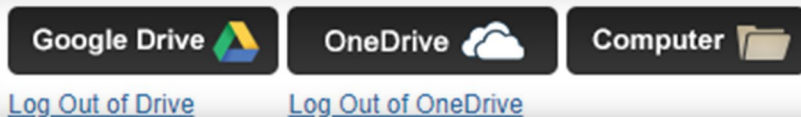


# Also in the Universal Library



○ Did you know that Kurzweil can read documents other than textbook files?

○ There are icons in the Universal Library that you can click on to easily open documents saved on:



- Google Drive
- Microsoft One Drive
- Your Computer

