DESIGN DOCUMENTS CANADA COLLEGE B1

April 23 2013 Recreation Center Analysis
August 25, 2016 DRAFT-SMCCD Kinesiology Program Confirmation and Concept Schedule Month 1
August 26, 2016 DRAFT-SMCCD Kinesiology Program Confirmation and Concept Schedule Month 1
October 6, 2016 CAN B1 Concept Design Package
October 27, 2016 CAN B1 Blach-Schematic Design Floor Plans
November 7, 2016 CAN B1 Kinesiology DRAFT PROGRAM PLANS
July 17, 2017 CAN B1 Design Development Floor Plans
February 20, 2019 DSA Approved Permit Floor Plans

Recreation Centers

		Court Sports						Fitness & Training								Recreation			Wellness and Nutrition						Lockers			Academic				Amenities				Back of house				
		Basketball court	Volleyball	Indoor soccer	Badminton	Racquetball	Squash court	Cardiovascular Machines	Weight Rooms- machines	Weight Rooms- free weights	Aerobic/Dance/Yoga rooms	Mat room	Suspended indoor track	Aquatic Center	Outdoor workout rooms	Rock Climbing	Table Tennis		Human Performance Lab	Wellness Center- integrate phys	Massage Therapy				Mens Lockers	Womens Lockers	Team Rooms	Classrooms- indoor	Classrooms- outdoor	Faculty offices	Athletic department offices	Welcome Center	Café	Lounge area	Kid Zone- Babysitting	Laundry	Janitorial	Electrical	Technology	Storage
Universities	University of Oregon	•	•			•	•	•	•	•	•	•	•	•		•			•						•	•		•					•					
	Clemson	•	•			•	•	•	•	•	•	•		•		•			•						•	•		•					•					
	Ohio State University	•	•			•	•	•	•	•	•	•	•	•		•			•	•	•				•	•		•		•	•	•	•	•					
	Cal Recreational Sports Facility	•	•		•	•	•	•	•	•	•	•		•											•	•		•										
	SF State Recreation	•	•					•	•	•		•		•											•	•													
	CSU Northridge	•	•	•	•	•		•	•	•	•	•	•	•		•			•						•	•				•		•		•					
	CSU East Bay	•	•	•	•			•	•	•	•	•	•						•	•	•				•	•						•							
Community Colleges	Everett CC Health and Fitness	•	•					•	•	•	•	•	•			•									•	•		•		•	•								
	Ohlone College							•	•	•	•	•								•								•		•									
	De Anza College							•	•	•		•		•											•	•													
	College of Marin	•	•					•	•	•		•		•	•										•	•		•	•										
	Chabot College							•	•	•	•	•													•	•													
	City College of San Francisco	•	•		•			•	•	•	•	•		•					•		•				•	•		•		•									
Private	Club Sport	•	•		•	•	•	•	•	•	•	•		•			.			•	•				•	•						•	•	•	•				
	Equinox	•	•		•	•	•	•	•	•	•	•		•			.			•	•				•	•						•	•	•	•				
	Decathlon Club	•			•		•	•	•	•	•	•		•						•	•				•	•						•	•	•	•				

PROGRAM CONFIRMATION + CONCEPT DESIGN PHASE

San Mateo Community College District - Canada College Kinesiology & Wellness Buil	WEEK #1							WEEK 2							WEEK 3							WEEK 4						
	M	T	W	T	F	S	S	M	T	W	T	F	S	S	M	T	W	T	F	S	S	M	T	W	T	F	S	S
Current Concept Review + Program Confirmation																												
BLACH/ELS Prep for meeting																												
SMCCD Identifies Key Stakeholders and Participants for Work Sessions																												
Presentation/Work Session Day #1																												
BLACH/ELS/SMCCD Post-Session meeting to determine next round of effort																												
BLACH/ELS Prepares Meeting Minutes and issues following day																												
Revised Concept Design #1/Adjacency Adjustments - Final Program																												
BLACH/ELS Prep for next meeting																												
ELS Revises Concept Design based upon results from Pres/Work Session #1																												
ELS Updates Program based upon results from Pres/Work Session #1																												
Presentation/Work Session Day #2																												
BLACH/ELS/SMCCD Post-Session meeting to determine next round of effort																												
BLACH/ELS Prepares Meeting Minutes and issues following day																												
Revised Concept Design #2/Feedback (If needed)																												
BLACH/ELS Prep for next meeting																												
ELS Revises Concept Design based upon results from Pres/Work Session #2																												
ELS Updates Program based upon results from Pres/Work Session #2																												
Presentation/Work Session Day #3 (If Needed)																												
BLACH/ELS/SMCCD Post-Session meeting to determine next round of effort																												
BLACH/ELS Prepares Meeting Minutes and issues following day																												
Final Concept Design																												
BLACH/ELS Prep for next meeting																												
ELS Revises Concept Design based upon results from Pres/Work Session #2 or #3																												
ELS Updates Program based upon results from Pres/Work Session #2 or #3																												
Presentation/Work Session Day #3 or #4																												
BLACH/ELS/SMCCD Post-Session meeting to determine next round of effort																												
BLACH/ELS Prepares Meeting Minutes and issues following day																												

FINAL CONCEPT DESIGN COMPLETE

PROGRAM CONFIRMATION + CONCEPT DESIGN PHASE

San Mateo Community College District - Canada College Kinesiology & Wellness Buil	WEEK #1							WEEK 2							WEEK 3							WEEK 4						
	M	T	W	T	F	S	S	M	T	W	T	F	S	S	M	T	W	T	F	S	S	M	T	W	T	F	S	S
Current Concept Review + Program Confirmation																												
BLACH/ELS Prep for meeting																												
SMCCD Identifies Key Stakeholders and Participants for Work Sessions																												
Presentation/Work Session Day #1																												
BLACH/ELS/SMCCD Post-Session meeting to determine next round of effort																												
BLACH/ELS Prepares Meeting Minutes and issues following day																												
Revised Concept Design #1/Adjacency Adjustments - Final Program																												
BLACH/ELS Prep for next meeting																												
ELS Revises Concept Design based upon results from Pres/Work Session #1																												
ELS Updates Program based upon results from Pres/Work Session #1																												
Presentation/Work Session Day #2																												
BLACH/ELS/SMCCD Post-Session meeting to determine next round of effort																												
BLACH/ELS Prepares Meeting Minutes and issues following day																												
Revised Concept Design #2/Feedback (If needed)																												
BLACH/ELS Prep for next meeting																												
ELS Revises Concept Design based upon results from Pres/Work Session #2																												
ELS Updates Program based upon results from Pres/Work Session #2																												
Presentation/Work Session Day #3 (If Needed)																												
BLACH/ELS/SMCCD Post-Session meeting to determine next round of effort																												
BLACH/ELS Prepares Meeting Minutes and issues following day																												
Final Concept Design																												
BLACH/ELS Prep for next meeting																												
ELS Revises Concept Design based upon results from Pres/Work Session #2 or #3																												
ELS Updates Program based upon results from Pres/Work Session #2 or #3																												
Presentation/Work Session Day #3 or #4																												
BLACH/ELS/SMCCD Post-Session meeting to determine next round of effort																												
BLACH/ELS Prepares Meeting Minutes and issues following day																												

FINAL CONCEPT DESIGN COMPLETE

SAN MATEO COUNTY COMMUNITY COLLEGE DISTRICT

CONCEPTUAL DESIGN PACKAGE

for Concept Design Phase through October 6, 2016

Cañada Building 1, New Kinesiology and Wellness Building and Aquatics Center Project
Cañada College, Redwood City

BLACH CONSTRUCTION | ELS ARCHITECTURE AND URBAN DESIGN
2244 BLACH PLACE, SUITE 100
SAN JOSE, CA 95131

BLACH CONSTRUCTION

E|L|S ARCHITECTURE AND URBAN DESIGN





TABLE OF CONTENTS

01. EXECUTIVE SUMMARY 3

02. PROGRAM REQUIREMENTS 5

03. CONCEPT DESIGN 11

04. APPENDIX 32

- **A.** MEETING MINUTES
- **B.** BCA PROGRAM & FLOOR PLANS
- **C.** SMCCCD REFERENCE MATERIAL

EXECUTIVE SUMMARY

01





01. EXECUTIVE SUMMARY


CAÑADA COLLEGE

CONCEPT DESIGN SUBMITTAL

Summary of Work

BLACH CONSTRUCTION | ELS ARCHITECTURE AND URBAN DESIGN

Blach + ELS team has made significant progress in the design and program validation phases of the project. As of the end of October, 2016, we have successfully completed the following milestones:

A. **Concept Design 100% Complete**: Concept Design was completed and approved by District leadership on October 6, 2016 and Schematic Design Initiated on the same date. Complete Concept Design documents follow in this document.

   Blach Construction's SMCCCD Kinesiology Wellness and Aquatic Center Conceptual Estimate is trending at 10% above the Direct Cost of Work budget of $47 million. Although our estimate exceeds the $47 million budget we have identified opportunities to reduce costs and are confident the Blach + ELS team will bring the project back within budget.

   In the spirit of integrated project delivery we will be presenting a Value Innovation Log (VIL) as we work with SMCCCD to establish the Target Value Estimate.

B. **Programming Validation 95% Complete**: In cooperation and at the request of District leadership, Blach + ELS has participated in two session with Cañada College stakeholders, who include representatives from Kinesiology, Dance and Athletics. The initial meeting, which was held on October 12, 2016, included an overall presentation of the "process" for CAN B1N, including a recap of an 18-month timeline preceded our team's selection in early August. Following the recap, ELS then presented the approved concept design and the interior program (which was established 18 months prior).

   The stakeholders have met since with District leadership on a range of programming issues and Blach + ELS recently met with the stakeholders

for a second time to fine-tune CAN B1N programming. Following this most recent meeting on November 14, approximately 95% of the programming validation is complete. Blach + ELS anticipates completing this effort by the end of November/early December – competed before the 50% SD milestone.

C. **Sustainable Strategies Approach**: Blach + ELS has had initial strategy sessions with Joe Fullerton, and our team's sustainability consultant, the Integral Group. Basic strategies, through collaboration, are and will continue to be integrated with the building design, as we head toward a LEED Gold certified project.

This Concept Design Submittal is organized into the following four sections:

1. Executive Summary
2. Program Requirements
3. Concept Design
4. Appendix
   A. Meeting Minutes
   B. BCA Program and Floor Plans
   C. SMCCD Reference Material for Concept Design and Programming

The Blach + ELS looks forward to our ongoing collaboration with our partners, the leadership of the San Mateo Community College District and Cañada College, as we move forward through Schematic Design.



PROGRAM REQUIREMENTS

02





02. PROGRAM REQUIREMENTS

CAÑADA PROGRAM AREAS

Compared to BCA Plans Dated June 30, 2015

ENTERPRISE PROGRAM AREAS

	BCA PROPOSED 06/30/2015		ELS PROPOSED 10/18/2016	
	LVL	SF	LVL	SF
ACCOUNTING/ADMIN BULLPEN	1	236	1	248
ADA/FAMILY/GENDER NEUTRAL CHANGING & SHOWER ROOMS	1	420	1	387
CHILDCARE/NURSERY/"KID'S GYM"	1	802	1	752
FUTURE STAFF/COACH'S OFFICE #1	1	110	1	114
FUTURE STAFF/COACH'S OFFICE #2	1	110	1	115
KID'S GYM BATHROOM	1	60	1	55
MEMBERSHIP OFFICE	1	141	1	146
MEN'S ENTERPRISE LOCKER ROOM	1	202	1	2,211
OFFICE #1	1	130	1	115
OFFICE #2	1	113	1	116
RECEPTION DESK	1	200	1	143
WOMEN'S ENTERPRISE LOCKER ROOM	1	217	1	2,243
TOTAL ENTERPRISE PROGRAM AREA		2,741		6,645
TOTAL ENTERPRISE AREA ON LEVEL	1	2,741	1	6,645
TOTAL ENTERPRISE AREA ON LEVEL	2	-	2	-
TOTAL ENTERPRISE AREA ON LEVEL	3	-	3	-

ACADEMIC PROGRAM AREAS

	BCA PROPOSED 06/30/2015		ELS PROPOSED 10/18/2016	
	LVL	SF	LVL	SF
ADJUNCT OFFICES	1	111	1	141
ATHLETIC DIRECTOR'S OFFICE	-	-	1	196
COACH'S OFFICE #1	1	99	1	100
COACH'S OFFICE #2	1	99	1	101
COACH'S OFFICE #3	1	99	1	102
COACH'S OFFICE #4	1	99	1	102
COACH'S OFFICE #5	1	95	1	102
COACH'S OFFICE #6	1	99	1	102
COACH'S OFFICE #7	1	99	-	-
DANCE OFFICE #1	1	103	1	104
DANCE OFFICE #2	1	99	1	105
DANCE STUDIO #1	1	2,419	1	2,238
DANCE STUDIO #2	1	1,863	1	2,217
DIVISION ASSISTANT	1	75	1	93
MEN'S LOCKER ROOM	1	1,272	1	1,044
MEN'S TEAM ROOM (L)	1	390	1	335
MEN'S TEAM ROOM (S)	1	175	1	178
VISITOR'S TEAM ROOM	1	217	1	331
WOMEN'S LOCKER ROOM	1	1,357	1	998
WOMEN'S TEAM ROOM (L)	1	378	1	333
WOMEN'S TEAM ROOM (S)	1	170	1	177
GENERAL STORAGE				
DANCE STORAGE	1	165	1	205
VARSITY STORAGE	1	250	1	269
TOTAL ACADEMIC PROGRAM AREA		9,733		9,573
TOTAL ACADEMIC AREA ON LEVEL	1	9,733	1	9,573
TOTAL ACADEMIC AREA ON LEVEL	2	-	2	-
TOTAL ACADEMIC AREA ON LEVEL	3	-	3	-

SHARED PROGRAM AREAS

	06/30/2015		10/18/2016	
	LVL	SF	LVL	SF
ADMIN STORAGE	1	138	1	183
ATHLETIC TRAINER	1	479	1	248
ATHLETIC TRAINER STORAGE	1	71	1	21
BREAKROOM	1	223	1	226
COMPETITION GYM (BASKETBALL COURTS)	1	12,953	1	14,235
GYM STORAGE #1	1	161	1	205
GYM STORAGE #2	1	154	1	205
LAUNDRY ROOM	1	547	1	504
LESSON WINDOW	1	-	-	-
MEETING ROOM	1	566	1	645
UNISEX TOILETS	1	-	1	109
WATER FOUNTAINS	1	12	-	7
WATER FOUNTAINS	1	8	-	7
WEIGHT ROOM	1	1,043	1	973
WORKROOM	1	149	1	133
GENERAL STORAGE				
STORAGE (MEN'S LOCKER ROOM)	1	75	1	-
STORAGE (GYM SOUTH CORNER)	1	154	1	224
STORAGE	2	143	2	62
STORAGE	2	287	-	-
MEN'S RESTROOM	2	162	2	163
WOMEN'S RESTROOM	2	167	2	200
CONCESSION STORAGE	-	-	2	67
CONCESSIONS	-	-	2	85
EXERCISE SPACE	2		2	
CARDIOVASCULAR EQUIPMENT	2		2	
FREE WEIGHTS	2		2	
PILOT/DEMO/INNOVATION SPACE	2		2	
SELECTORIZED WEIGHT TRAINING	2		2	
STRETCHING/RELAXATION	2		2	
SYNERGY/FUNCTIONAL TRAINING	2	20,489	2	20,773
FITNESS MANAGER	2	130	2	117
GENERAL CLASSROOM #1	2	911	2	968
CLASSROOM STORAGE	2	42	2	15
GENERAL CLASSROOM #2	-	-	-	-
GEX CLASSROOM #1 - STORAGE	2	202	2	158
GEX CLASSROOM #1 PRIMARY	2	2,630	2	2,124
GEX CLASSROOM #2 - STORAGE	2	204	2	158
GEX CLASSROOM #2 MIND/BODY	2	3,548	2	2,865
GROUP CYCLING	2	1,080	2	1,068
NUTRITIONAL CONSULTATION ROOM	2	123	2	121
OFFICE #3	2	104	2	118
ONE V ONE PROGRAMMING ROOM	2	118	2	122
PILATES APPARATUS STUDIO	2	1,016	2	1,067
TOUCHDOWN ROOM #1	2	92	2	121
TOUCHDOWN ROOM #2	2	96	2	121
TRAINER'S DESK	2	420	-	-
WATER FOUNTAINS	2	8	-	-
WELLNESS CONSULTATION ROOM	2	118	2	121
TOTAL SHARED PROGRAM AREA		**48,823**		**48,539**
TOTAL SHARED AREA ON LEVEL	1	16,733	1	17,911
TOTAL SHARED AREA ON LEVEL	2	32,090	2	30,614
TOTAL SHARED AREA ON LEVEL	3	-	3	-

B.O.H.

	BCA PROPOSED 06/30/2015		ELS PROPOSED 10/18/2016	
	LVL	SF	LVL	SF
ATTIC STOCK	1	202	1	288
ELECTRICAL L1	1	120	1	110
ELECTRICAL L1	-	-	1	124
ELECTRICAL L2	2	132	2	130
ELEVATOR EQUIPMENT/MECHANICAL	1	61	-	-
FIRE RISER L1	1	55	-	-
FIRE RISER L2	2	82	-	-
IT/AV				
MDF	1	140	1	146
IDF	2	83	2	83
JANITORS' CLOSET W/ SLOP SINK	1	195	1	97
JANITORS' CLOSET W/ SLOP SINK			1	23
JANITORS' CLOSET W/ SLOP SINK	1	142	1	23
JANITORS' CLOSET W/ SLOP SINK	2	101	2	34
MECHANICAL	1	530	1	529
TRASH/RECYCLING	-	-	-	-
TRASH/RECYCLING	-	-	-	-
TOTAL BACK OF HOUSE AREA		**1,843**		**1,587**
TOTAL SHARED B.O.H. ON LEVEL	1	1,445	1	1,340
TOTAL SHARED B.O.H. ON LEVEL	2	398	2	247
TOTAL SHARED B.O.H. ON LEVEL	3	-	3	-

CIRCULATION

	BCA PROPOSED 06/30/2015		ELS PROPOSED 10/18/2016	
BCA	LVL	SF	LVL	SF
CORRIDORS				
ENTRY LOBBY	1	1,107		
ENTERPRISE CORRIDOR	1	2,345		
ACADEMIC CORRIDOR	1	1,546		
ACADEMIC VESTIBULES	1	312		
DANCE CORRIDOR	1	1,305		
ADMINISTRATION CORRIDOR	1	275		
CORRIDOR	2	2,725		
VESTIBULES	2	264		
STAIRS				
STAIR 1	S	698		
STAIR 2	S	495		
STAIR 3	S	211		
ELS			LVL	SF
CORRIDORS				
ENTRY LOBBY			0	1,554
ENTERPRISE CORRIDOR			1	2,859
ACADEMIC CORRIDOR			1	2,690
ENTRY CORRIDOR			1	1,241
ADMINISTRATION CORRIDOR			1	500
ENTERPRISE LOCKER WET CORRIDOR			1	558
STUDENT LOCKER WET CORRIDOR			1	371
CIRCULATION CORRIDOR			2	3,711
STAIRS				
STAIR 1 (ENTRY LOBBY)			S	135
STAIR 2 (CORE)			S	242
STAIR 3 (ENTERPRISE)			S	195
STAIR 4 (EXTERIOR)			S	299
TOTAL CIRCULATION AREA		**11,283**		**14,355**
TOTAL CIRCULATION AREA ON LEVEL	0	-	0	1,554
TOTAL CIRCULATION AREA ON LEVEL	1	6,890	1	8,219
TOTAL CIRCULATION AREA ON LEVEL	2	2,989	2	3,711
TOTAL CIRCULATION AREA ON LEVEL	3	-	3	-
TOTAL STAIR AREA	S	1,404	S	871

GROSS BUILDING AREA	BCA PROPOSED 06/30/2015		ELS PROPOSED 10/18/2016	
	LVL	SF	LVL	SF
	0	-	0	1,813
	1	46,471	1	46,152
	2	38,446	2	34,953
TOTAL GROSS BUILDING AREA		84,917		82,918

NET BUILDING AREA	BCA PROPOSED 06/30/2015		ELS PROPOSED 10/18/2016	
	LVL	SF	LVL	SF
	0	-	0	1,554
	1	37,542	1	43,688
	2	35,477	2	34,572
	3	-	3	-
TOTAL NET BUILDING AREA		74,423		79,814
TOTAL PROGRAMMABLE AREA		**63,140**		**66,344**
TOTAL CIRCULATION AREA		**11,283**		**14,355**
PERCENTAGE OF NET AS PROGRAMMABLE AREA		85%		83%
ENTERPRISE	**E**	4%	**E**	10%
ACADEMIC	**A**	15%	**A**	14%
SHARED	**SH**	77%	**SH**	73%
BACK OF HOUSE	BOH	3%	BOH	2%
PERCENTAGE OF NET AS CIRCULATION AREA		15%		18%

POOL DECK AREAS (EXTERIOR GBA)	BCA PROPOSED 06/30/2015		ELS PROPOSED 10/18/2016	
	LVL	SF	LVL	SF
COMPETITION POOL - 25 YARD (85'x75')	EXT	5,650	EXT	6,150
WARM-UP POOL - 25 YARD (75'x60')	EXT	4,450	EXT	4,650
POOL DECK	EXT	17,680	EXT	30,973
TOTAL EXTERIOR POOL AREA		27,780		41,773

POOL MECHANICAL (EXTERIOR GBA)	BCA PROPOSED 06/30/2015		ELS PROPOSED 10/18/2016	
	LVL	SF	LVL	SF
PUMPS & FILTERS	EXT		EXT	1,833
ACID	EXT		EXT	142
CHLORINE	EXT	1,560	EXT	117
TOTAL EXTERIOR POOL MECHANICAL AREA		1,560		2,092

POOL SUPPORT (EXTERIOR GBA)	BCA PROPOSED 06/30/2015		ELS PROPOSED 10/18/2016	
	LVL	SF	LVL	SF
BATHROOM/CHANGING ROOMS	EXT	529	EXT	
SHOWERS	EXT	167	EXT	738
LESSONS DIRECTOR	EXT	166	EXT	109
LIFEGUARD OFFICE	EXT	120	EXT	138
JANITOR / STORAGE			EXT	135
STORAGE	EXT	277	EXT	837
TOTAL EXTERIOR POOL SUPPORT AREA		1,259		1,957

ROOF PROGRAM (EXPANDED SCOPE)	BCA PROPOSED 06/30/2015		ELS PROPOSED 10/18/2016	
	LVL	SF	LVL	SF
VOLLEYBALL COURT			3	6,329
RUNNING TRACK			3	6,450
QUEENAX ACTIVITY SPACE			3	5,388
YOGA			3	2,800
CIRCULATION			3	12,473
TOTAL EXTERIOR POOL AREA		-		33,440



CONCEPT DESIGN

03





03. CONCEPT DESIGN

OVERALL SITE AND BUILDING CONCEPTS

OVERALL SITE IMPROVEMENTS, BASELINE SCOPE 12

OVERALL SITE IMPROVEMENTS, EXPANDED SCOPE 13

ENTRY LEVEL & LEVEL 1 FLOOR PLAN 14

LEVEL 2 FLOOR PLAN 15

ROOF LEVEL, BASELINE SCOPE 16

ROOF LEVEL, EXPANDED SCOPE 17

NORTH EXTERIOR BUILDING ELEVATION ... 18

EAST EXTERIOR BUILDING ELEVATION 18

SOUTH EXTERIOR BUILDING ELEVATION 19

WEST EXTERIOR BUILDING ELEVATION 19

NORTH SPINE BUILDING SECTION 20

EAST GYMNASIUM BUILDING SECTION 20

EAST AERIAL VIEW 21

SUN HAT FORM INSPIRATION 22

SECTION PERSPECTIVE 22

WEST CORNER & ENTRY VIEW 23

SOUTH CORNER VIEW 24

POOL DECK FAÇADE 25

INDOOR TRACK, EXPANDED SCOPE 26

ROOF TRACK, EXPANDED SCOPE 27

SUNRISE YOGA TERRACE, EXPANDED SCOPE 28

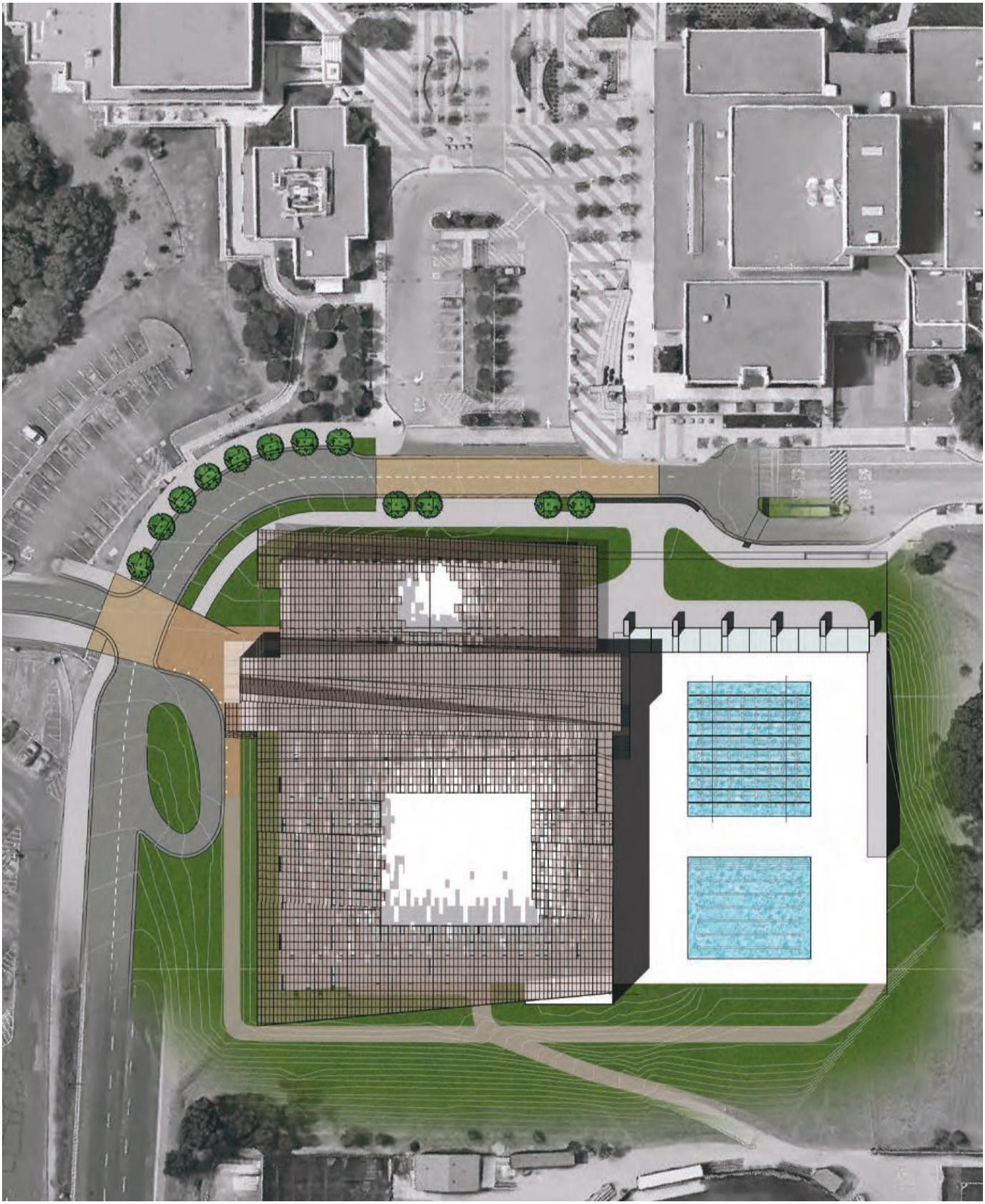

OVERALL SITE IMPROVEMENTS, BASELINE SCOPE

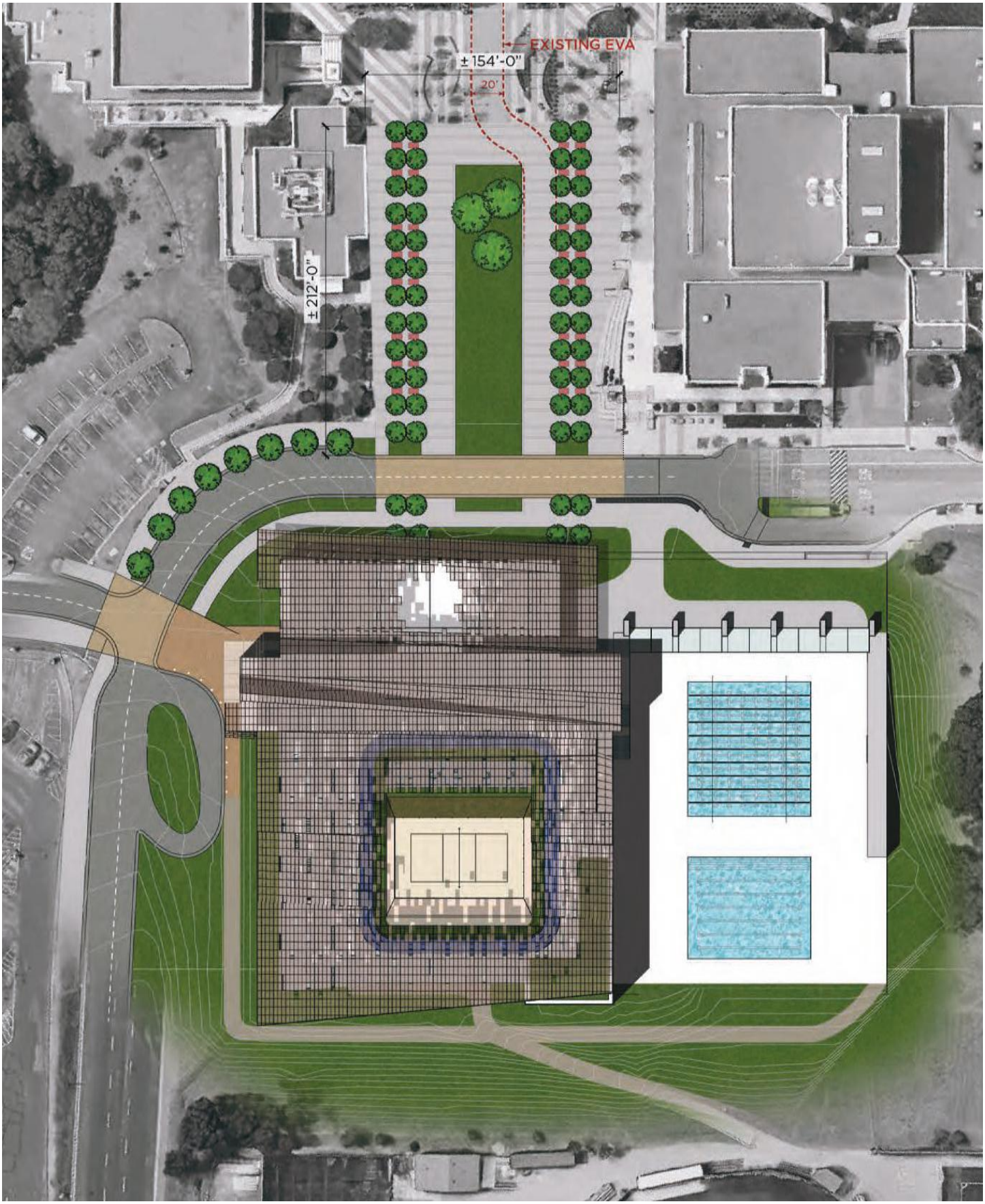

OVERALL SITE IMPROVEMENTS, EXPANDED SCOPE

L1 47,950 SF
GROSS BUILDING AREA

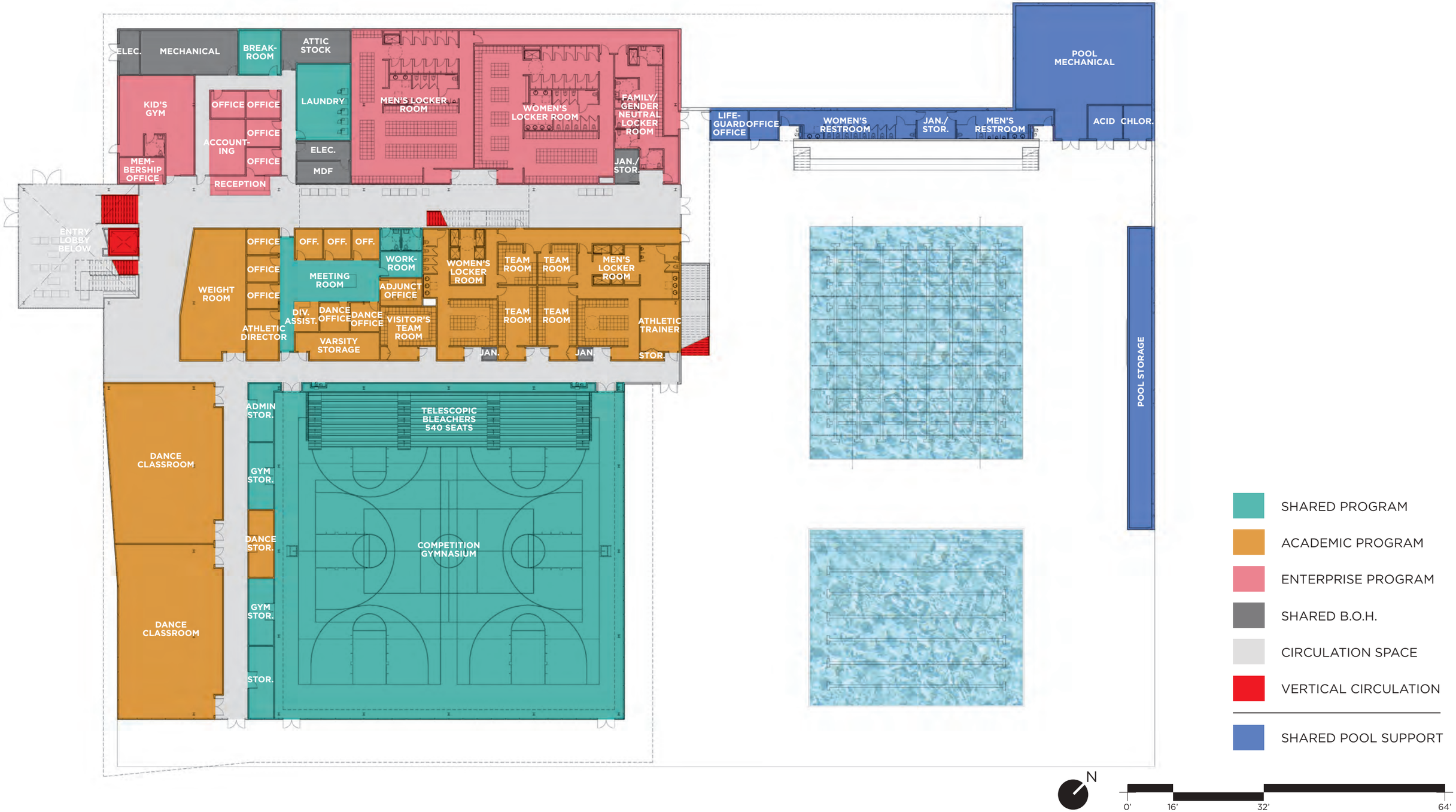

ENTRY LEVEL & LEVEL 1 FLOOR PLAN

L2 34,950 SF
GROSS BUILDING AREA



LEVEL 2 FLOOR PLAN

SHARED PROGRAM

SHARED B.O.H.

CIRCULATION SPACE

VERTICAL CIRCULATION

N

0' 16' 32' 64'

R MECHANICAL ROOF SPACE

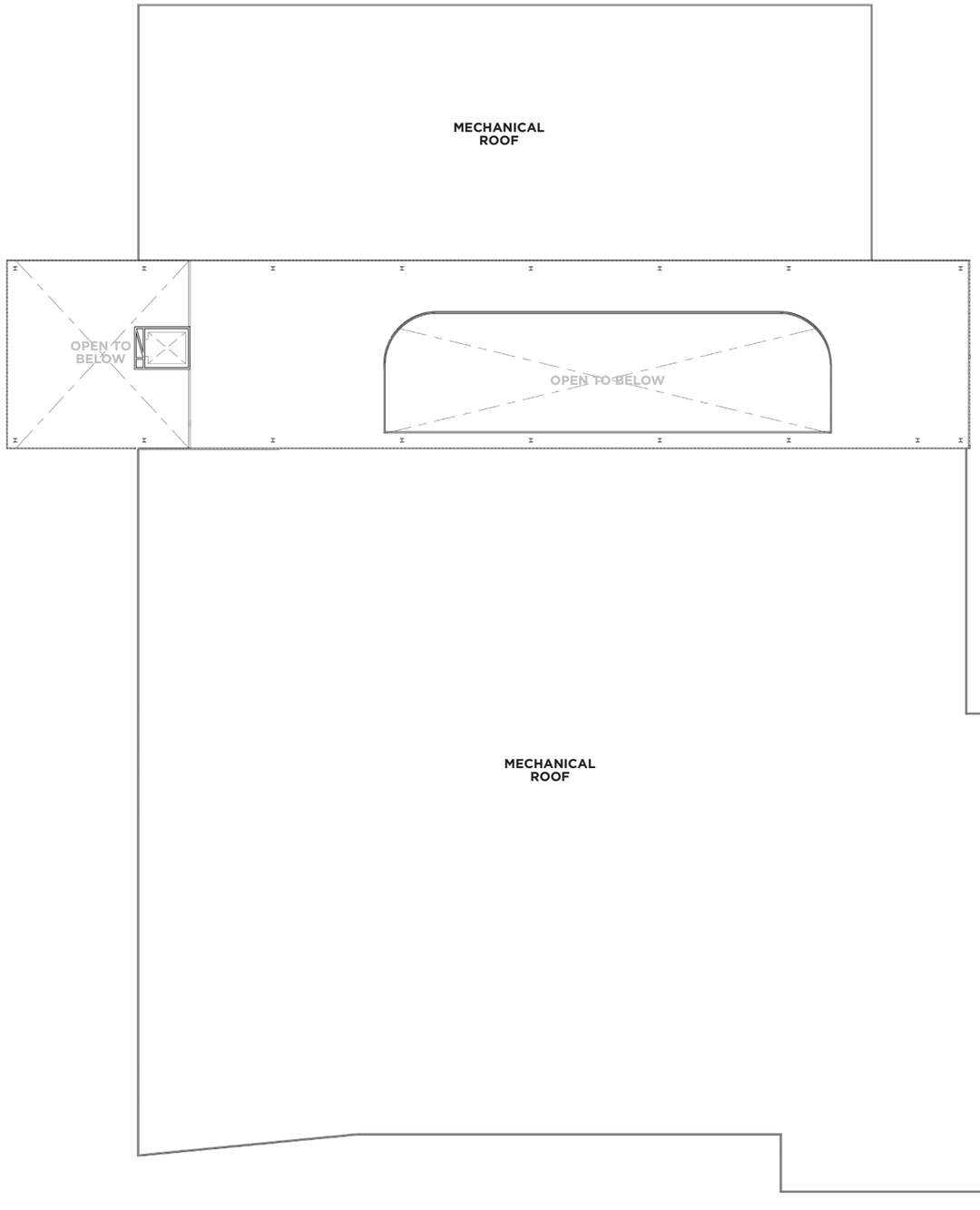

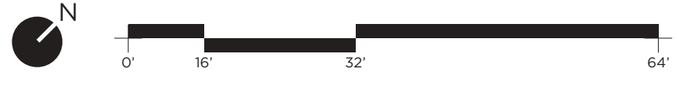

ROOF LEVEL, BASELINE SCOPE

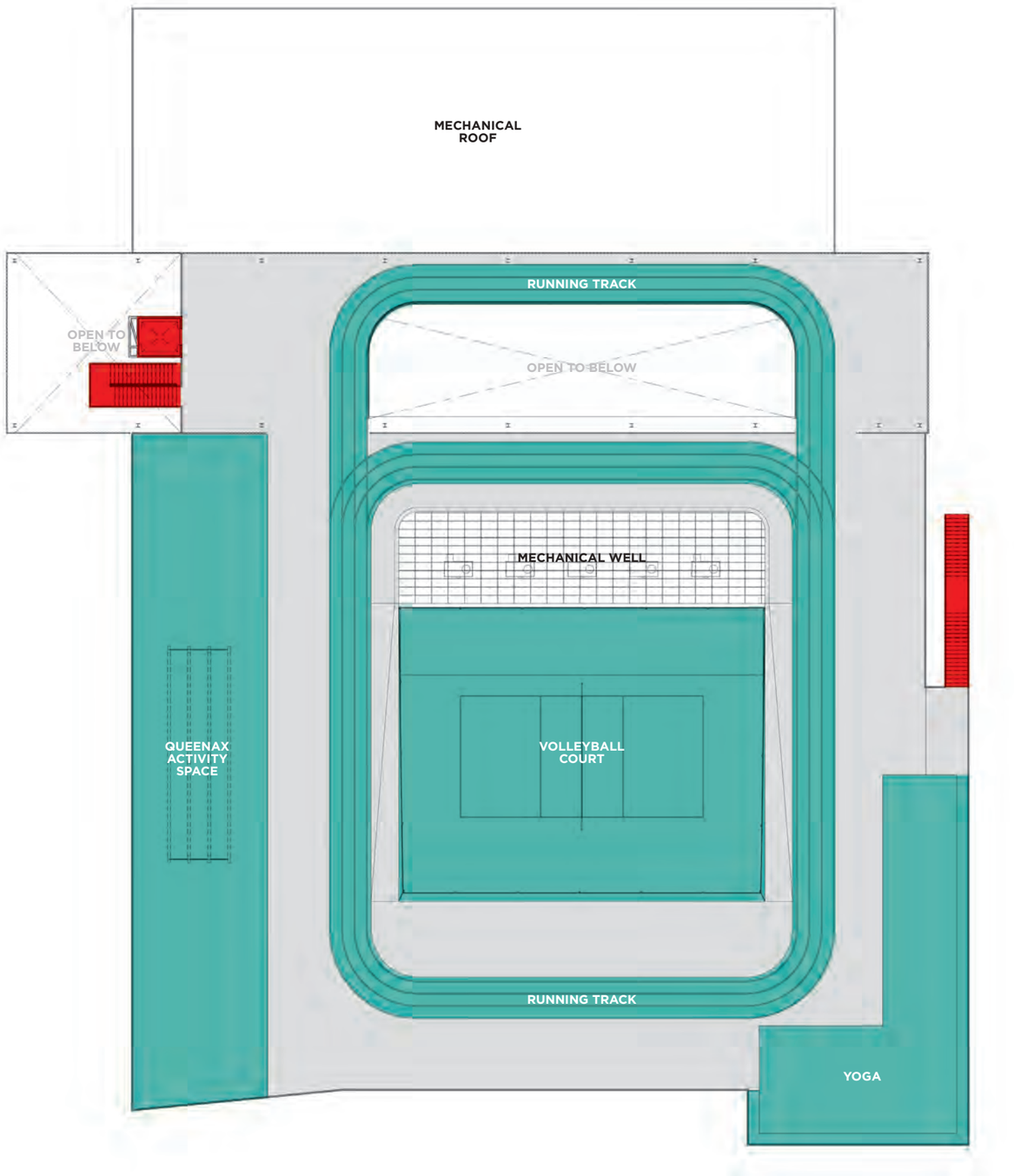

ROOF LEVEL, EXPANDED SCOPE

SHARED PROGRAM

SHARED B.O.H.

CIRCULATION SPACE

VERTICAL CIRCULATION

N

0' 16' 32' 64'

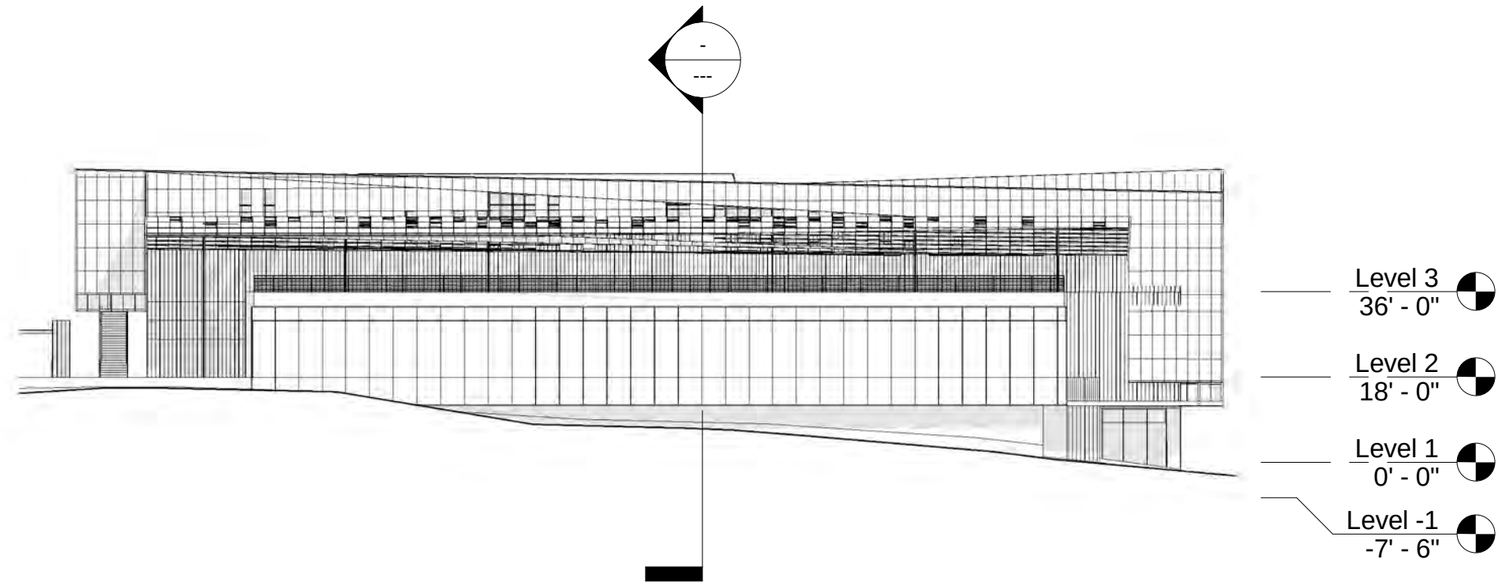

NORTH EXTERIOR BUILDING ELEVATION

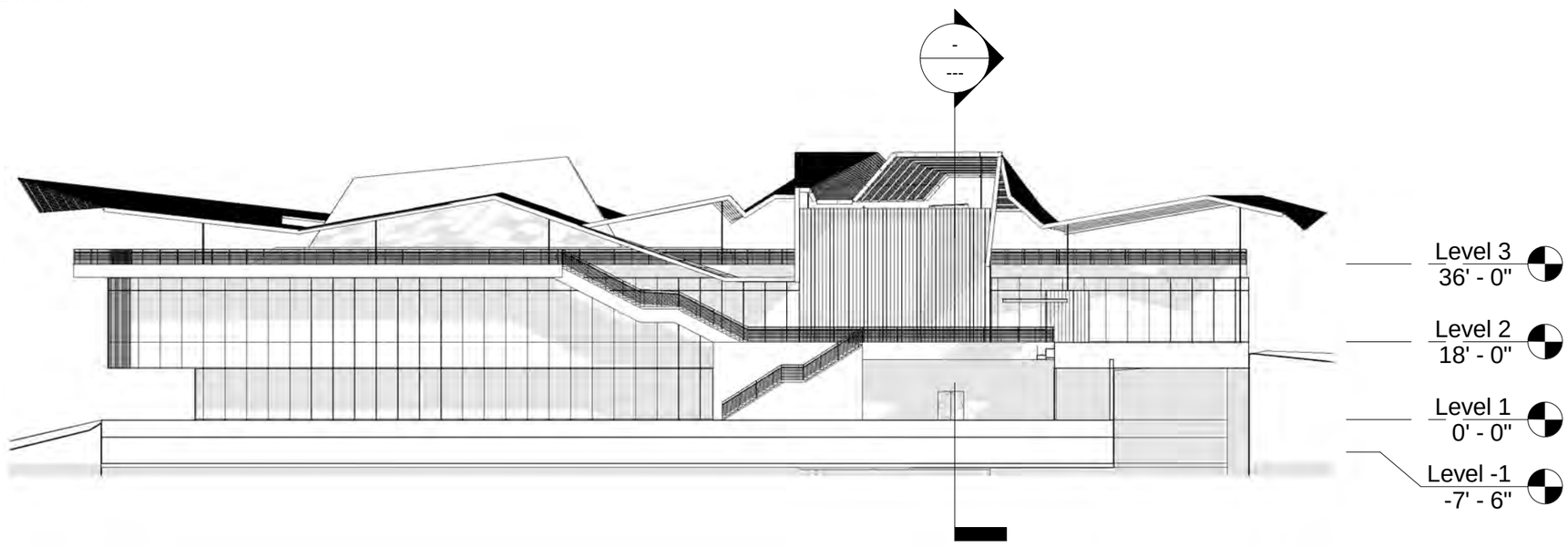



EAST EXTERIOR BUILDING ELEVATION

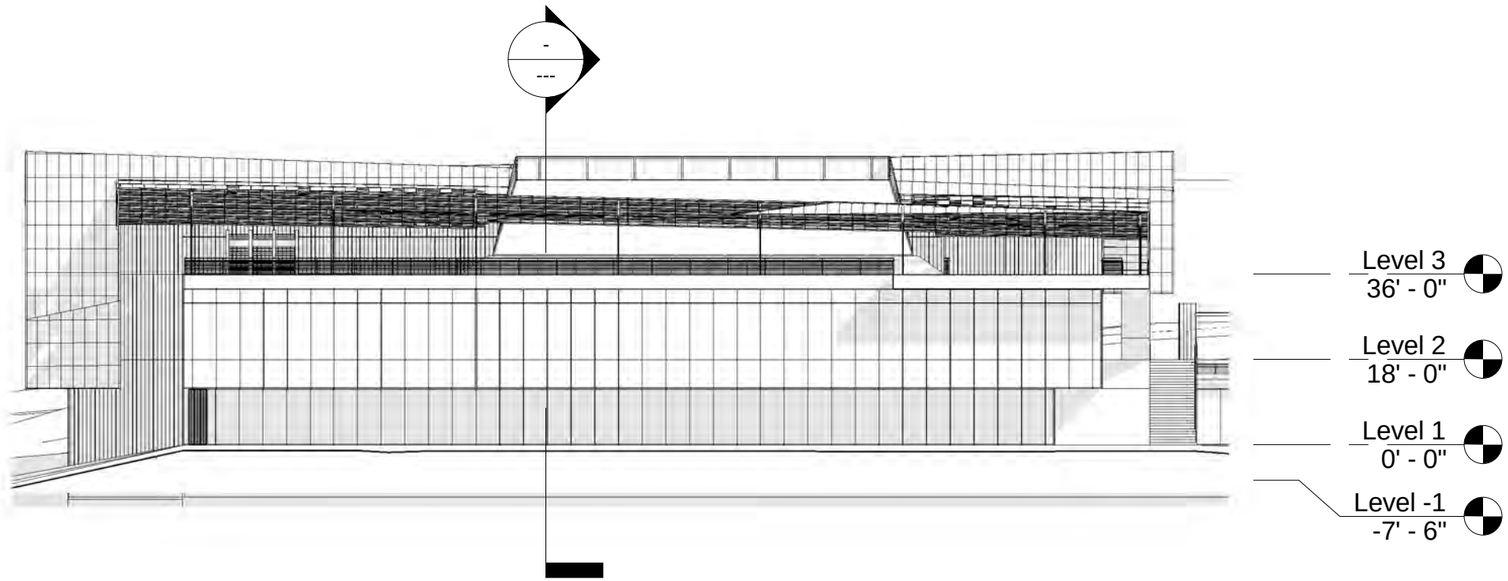

SOUTH EXTERIOR BUILDING ELEVATION

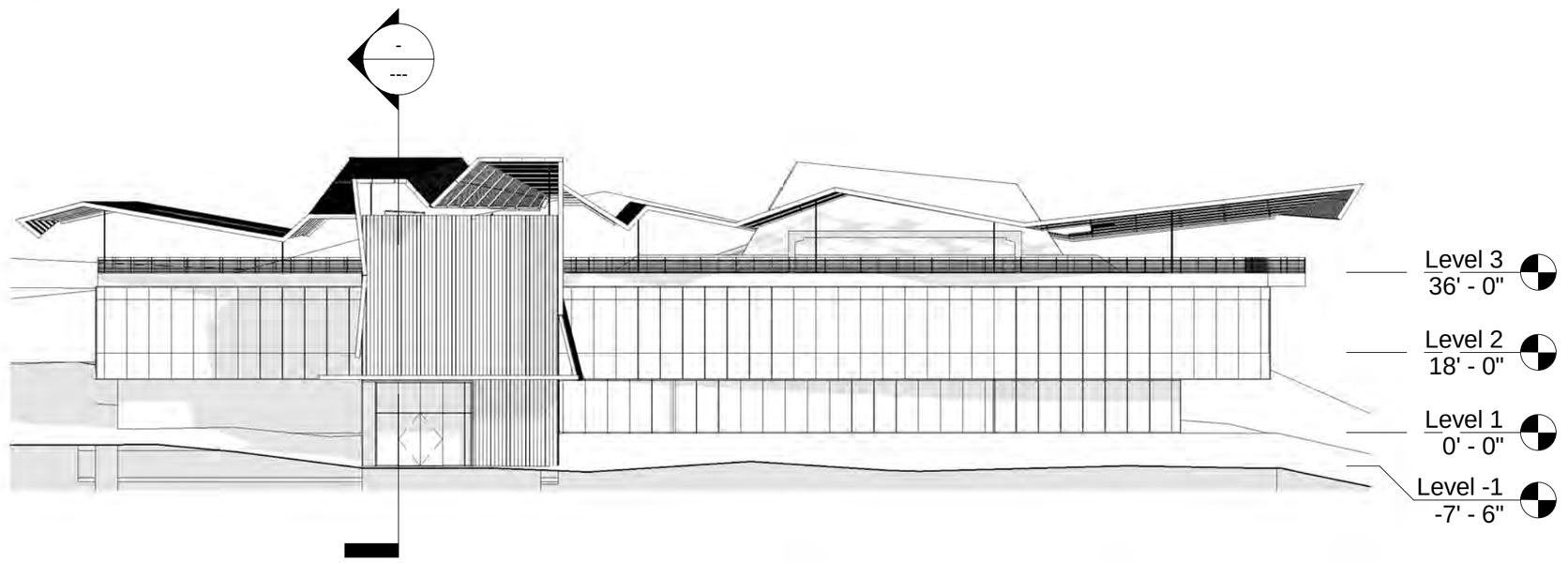

WEST EXTERIOR BUILDING ELEVATION

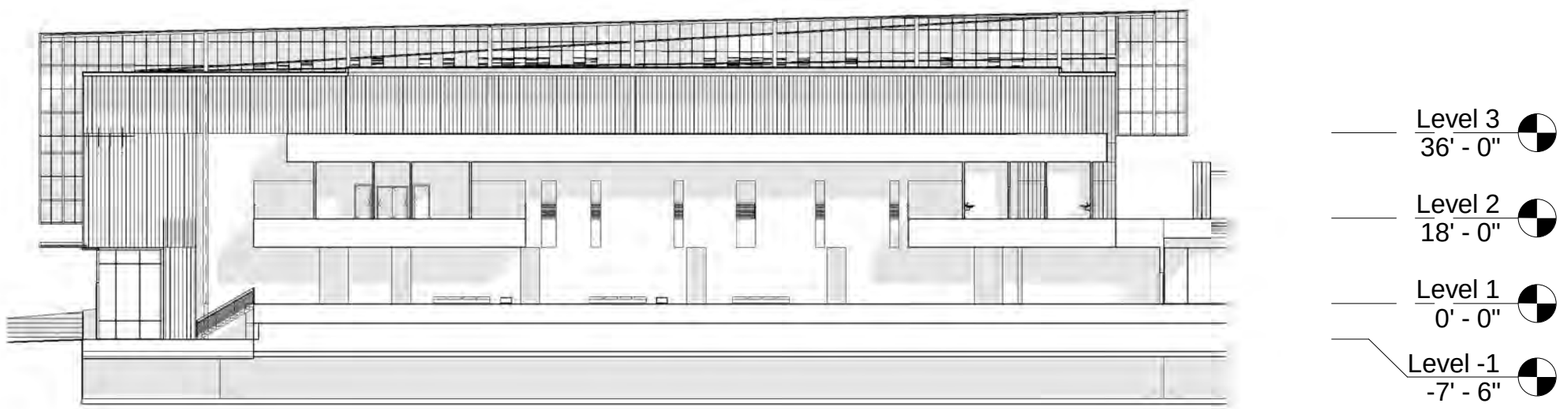

NORTH SPINE BUILDING SECTION

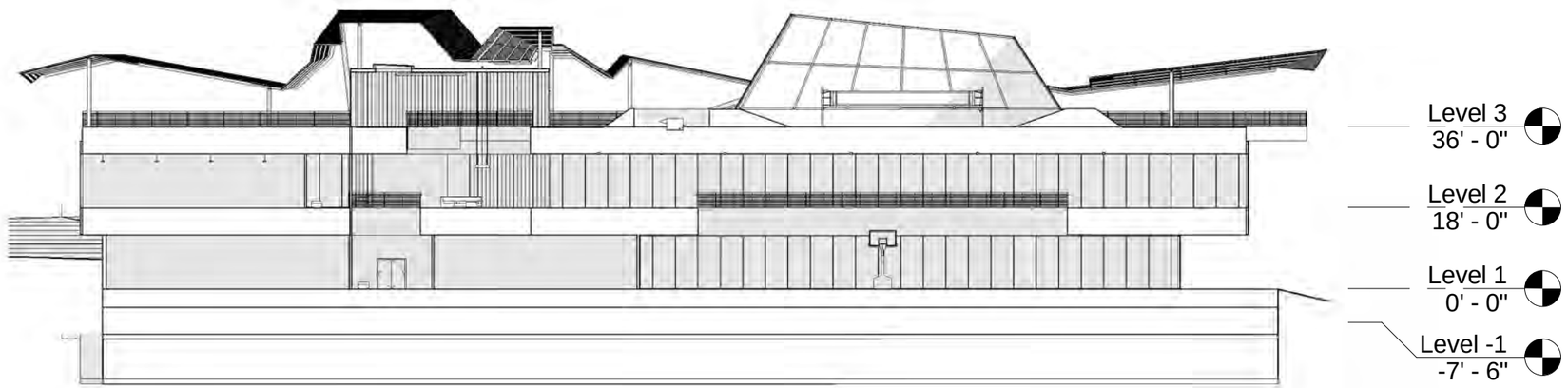



EAST GYMNASIUM BUILDING SECTION



EAST AERIAL VIEW

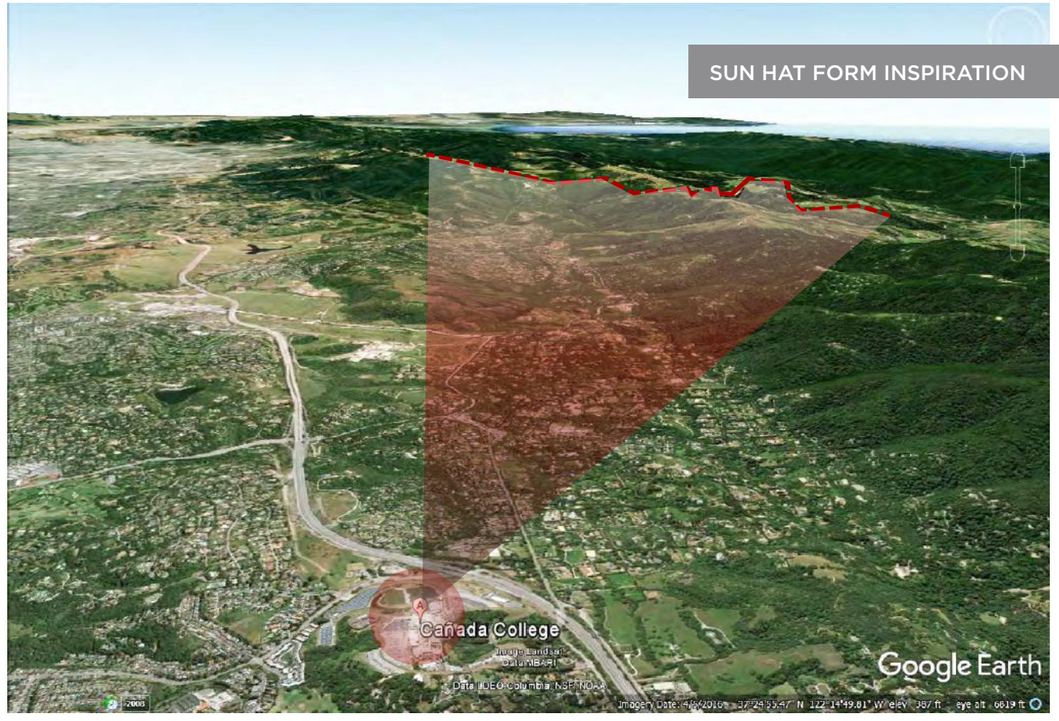

SUN HAT FORM INSPIRATION



SECTION PERSPECTIVE



WEST CORNER & ENTRY VIEW



SOUTH CORNER VIEW



POOL DECK FAÇADE



INDOOR TRACK, EXPANDED SCOPE



ROOF TRACK, EXPANDED SCOPE



SUNRISE YOGA TERRACE, EXPANDED SCOPE

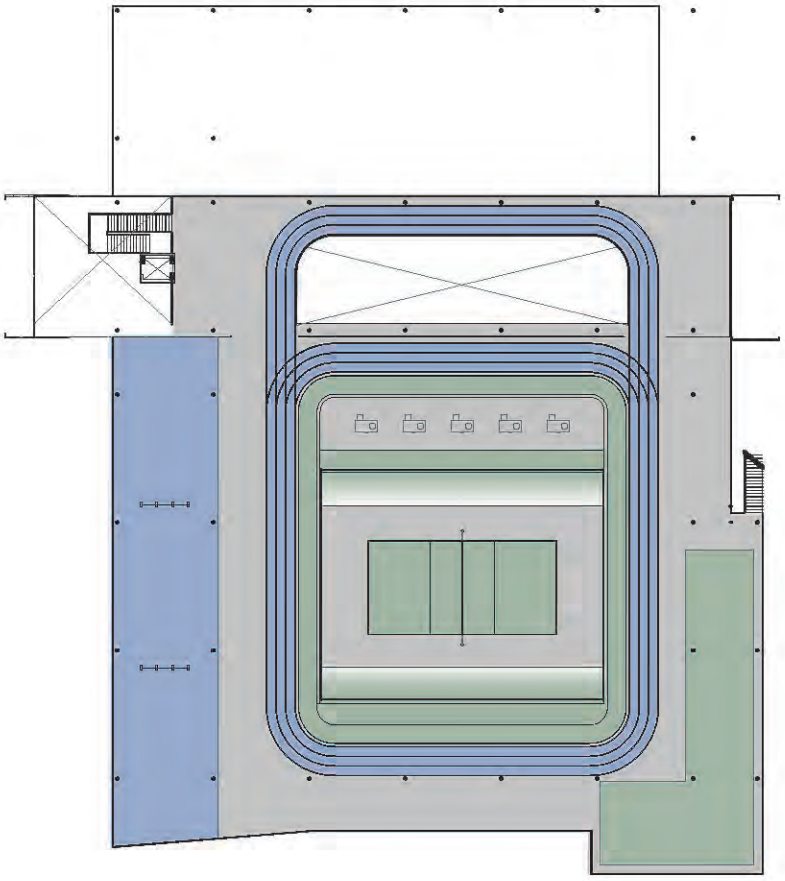

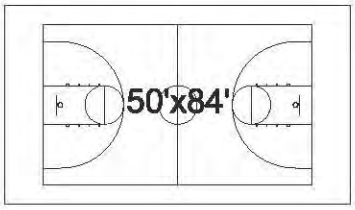

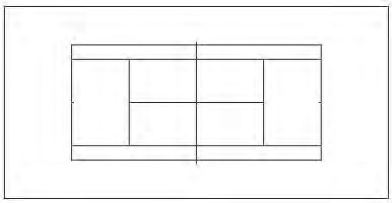

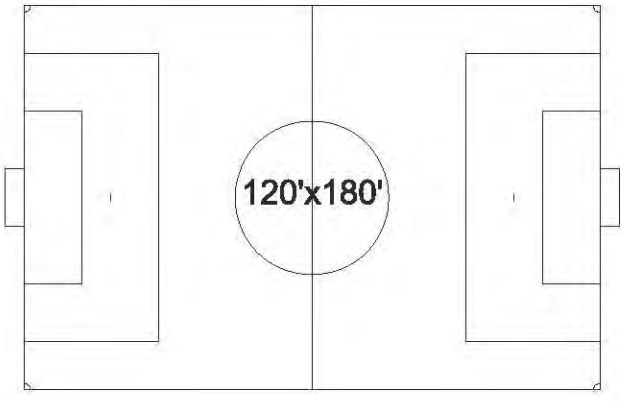

ROOF PLAN: SPORTS COURTS / FIELD DIAGRAM

0 60 120



APPENDIX

04





04. APPENDIX

BLACH + ELS ARCHITECTURE INTERVIEW

4A. MEETING MINUTES

Notes recorded during meetings on the following dates:

08-30-2016 Design Kick-Off

09-12-2016 Design Update 1

10-06-2016 Design Update 2

BLACH ELS

Meeting Minutes

To:	File	Date:	September 06, 2016
From:	Jeff Zieba	Project:	SMCCCD Cañada B1N Kinesiology and Wellness
Subject:	Design Review, Commentary, and Discussion	Project No:	201619.00
Meeting Date:	30 August 2016	Location:	San Mateo County Community College District Offices
Attending:	**SMCCCD:** Ron Galatolo, Tom Bauer, Jose Nuñez, Chris Strugar-Fritsch **Blach:** Mike Blach, Dan Rogers, Ken Schroeder **ELS**: Clarence Mamuyac, David Petta, Jeff Zieba	Distribution:	Design Team

1. ***This project very important to the Chancellor – he will remain involved.***

2. ***Need clear understanding of expectations from both SMCCCD and the design team***
   - Clear/Cohesive relationship
   - Extension of ideas and lessons learned from SMAC

3. ***This project is to be an icon for the college/district for the next 50 years***
   - Needs to be iconic but fits within the context of the college.

4. ***Building Presence***
   - Seen from I-280
   - Will definitely have “Cañada College” branding on the I-280 and campus elevations.
   - Create buzz – “Wow, that’s the college”
   - Design entices the public and students to look inside.
   - Interior space provides interest and does not disappoint.

5. ***Tie in to Campus (added program)***
   - SMCCCD likes the landscaping and hardscape extension across the street from the new building.

6. ***Views are paramount***
   - Panoramic vista from South and South East are paramount to design and must remain unobstructed.
   - Views southwest to parking are not critical
   - Shroud on south east elevation blocks SE view and view of pools.

7. ***Locker rooms***
   - Wet and dry corridor solution needed from both sets of locker rooms – enterprise and

student
- There is no need for team lockers. College does not have swim or water polo teams.
- The will be no integration between student and enterprise locker rooms. Locker rooms are to be kept separate.
- Student locker rooms are to be more utilitarian.
- Enterprise locker rooms are to be high quality.
- Amenities must appeal to paying members.
- SMAC has 6,000 members – this facility will have more.
-

8. ***This is a single entry building***
   - Entry is oriented toward enterprise user parking.
   - Campus side doors to be considered exit only. They may provide occasional access for special events.
   - Controlled campus-side access to pool deck is a desired feature.

9. ***The "corten" band from the BCA design***
   - Corten band is meant to pick up on the coloration of decorative bands and signage on campus buildings
   - Corten steel band should be thought of as a color accent, not necessarily literal corten steel.

10. ***Exterior deck/balcony at fitness level (Southeast Elevation)***
    - SMCCCD is concerned that this will hinder the panoramic view.
    - Final: **Omit exterior deck and stairs**

11. ***Roof Terrace (Program Adds)***
    - SMCCCD likes the idea of "activating" the roof with a running track and yoga deck.
    - The sunrise yoga deck overlooks the parking lot. It does not take advantage of the available views to the SE. SMCCCD recommends moving the yoga area to the east side of the roof.
    - SMCCCD likes the running track and the berm surrounding the mechanical well. The berm shields the mechanical equipment from view by runners.
        - There is some concern about noise from mechanical disturbing yoga participants and transmission to the fitness center below.
    - SMCCCD is intrigued by the indoor/outdoor aspect and potential use for social activities
    - *ELS will explore mechanical and weather implications*
    - SMCCCD would like to explore using more of the roof for a Queenax structure on west side of track
    - Roof deck railings should be "transparent"
        - glass railings are currently shown
        - SMCCCD suggested stainless steel cable rails because they are lower maintenance.

12. ***The ELS metal wrap (shroud/shade structure)***
    - SMCCCD thinks it works well on the side facing the campus side but obstructs the views on the SE elevation.

13. ***Saw tooth glazing idea***
    - SMCCCD presented a rendering of saw tooth glass at the south elevation of the fitness center.
    - Intriguing idea – provides somewhat private space for cardio equipment users.
    - This arrangement appears to interrupt and distort the panoramic views south and east.
    - Could this idea be incorporated on the west elevation overlooking the parking lot?

- Could also help orient equipment away from glaring west sun?

14. ***Saw tooth gym roof idea***
- SMCCCD presented rendering of a saw tooth roof over the gym with clerestory indirect daylighting.
- Exposed structure was too “industrial”.
- This building (and campus) requires a more refined approach.
- Ceilings should be simple and subtle.
- The roof track/mechanical well won’t allow for saw tooth roof at gym
- Prefer to keep the track and roof amenities

15. ***Basketball/ Volleyball Courts***
- Need appropriate lighting for NCAA basketball and volleyball
- College videotapes events. They will not be doing any televised events and do not need special lighting.
- What are lighting requirements?
  - Overhead bay lighting is likely needed for sports – wants the lighting to be “warm”?
  - LED
  - SMCCCD would like warm soffilt lighting solution for other uses.
  - Design is to include capacity to control lights for sports, banquets, events, etc.
  - Daylighting from sides?
    - Assume there will be a need for some type of daylight control system. SMCCCD discussed motorized and automatic shades
- Court floor
    - Needs to be great
    - Charlotte Hornets gym floor, is a good example. They have a subtle, honeycomb pattern.
    - U of Oregon gym floor is too busy.
    - SMCCD would like the pattern to be done with natural wood colors, not paint (e.g. Leavey Center)

16. ***Operable glazed wall between courts and pool deck***
- Blach/ELS suggested using an operable glass wall (Nanawall) at pool deck elevation for events. SMCCD is willing to consider but concerned it may disrupt mechanical system, attract insects at night and potentially animals.

17. ***Circulation Spine***
- SMCCCD liked the multi-story concept and clear expression of horizontal and vertical circulation.
- Translucent glass on both sides is a good approach to provide indirect daylighting into the building
- SMCCCD likes the roof running track entering and leaving the building at the roof level.

18. Notch in elevation at South West Corner
- Review elimination of notch. Eliminate notch would add more building square footage.

Cañada College

Kinesiology & Wellness Building















Glass Box



Translucent Entry/Atrium



Perforated Metal Wrap

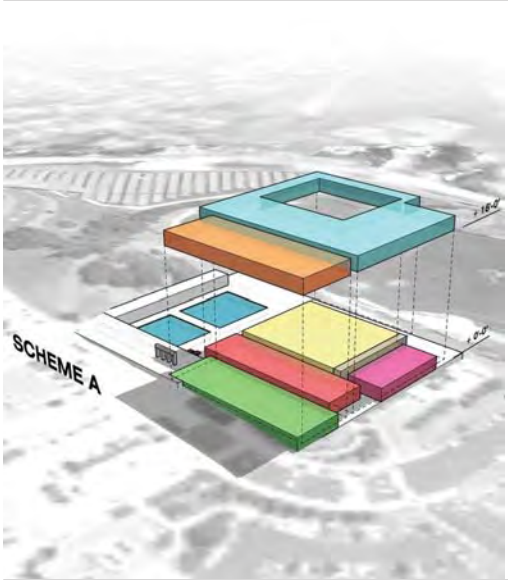

Adjustments To Plans

- Maintain Program Areas and Adjacencies
- Increase Efficiency and Constructability
- Clearly Express Program and Circulation
- More Open Plan
- Better Connection to Pool Deck



Entry/Circulation Atrium

- Exterior expression from parking – with landscaping forms entry procession
- Architectural stair/elevator
- Axial and open - immediate understanding of building circulation



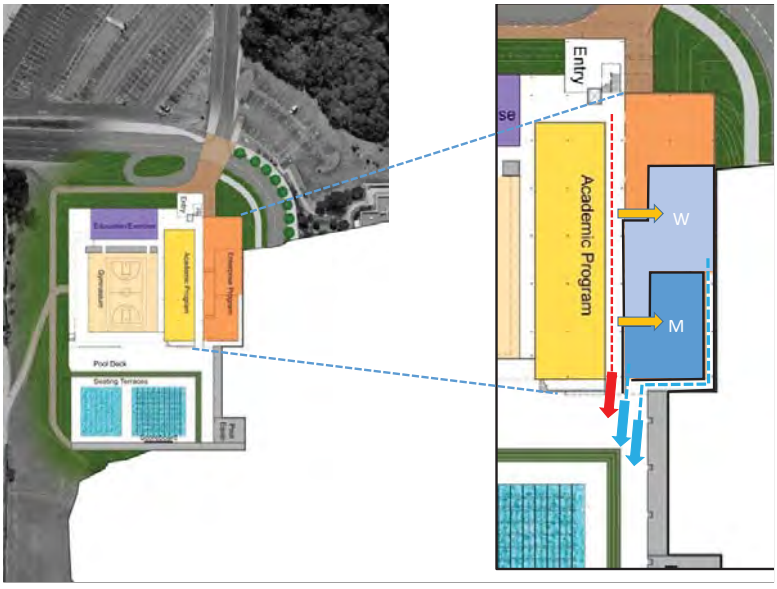

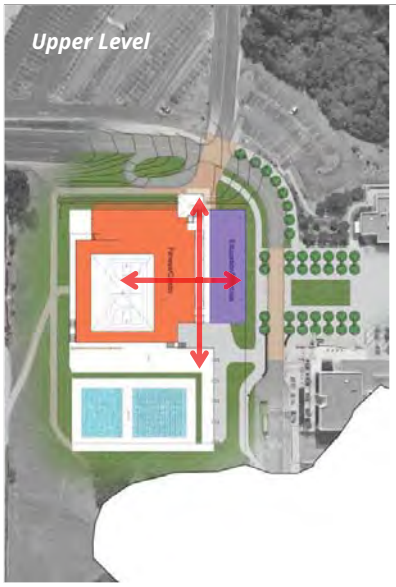

Entry/Circulation Atrium

- Visual connection to pool deck, fitness level, track and roof terrace

Entry/Circulation Atrium

- Visual connection to pool deck, fitness level, track and roof terrace
- Multi-story space – translucent glass, expressed from exterior and interior
- Even daylighting carried to all levels via open atrium design







Bonus Programming at Roof Level

- Opportunity For Roof Access
- Mechanical Well - Screened By Landscaped Berm
- Running Track, Indoor/Outdoor Space





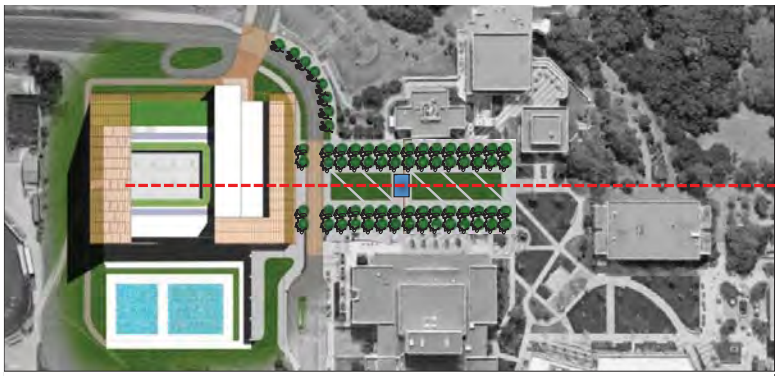







BLACH CONSTRUCTION | ELS ARCHITECTURE AND URBAN DESIGN

MEETING MINUTES

To:	File	Date:	September 19, 2016
From:	Jeff Zieba	Project:	SMCCCD Cañada College B1N, Kinesiology and Wellness Building
Subject:	Design Update #1	Project No:	201619.00
Meeting Date:	September 12, 2016	Location:	College of San Mateo, Bldg 1
Attending:	**SMCCCD:** Ron Galatolo, Tom Bauer, Jose Nuñez, Chris Strugar-Fritsch **Blach Construction:** Ken Schroeder **ELS**: Clarence Mamuyac, Jeff Zieba	Distribution:	Attendees, Design Team

1. Recessed pool deck with bleacher seating built into landscape

1.1. Poses an accessibility challenge

1.2. Minimal need for bleacher seating – no meets, just instruction and masters swimming

1.3. More flat deck area is preferred – for tent set-up during events

1.4. Eliminate recessed deck at pools

1.5. Move bleacher seating to the north side of the pool deck – more integrated with site

1.6. Maybe some seating up at the plaza level, too – overlooking the pool deck

2. Corten material from previous scheme

2.1. Not literal - design has moved beyond it

2.2. Painted metal panel

2.3. Rainscreen – Dri-design or similar manufacturer

2.4. Chris refers to the panels on the new NMAAHC in Washington DC

3. ELS visited existing gym building rooftop and documented the surrounding views

3.1. The width of the panorama southwest to southeast has been noted

3.2. The adjacent hill to the east of the site comes into play quickly – minimal view eastward

3.3. Views of hills to the west diminished by the parking lot in foreground

4. Entablature

4.1. The new building design can accommodate the existing entablature if desired

4.2. Scale of existing entablature will be very small in context to the new building

4.3. ELS propose creating a “new” entablature-like feature integrated with building, pools, deck, & plaza

4.4. Ron likes this idea & would like to pursue

4.5. Existing entablature should be demo’d – too expensive to relocate

5. ELS presents options for the rooftop program features

5.1. Ron thinks the campus side of the building design (north of the spine) is in good shape

5.2. Fitness level exterior balcony removed per previous meeting comments

5.3. Sunrise yoga relocated to east side of roof per previous meeting comments

5.4. Stair is needed from roof to deck for exiting – becomes a feature on east façade

5.5. Ron likes this building element

5.6. Stair is too grand – should be considered exiting (not access) and minimized

5.7. Keep stair close to east façade of building

5.8. Options that show the stair pushed farther north are preferred

6. ELS presents 4 options for revised building “wrap”

6.1. Ron prefers options 2 and 4

6.2. Wrap at SE corner revised to better open up to the view - good

6.3. Ron thinks SW corner should possibly open just a bit more – why block that view?

6.4. Ron still not sold on the “wrap” idea

6.4.1. Too much vertical surface – why not open it all up?

6.4.2. Maybe it’s mostly horizontal with minimal vertical return at the edges

6.5. Sun exposure possibly addressed with high efficiency glazing and shade systems

6.6. Likes floating roof feeling – maybe it should be fully connected all the way around

6.7. Keep open in the middle for variety of sun exposure on rooftop terrace

6.8. Do something cool with shape – not just a flat roof

6.9. How to design unique shape within campus context

6.10. Color is critical– hillside brown, there and not there

7. Rooftop

7.1. Should be a mix of hardscape and softscape

7.2. Keep mechanical off south side of roof if possible – needs to be peaceful

7.3. Add outdoor court to yoga, track and Queenax elements – volleyball (2 on 2)

7.4. Court should be high quality mondo similar to track surface

7.5. Tom thinks rooftop programming highly desirable, will increase memberships

7.6. Climbing wall? – No, not that popular, liability issue

7.7. Lighting – underside of wrap, LED, controllable, nighttime glow

8. Sawtooth glazing idea (discussed at previous meeting) studied by ELS

8.1. Less efficient for equipment layout

8.2. Impacts views to outside

8.3. Jose and Chris see increased maintenance and cleaning implications

8.4. Keep the glazing straight – no sawtooths

9. Indoor courts

9.1. Attach side court baskets to the fitness level fascia

9.1.1. Ron states that they will not be attached to ceiling above

9.2. Pro-style portables may be the solution for the main court

9.3. Basketball and volleyball markings only

9.3.1. Cross-courts should have minimal markings

9.4. Eliminate operable wall between court and pool deck – not necessary

10. Next steps

10.1. Tom will forward ELS spec info on Queenax systems

10.2. Design Update #2: Thursday, Oct 6, 9-11AM – Tom will bring Diana and additional enterprise people

10.3. Design Update #3: Wednesday, Oct 19, 2-5PM

10.4. Board Update: Wednesday Oct 26

These minutes summarize the conclusions of the subject meeting. If there are any substantial errors or omissions, please contact ELS immediately.

Attachments:

PowerPoint show: SMCCD Kinesiology - Design Update #1 – 9.12.2016

Cañada College

Kinesiology & Wellness Building



DESIGN UPDATE #1 – 09.12.16

Cañada College

AGENDA

- **Design issues – Quick Review**
- **A Roof with a View**
- **Design updates – Options in Response**

Cañada College

Kinesiology & Wellness Building

DESIGN ISSUES – QUICK REVIEW











Cañada College

Kinesiology & Wellness Building

BLACH CONSTRUCTION

ELS ARCHITECTURE AND URBAN DESIGN

A ROOF WITH A VIEW







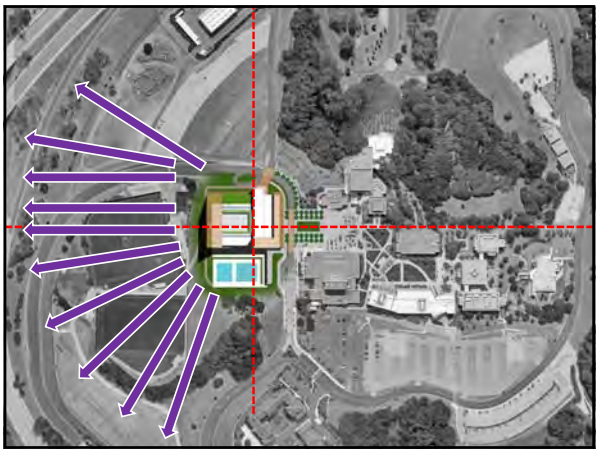











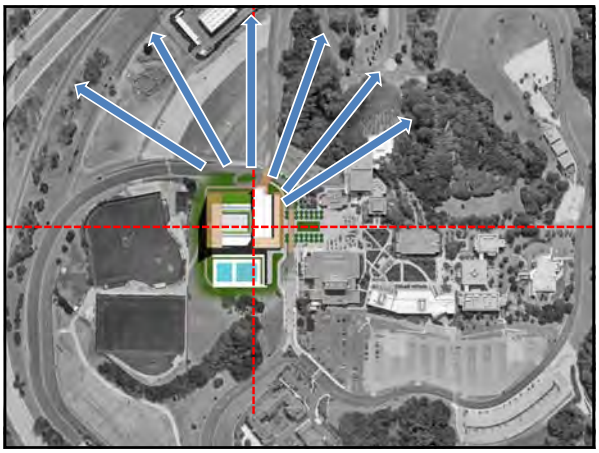





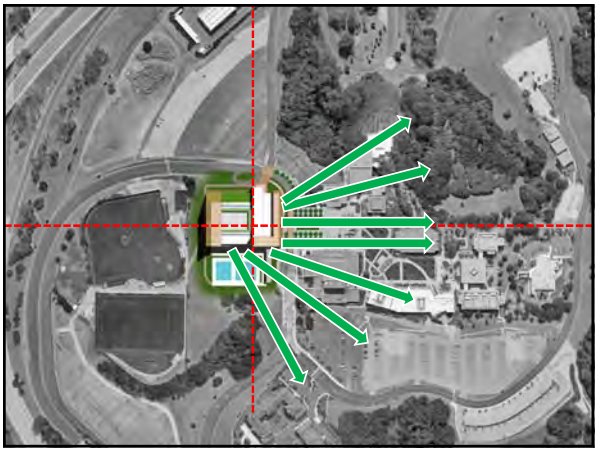

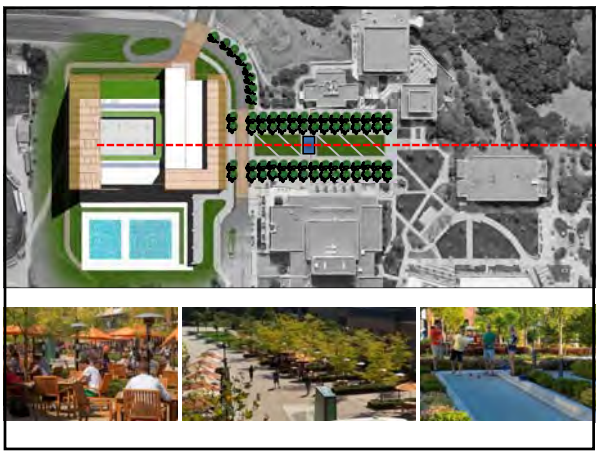











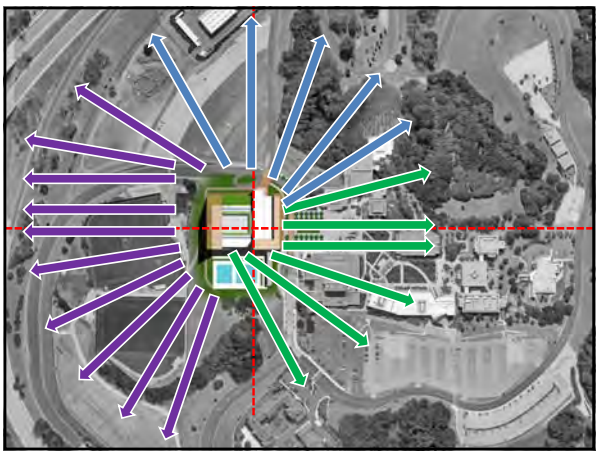

Cañada College

Kinesiology & Wellness Building

BLACH CONSTRUCTION

ELS ARCHITECTURE AND URBAN DESIGN

DESIGN UPDATES – 4 OPTIONS



Option 1



Option 2



Option 3



Option 4



Option 1



Option 2



Option 3



Option 4



Option 1



Option 2



Option 3



Option 4



Window Wall – Saw-tooth vs Flat



Window Wall – Saw-tooth vs Flat





Window Wall – Saw-tooth vs Flat

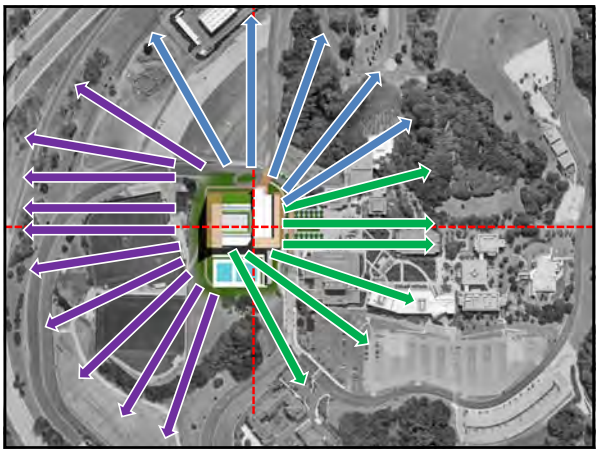



Cañada College

Kinesiology & Wellness Building

BLACH CONSTRUCTION
ELS
ARCHITECTURE AND URBAN DESIGN



DESIGN UPDATE #1 – 09.12.16

BLACH CONSTRUCTION | ELS ARCHITECTURE AND URBAN DESIGN

MEETING MINUTES

To:	File	Date:	
From:	Jeff Zieba Susan Vutz	Project:	SMCCCD Cañada College B1N, Kinesiology and Wellness Building
Subject:	Design Update #2	Project No:	201619.00
Meeting Date:	October 6, 2016	Location:	Cañada College, Building 9
Attending:	**SMCCCD:** Ron Galatolo, Tom Bauer, Jose Nuñez, Chris Strugar-Fritsch, Jamillah Moore, Michelle Marquez, Diana Thomas **Swinerton:** Anne Daley, Greg Cheifetz **Blach Construction:** Dan Rodgers, Ken Schroeder, Kevin Brady **ELS**: Clarence Mamuyac, Jeff Zieba, Susan Vutz, Chris Jung, Tiffany Yuan	Distribution:	Greg Cheifiez, Design Team

1. ELS presents an overview of the design process leading up to the current design

1.1. Design issues – Round 1

1.1.1. Design starting point

1.1.1.1. Preserve views and shading exterior glass leads to “Wrap” concept

1.1.1.2. The sunken pool deck idea

1.1.1.3. The initial idea of activating roof with a running track/sunrise yoga studio

1.1.2. Roof Analysis

1.1.2.1. Bonus program

1.1.2.2. It’s really a 360-degree view from up there

1.1.2.3. Includes views back toward campus

1.1.3. Landscape concept for Lot 4

1.1.3.1. Bonus program

1.1.3.2. Remove parking/Create landscape/Maintain emergency vehicle path

1.1.3.3. Creates a connection back to campus

1.1.3.4. Ron likes the idea – he sees a park like setting with focal point to campus

1.2. Design updates – Round 2

1.2.1. ELS responded to comments from Round 1 by developing 4 schemes for the Wrap feature

1.2.1.1. Each responded to Ron's desire to continue to expand the view panorama

1.2.1.2. ELS shifted the yoga studio and peeled back the wrap to achieve this

1.2.1.3. Ron's direction – Continue to morph the Wrap as if it were a cool sun hat or like a crinkled piece of paper

2. ELS presents current design work

2.1. ELS has looked to the panoramic views for inspiration

2.1.1. Taken the ridgeline of the surrounding hills and translated it into form

2.1.2. The "Wrap" has morphed into the "Hat" its profile reflects the line of the hillsides beyond

2.2. Per previous direction the sunken pool deck has been eliminated. Pool deck level is now aligned with Level 1 lockers & gym floor

2.3. Glazing on west façade & need for sun control is discussed

2.3.1. Potential use of View Dynamic Glass in lieu of louvers or shades

2.4. Roof diagrams and additional rooftop renderings are presented

2.4.1. As previously directed, diagrams include track, yoga studio, small courts, and Queenax area

3. Roof activation comments/discussion

3.1. Ron really likes the hat concept!

3.2. It's assumed that the roof surface will be a mixture of Mondo and Turf – not grass

3.3. The Queenax system is also used for TRX tie-offs. Would like to extend the Queenax framework to allow for this flexibility – Diana will provide desired size.

3.4. There will be need for storage on the roof level

3.4.1. Approx 250 SF

3.4.2. Shallow and long for carts, doesn't need to be high

3.4.3. Props and related sports equipment

3.4.4. Roll-top doors or sliders

3.4.5. Maybe mirrored sliders which could be used for multi-training

3.5. Need a sound system on the roof – should it be portable due to wheather?

3.5.1. ELS has designed permanent sound/video systems at outdoor locations for both USC and CAL aquatics projects

3.6. Will want exterior power and data on the roof

3.7. Jose states that hose bibs and some sort of janitorial closet should also be on roof

3.8. Tom would love a restroom solution on the roof

4. Hat comments/discussion

4.1. Ron likes the feeling of the Hat on the roof, but is concerned that the lowest point may be too low

4.1.1. ELS has set this low point at 10' above the floor – can explore further

4.1.2. Ron thinks making it a little higher may make it feel less prominent

4.2. The Hat needs lighting – it should glow at night

4.2.1. Should be zoned and dimmable

4.2.2. Night track lighting

5. General response and design concept approval

5.1. Tom

5.1.1. Design team has responded to all previous comments

5.1.2. This is a “Homerun”

5.2. Jamillah

5.2.1. Looks great!

5.2.2. Now dialogue must be continued with campus – inclusive process

5.2.3. Need to begin showing plans including academic spaces

5.3. Ron

5.3.1. This direction looks good

5.3.2. The program is intact

5.3.3. We should move forward with development of this concept

6. Additional comments from Tom

6.1. Elimination of the sunken deck is good

6.2. The revised bleacher location is good

6.3. Where are pool deck program spaces?

6.3.1. Pool program spaces are located behind the bleachers

6.3.2. Storage and equipment is located on the east side of the deck

6.3.3. The scoreboard will also be on the east side

6.3.3.1. SMCCCD needs to give desired specs on the scoreboard

6.3.3.2. Scoreboard access will need to be studied

7. Additional comments from Diana

7.1. Asks about gender neutral restrooms

7.1.1. Proposed in plan

7.1.2. Essentially a family changing room solution

7.1.3. Diana thinks they’re heading towards private changing rooms

7.1.4. This location has a more integrated population with children

8. Additional comments from Ron

8.1. Excited – design is developing nicely

8.2. Color is key to the Hat

8.2.1. Look at campus colors and the adjacent housing

8.2.2. Incorporates the colors of the hills

8.3. Signage

8.3.1. Loop road visibility important

8.3.2. May want to reconsider position on south façade – move from lower left to upper right

8.3.3. Loves the etched glass idea

8.4. Mechanical

8.4.1. Appreciates isolating the mechanical units on the roof

8.4.2. Berm idea is good, but should not be so high that it's a visual impediment for the rooftop courts

8.4.3. The district likes using the Big Ass Fans – they're quiet and they move a lot of air

9. Upcoming Meetings

9.1. Faculty presentation next week

9.1.1. Paired down presentation – 20 minutes

9.1.2. Focus on development of design and footprint

9.1.3. No interior plans yet

9.1.4. Introduce the Hat element to the stakeholders

9.2. Board update end of October

9.2.1. Informational meeting with the trustees

10. Chris Strugar-Fritsch comments

10.1. The design concept is pretty well nailed down

10.2. Time to move into Schematic Design

10.3. Need to get together with stakeholders

10.3.1. No major re-design

10.3.2. Already signed-off on plans

10.3.3. Minor adjustment of spaces only

10.4. Time to refine schedule

10.5. Can (e) gym demo occur by early December 2017?

10.5.1. Planning for 2017 academics is already underway

10.5.2. This info is critical for planning

10.6. Need to calendar schematic design meetings/milestones

11. Blach presents documentation for Roof Activation program addition

11.1. Additional program estimated at approx. $3.6 million

11.1.1. Structural and access make up $1.5 to $2 million of this estimate

11.1.2. More than half of the current contingency

11.2. Project scope needs clarification – Roof activation and Lot 4 landscaping are outside original scope of project

11.3. Ron states that the additional program is “a go.”

11.3.1. The team will work together to consider the cost breakdowns/implications.

These minutes summarize the conclusions of the subject meeting. If there are any substantial errors or omissions, please contact ELS immediately.

Attachments:

1. PowerPoint presentation: Final Concept Design – Design Update #2 – 10-06-2016

Cañada College

Kinesiology & Wellness Building

BLACH CONSTRUCTION
ELS ARCHITECTURE AND URBAN DESIGN



Final Concept Design
DESIGN UPDATE #2 – 10.06.16

Cañada College

AGENDA

- **Design Issues – Round 1**
- **A Roof with a View**
- **Design Issues – Round 2**
- **Design Update**

Cañada College

Kinesiology & Wellness Building

BLACH CONSTRUCTION
ELS ARCHITECTURE AND URBAN DESIGN

DESIGN ISSUES – QUICK REVIEW











Cañada College

Kinesiology & Wellness Building

BLACH CONSTRUCTION

ELS ARCHITECTURE AND URBAN DESIGN

A ROOF WITH A VIEW

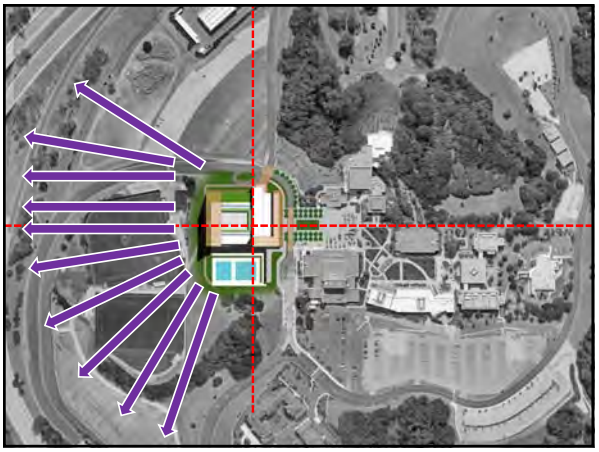







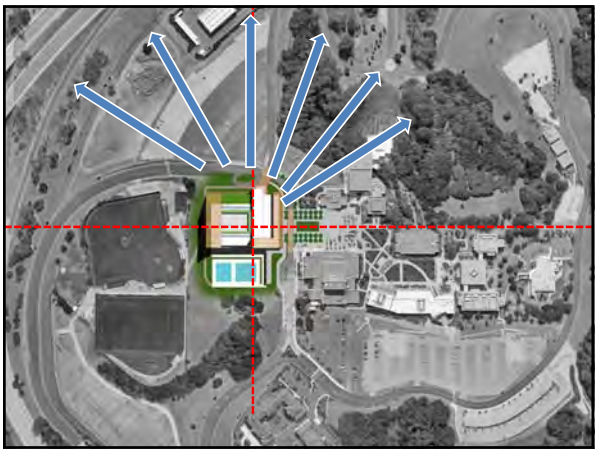





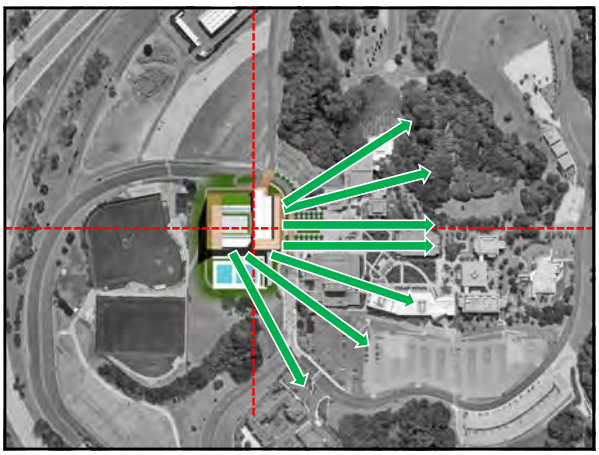



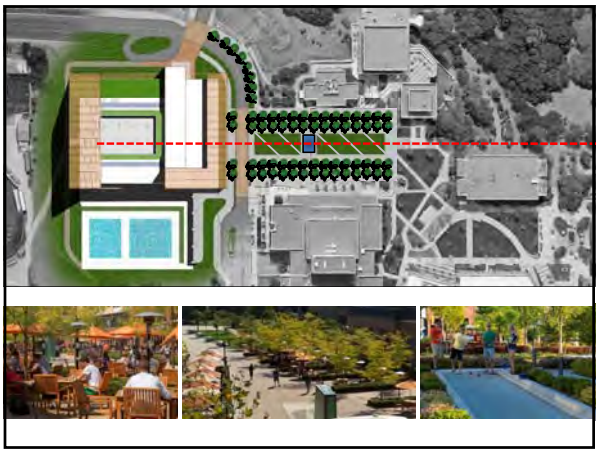





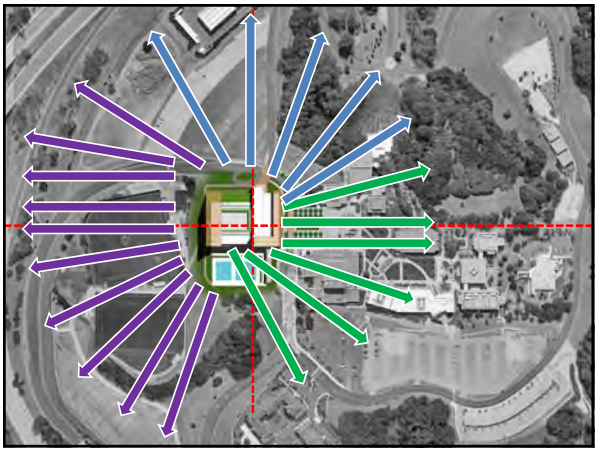

Cañada College

Kinesiology & Wellness Building

BLACH CONSTRUCTION

ELS ARCHITECTURE AND URBAN DESIGN

DESIGN UPDATES
4 OPTIONS
Round 2



Option 1



Option 2



Option 3



Option 4



NO WRAP

RIDGELINE VIEWS

SUN HAT




Google

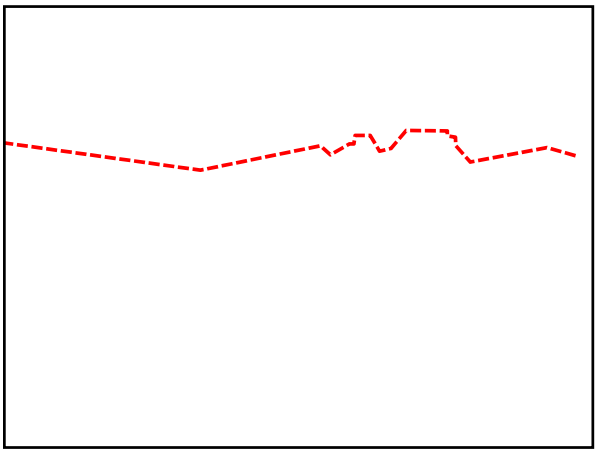

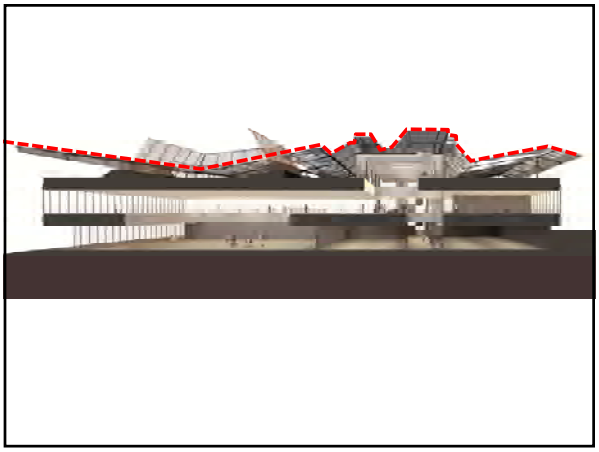








CANADA COLLEGE





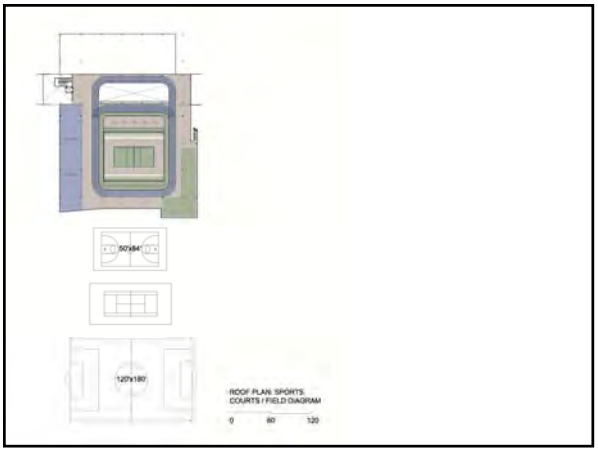
50'x84'
120'x180'
ROOF PLAN: SPORTS COURTS / FIELD DIAGRAM
0
60
120















Cañada College

Kinesiology & Wellness Building

BLACH CONSTRUCTION

ELS ARCHITECTURE AND URBAN DESIGN



Final Concept Design

DESIGN UPDATE #2 – 10.06.16

04. APPENDIX


SAN MATEO ATHLETIC CLUB

4B. BCA PROGRAM

Attachment 1A: CAN Ctr for Kinesiology and Human Perf Integrated Program

As provided in June 21, 2016 Request for Proposal for Design Build Services (RFP 86730).

Cañada College Center for Kinesiology and Human Performance- Integrated Program

LOCKER ROOM- FEMALE	Number of Stations	Proposed Number of Stations 04/16/2014	Proposed Number of Stations 05/16/2014	Required Space / Station (SF)	Square Feet (SF)	Proposed SF 04/16/2014	Proposed SF 05/16/2014	Shared	Notes
Enterprise Program (150)									
Showers with no changing sation (changing space +50%)	10	8	8	40	396			-	
Water Closets	8	8	8	35	277			-	
Sinks	6	6	6	25	149			-	
Dry Grooming (36" linear each)	8	6	6	12	99			-	
Locker Frames w/ interior bench (80% 1-door, 20% 2-door)	150	125	150	8	1,200			-	
Changing Rooms	3	2	2	20	59			-	
Towel Distribution / Collection Millwork	2	2	2	40	80			-	
Toatal Enterprise Locker Room SF	-	-		-	**2,260**	**2,100**	**2,296**		
Academic Program- Cañada College									
Student (50)									
Showers with no changing sation (changing space +50%)	3	3	3	40	120			-	
Water Closets	3	3	3	35	105			-	
Sinks	3	3	3	25	75			-	
Dry Grooming (36" linear each)	2	3	3	12	24			-	
Locker Frames w/ interior bench (80% 1-door, 20% 2-door)	50	45	45	8	400			-	
Changing Rooms	1	1	1	20	20			-	
Towel Distribution / Collection Millwork	-			40	-			-	
Team Room	35	35	35	10	350	355	410	-	Smart room, Adjacent to RR
Toatal Student Locker Room SF					**1,094**	**1,230**	**1,273**		
Staff & Officials (5)									
Showers with no changing sation (changing space +50%)	2	1	1	40	40			-	
Water Closets	2	1	1	35	35			-	
Sinks	2	1	1	25	25			-	
Dry Grooming (36" linear each)	1	0	0	12	12			-	
Locker Frames w/ interior bench (80% 1-door, 20% 2-door)	10	15	6	8	40			-	
Changing Rooms	2	1	1	20	20			-	
Towel Distribution / Collection Millwork	0			40	-			-	
Toatal Staff & Official Locker Room SF	-	-		-	**172**	**217**	**166**		
Female LR Size (SF)					**3,526**	**3,547**	**3,735**		
Circulation (25%)					**882**	**155**	**239**		
TOTAL (SF)					**4,408**	**3,702**	**3,974**		

LOCKER ROOM- MALE	Number of Stations	Proposed Number of Stations		Required Space / Station (SF)	Square Feet (SF)	Proposed SF		Shared	Notes
Enterprise Program (150)									
Showers with no changing sation (changing space +50%)	10	8	8	40	396			-	
Water Closets	4	4	4	35	143			-	
Urinals	4	4	4	20	82			-	
Sinks	6	6	6	25	205			-	
Dry Grooming (36" linear each)	7	6	6	12	89			-	
Locker Frames w/ interior bench (80% 1-door, 20% 2-door)	150	125	150	8	1,200			-	
Changing Rooms	3	2	2	20	59			-	
Towel Distribution / Collection Millwork	2	2	2	40	80			-	
Toatal Enterprise Locker Room SF	-	-		-	**2,254**	**2,180**	**2,420**		
Academic Program- Cañada College									
Student (50)									
Showers with no changing sation (changing space +50%)	3	3	3	40	120			-	
Water Closets	2	2	2	35	70			-	
Urinals	2	1	1	20	40			-	

Sinks	3	3	3	25	75			-	
Dry Grooming (36" linear each)	2	3	3	12	24			-	
Locker Frames w/ interior bench (80% 1-door, 20% 2-door)	50	45	43	8	400			-	
Changing Rooms	2	1	1	20	20			-	
Towel Distribution / Collection Millwork	-			40	-			-	
Team Room	35	35	35	10	350	355	333	-	Smart room, Adjacent to RR
Toatal Student Locker Room SF	-	-		-	**1099**	**1,230**	**1,156**		
Staff & Officials (5)									
Showers with no changing sation (changing space +50%)	2	1	1	40	40			-	
Water Closets	1	1	1	35	35			-	
Urinals	1	0	0	20	20			-	
Sinks	2	1	1	25	25			-	
Dry Grooming (36" linear each)	1	0	0	12	12			-	
Locker Frames w/ interior bench (80% 1-door, 20% 2-door)	10	15	6	8	40			-	
Changing Rooms	1	1	1	20	20			-	
Towel Distribution / Collection Millwork	-			40	-			-	
Toatal Staff & Official Locker Room SF	-	-		-	**192**	**217**	**166**		
Male LR Size (SF)					**3,545**	**3,627**	**3,742**		
Circulation (25%)					**886**	**260**	**158**		
TOTAL					**4,431**	**3,887**	**3,900**		

LOCKER ROOM- VISITORS & OFFICIALS	Number of Stations	Proposed Number of Stations		Required Space / Station (SF)	Square Feet (SF)	Proposed SF		Shared	Notes
Academic Program- Cañada College									
Showers with no changing sation (changing space +50%)	-			40	-			Shared with staff	
Water Closets	-			35	-			Shared with staff	
Sinks	-			25	-			Shared with staff	
Dry Grooming (36" linear each)	-			12	-			Shared with staff	
Locker Frames w/ interior bench (80% 1-door, 20% 2-door)	-			10	-			Shared with staff	
Towel Distribution / Collection Millwork	-			20	-			Shared with staff	
Visitor Team Room	35	35	33	10	350	388	333	-	Smart room, Adjacent to RR
Male LR Size (SF)					**350**	**388**	**333**		
Circulation (25%)					**88**	**0**	**0**		
TOTAL (SF)					**438**	**388**	**333**		

EDUCATIONAL SPACE	Number of Stations	Proposed Number of Stations		Required Space / Station (SF)	Square Feet (SF)	Proposed SF		Shared	Notes
General Classroom #1	60	56		25	1,500	1,400	1,480	-	Smart, mobile furniture
General Classroom #2	0			25	-			-	
Athletic Trainer room	YES	YES		600	600	597	602	-	outdoor access, privacy for men & women, high ceilings 10+
Athletic Weight room	20			60	3,000	2,185	1,200	-	Based off Mike Garcias equipment list
Total ED Space (SF)					**5100**	**4,182**	**3,282**		
Circulation (25%)					**525**	**0**	**0**		
TOTAL (SF)					**5625**	**4,182**	**3,282**		

EXERCISE SPACE	Number of Stations	Proposed Number of Stations		Required Space / Station (SF)	Square Feet (SF)	Proposed SF		Shared	Notes
Enterprise Program									
GEX Room #1: Primary with storage including circulation	62			50	3,119	3,026	3,218	-	
GEX Room #2: Mind Body with storage including circulation	56			45	2,539	2,610	2,540	-	

Group Cycling / Bonus Room with Circluation	49			40	1,960	1,825	1,975	Shared	
Pilates Apparatus Studio	15			70	1,050	1,240	1,070	Shared	
Selectorized Weight Training	-			60	-			Shared	
Cardiovascular Equipment	-			60	-			Shared	
Free Weight	-			60	-			Shared	
Stretching / Relaxation	-			30	-			Shared	
Synergy / Functional Training	25			80	2,000	2,000	2,000	-	
Pilot / Demo / Innovation Space	1			200	200	280	200	-	
Trainer's Desk	2	2		100	200	200	225	-	
Selectorized Weight Training	33			60	2,000	2,000	2,000	-	
Cardiovascular Equipment	83			60	5,000	5,000	5,000	-	
Free Weight	83			60	5,000	5,000	5,000	-	
Stretching / Relaxation	33			30	1,000	1,000	1,000	-	
Academic Program- Cañada College									
GEX Room #1: Dance Studio	50			50	2,500	2,340	1,950	-	Needs adjacent storage
GEX Room #2: Dance Studio	50			50	2,500	2,330	1,950	-	Needs adjacent storage
GEX Room #3: Dance Studio	-			50	-			-	
Exercise Space (SF)					**29,068**	**28,851**	**28,128**		
Circulation (25%)					**3,850**	**0**	**0**		
TOTAL (SF)					**32,918**	**28,851**	**28,128**		

OTHER SPACE	**Number of Stations**	**Proposed Number of Stations**		**Required Space / Station (SF)**	**Square Feet (SF)**	**Proposed SF**		**Shared**	**Notes**
Enterprise Program									
Reception Desk and Lobby Seating	YES	YES	YES	700	700	583	590	-	
Healthy Vending Area	YES	YES	YES	150	150	268	250	-	
Water Fountains- Chilled Auto Fill	YES	YES	YES	80	80	60	80	-	
Office Space #1	YES	YES	YES	120	120	115	126	-	
Office Space #2	YES	YES	YES	120	120	128	153	-	
Accounting/Admin Bullpen	YES	YES	YES	250	250	231	296	-	
Membership Office	YES	YES	YES	120	120	145	125	-	
Wellness Consultation Room #1	YES	YES	YES	140	140	150	148	-	
Wellness Consultation Room #2	-			140	0			-	
One V One Programming Room	YES	YES	YES	120	120	100	122	-	
Touchdown Room #1	YES	YES	YES	50	50	50	80	-	escape fitness area for temp privacy
Touchdown Room #2	YES	YES	YES	50	50	50	80	-	escape fitness area for temp privacy
Nutritional Consultation Room	YES	YES	YES	100	100	100	103	-	
Conference Room	-			400	0			-	
Workroom	-		YES	200	0		175	-	
Physical Therapy Room	-			2,000	0			-	
Employee Lunch / Social Area	-			200	0		180	-	
Message Therapy Room #1	-			130	0			-	
Message Therapy Room #2	-			120	0			-	
Message Therapy Room #3	-			120	0			-	
Whirlpool & Sauna Located Poolside	YES	YES	YES	500	500	505	512	-	adjacent to pools
Child Care / Nursery	YES	YES	YES	900	900	835	875	-	
Recreational Game Area	-			500	0			-	
KIT lockers at Group Ex, General Fitness, Day Use and $	YES	YES	YES	300	300	50	100	-	
ADA / Family / Adaptive Changing and Shower Rooms (6)	YES	YES	YES	800	800	801	798	-	adjacent to pools
Adaptive PE	-		-	3,000	0			-	
General Storage	YES	YES	YES	900	900	812	1120	-	
Laundry Room	-			500	0			Shared	
Lessons Director	YES	YES	YES	120	120	105	172	-	adjacent to pools
Lifeguard Office	YES	YES	YES	100	100	100	91	-	adjacent to pools
Field House	-			8,700	0			-	

Academic Program- Cañada College									
Hall of Fame entry vestibule	YES	YES	YES	200	200	261	293	-	hall of fame
Dean Suite	YES	YES	YES	250	250	232	232	-	
Athletic Director Office	1	1	1	120	120	126	126	-	comfortable for 3-4 people, welcoming
Coaches Office	6	6	6	120	720	690	690	-	comfortable for 3-4 people, welcoming
Future staff/coaches offices	3	3	3	120	360	345	345		comfortable for 3-4 people, welcoming
Dance Office	2	2	2	120	240	230	230	-	comfortable for 3-4 people, welcoming
Adjunct offices	1	1	1	240	240	240	240	-	three stations
Breakroom	-		YES	300	-		245	-	
Workroom	-		YES	300	-		240	-	
Conference Room	-			400	-			Shared	
Concessions	1			150	150			-	
General Storage	YES	YES	YES	500	500	600	943	-	athletic uniform storage adjacent to laundry. Each team- separate lockable cabinets for uniforms and equipment. Varsity weight room storage requested. Design efficiencies storage
Laundry Room	-			400	-			Shared	
Shared Program									
Conference Room	YES	YES	YES	400	200	263	263	Shared	
Breakroom	YES	YES	-	300	300	245	-	-	
Workroom	YES	YES	-	250	250	240	-	-	
Laundry Room	YES	YES	YES	700	700	540	1017	Shared	Adjacent to locker rooms & athletic team storage
Janitors Closet w/ slop sink	YES	YES	YES	320	320	104	372	Shared	
IT / AV	YES	YES	YES	400	400	390	305	Shared	
Mechanical	YES			600	600	0	0	Shared	
Electrical	YES	YES	YES	200	200	160	200	Shared	
Recycling	YES			150	150			Shared	
Attic Stock	YES	YES	YES	200	200	182	283	Shared	building material stock
Other Space (SF)					**10,590**	**10,036**	**12,200**		
Circulation (25%)					**2,648**	**0**	**0**		
TOTAL (SF)					**13,238**	**10,036**	**12,200**		

ATHLETIC SPACE	Number of Stations	Proposed Number of Stations		Required Space / Station (SF)	Square Feet (SF)	Proposed SF		Shared	Notes
Enterprise Program									
Racquetball Court (2)					-			-	
Basketball Courts/Volleyball & Basketball Competition Courts w/ Storage					-			-	
Running Track					-			-	
Academic Program- Cañada College									
Basketball (3) Courts/Volleyball & Basketball Competition Courts					-			-	
Basketball (2) Courts/Volleyball & Basketball Competition Courts	YES	YES			13000	12,790	12,790	Shared	(1) 94' x 50' regulation size competition court, (2) 94' x 50' regulation size crosscourt, 6' perimeter run out
TOTAL ATHLETIC SPACE (SF)					**13,000**	**12,790**	**12,790**		
Circulation (25%)					**0**	**0**	**0**		
TOTAL (SF)					**13,000**	**12,790**	**12,790**		

BUILDING CIRCULATION	Number of Stations	Proposed Number of Stations		Required Space / Station (SF)	Square Feet (SF)	Proposed SF		Shared	Notes
Vertical Circulation									
Stair 1						377	263		
Stair 2						478	377		
Elevator						114	150		
Circulation									
Administrative Circulation						960	825		
2nd floor Circulation Path						3,657	3,831		
1st floor Circulation Path						5,564	5,301		
TOTAL BUILDING CIRCULATION (SF)					**0**	**11,150**	**10,747**		

ADDITIONAL PROGRAM	Number of Stations	Proposed Number of Stations		Required Space / Station (SF)	Square Feet (SF)	Proposed SF		Shared	Notes
Facility needs									
Bleacher Storage						450	450		
1st floor Mens Public Resrooms						186	230		
2nd floor Mens Public Restrooms						186	230		
1st floor Womens Public Resrooms						183	230		
2nd floor Womens Public Restrooms						183	230		
Fire Riser						78	78		
TOTAL ADDITIONAL PROGRAM (SF)					**0**	**1,266**	**1,448**		

TOTAL SPACE (SF)					**65,179**	**64,687**	**65,658**		
TOTAL CIRCULATION (SF)					**8,878**	**11,565**	**11,144**		
TOTAL INTERIOR SPACE WITH CIRCULATION (SF)					**74,057**	**76,252**	**76,802**		
BUILDING STRUCTURE & PARTITIONS (SF)						**2,857**	**2,739**		

ASSIGNABLE SF (Excludes buiding circulation, structure, utility & storage)		**61,907**
GRAND TOTAL	**74,057**	**79,109**	**79,541**

EXTERIOR POOLS								Shared	Notes
Competition Pool- 25 yard Pool	YES	YES	YES	4450	5356			YES	
Warmup / program pool- 25 yard Pool	YES	YES	YES	5650	5356			YES	
Pool Deck	YES	YES	YES	24500	20945			YES	
Pool Lawn	-	YES	YES		6725				
Storage	YES	YES	YES	1000	1000	1000	1000	YES	
Pump House	YES	YES	YES	1000	1000	1000	1000	-	Truck access
TOTAL SPACE (SF)					**40,382**				

TEAM ROOMS- BASEBALL / SOCCER								Shared	Notes
Womens Team Room	YES	YES	YES	350	350	350	350	-	Smart room, Dry
Mens Team Room	YES	YES	YES	350	350	350	350	-	Smart room, Dry
TOTAL SPACE (SF)					**700**	**700**	**700**		
TOTAL CIRCULATION (SF)					**175**	**175**	**175**		
TOTAL INTERIOR SPACE WITH CIRCULATION (SF)					**875**	**875**	**875**		

04. APPENDIX



BCA RENDERING

4B. BCA FLOOR PLANS

Attachment 1D: CAN B1N Site and Floor Plans_2015 0702

As provided in June 21, 2016 Request for Proposal for Design Build Services (RFP 86730).

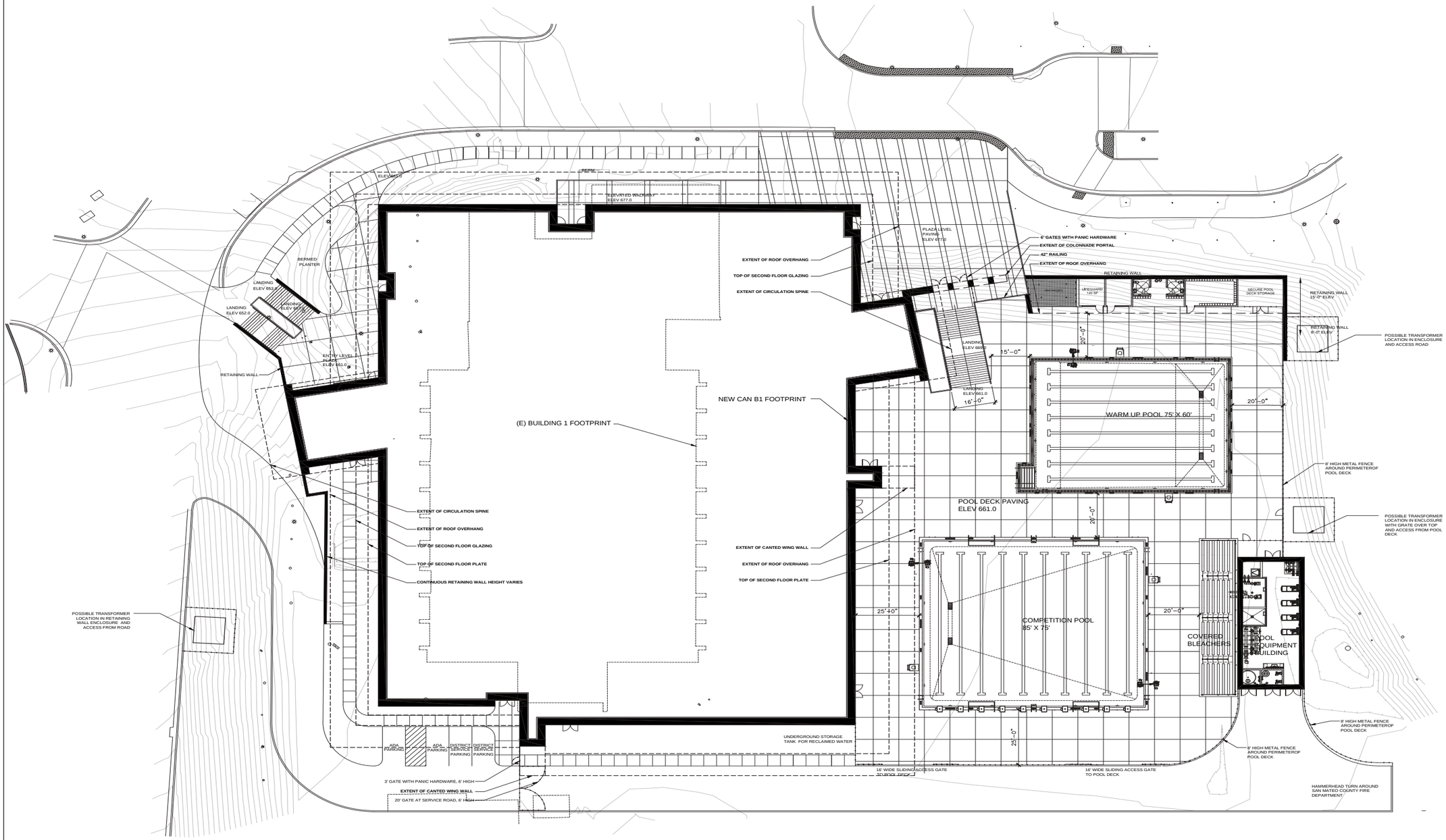

0 16' 32'

SCALE: 1/16" = 1'-0"

OVERALL SITE PLAN 1

BC|A

architecture
planning
interiors

BCA Architects
505 S. Market St.
San Jose, California 95113
[T] 408.588.3800
[F] 408.588.3805
www.BCAarchitects.com

ARCHITECT	ENGINEER
LICENCED ARCHITECT PAUL CURTIS BUNTON No. C018659 Ren.: 9/30/15 STATE OF CALIFORNIA	

GENERAL NOTES

1. This sheet is part of a set and is not to be used alone.
2. This sheet is not to be used for construction unless the architect's stamp and signature appear on the drawings and the status box indicates drawings have been released for construction.
3. These plans and prints thereof, as instruments of service, are owned by the architect and are for use on this project only. Reproduction and/or distribution without the prior written consent of the architect is forbidden.
4. Copyright Bunton Clifford Associates, 2014

REVISION HISTORY

NO.	REMARKS	DATE

DRAWING STATUS — DATE

- ○ DSA PLAN CHECK
- ○ DSA BACK CHECK
- ○ BIDDING
- ○ CONSTRUCTION

FILE NO. ##-##

IDENTIFICATION STAMP DIV. OF THE STATE ARCHITECT

01- ######

AC_____ FLS_____ SS_____

DATE_____

DESIGN DEVELOPEMENT

CENTER FOR KINESIOLOGY
AND HUMAN PERFORMANCE

-

SAN MATEO, CA 94401

SITE PLAN OVERALL

Date	Drawing Number
05/20/2015	A1.0
Scale: AS NOTED	
Project Number: ######	

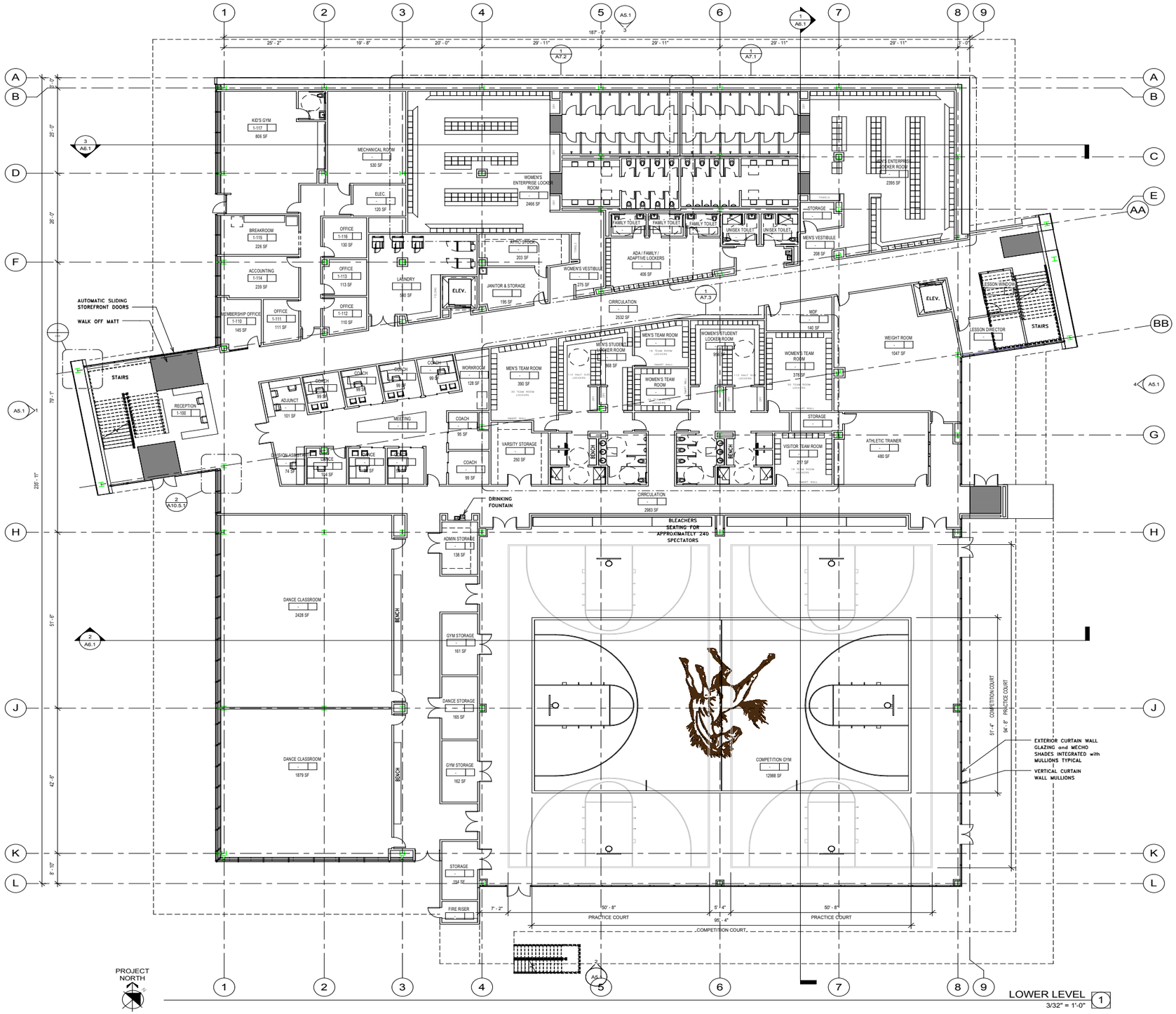

KEYNOTES

GENERAL NOTES

A. STANDARD DOOR DISTANCES/CLEARANCES ARE AS FOLLOWS:

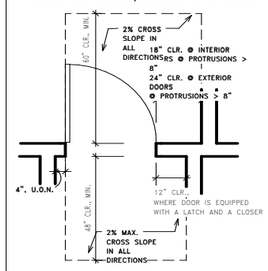

B. THE FLOOR OR LANDING LENGTH ON EACH SIDE OF AN EXIT DOOR SHALL BE LEVEL (MAX. SLOPE 1/4" PER FOOT) AND CLEAR AT LEAST 60 INCHES IN THE DIRECTION OF THE DOOR SWING (PULL SIDE) AND 48 INCHES ON THE PUSH SIDE, WHEN MEASURED AT RIGHT ANGLES FROM DOOR IN CLOSED POSITION. THE CLEAR WIDTH SHALL EXTEND 24 INCHES BEYOND THE STRIKE ON THE PULL SIDE OF ALL EXTERIOR EXIT DOORS AND 18 INCHES FOR INTERIOR EXIT DOORS. THE CLEAR WIDTH SHALL EXTEND 12 INCHES BEYOND THE STRIKE EDGE OF THE PUSH SIDE OF ALL EXIT DOORS. DOORS SHALL BE EQUIPPED W/ BOTH A LATCH AND CLOSER.

C. SEE SHEETS AX.XX, AX.XX & AX.XX FOR DOOR, WINDOW AND FINISH TYPES. SEE SHEETS AX.XX–AX.XX FOR DOOR, WINDOW, CURTAIN WALL AND FINISH SCHEDULES.

D. PROVIDE STUD FRAMING FOR OPENINGS AS INDICATED ON DRAWINGS AX.XX & AX.XX FOR DOOR AND WINDOW DETAILS.

E. PROVIDE BACKING IN STUD WALLS FOR ALL WALL–MOUNTED CABINETS AND ACCESSORIES, TYP., SEE DETAILS X & X/AX.XX

F. FIN FLOOR 0'–0" AT FIRST FLOOR, U.N.O. FOR DATUM SEE CIVIL PLANS

LEGEND

- 30"x 48" ACCESSIBLE CLEAR SPACE
- 60" DIA. CLEAR SPACE FOR SINGLE WHEELCHAIR
- CONCRETE WALL SEE STRUCTURAL DRAWINGS
- F.E.C. — FIRE EXTINGUISHER CABINET
- DOOR TYPE, SEE DOOR SCHEDULE, SHEET
- WINDOW TYPE, SEE WINDOW SCHEDULE ON SHEET

BC|A
architecture
planning
interiors

BCA Architects
505 S. Market St.
San Jose, California 95113
[T] 408.588.3800
[F] 408.588.3805
www.BCAarchitects.com

ARCHITECT	ENGINEER
LICENSED ARCHITECT ALEXANDRIA BURTON LESSON No. C018659 Ren.: 9/30/15 STATE OF CALIFORNIA	

GENERAL NOTES:
1. This sheet is part of a set and is not to be used alone.
2. This sheet is not to be used for construction unless the architect's stamp and signature appear on the drawings and the status box indicates drawings have been released for construction.
3. These plans and prints thereof, as instruments of service, are owned by the architect and are for use on this project only. Reproduction and/or distribution without the prior written consent of the architect is forbidden.
4. Copyright Bunton Clifford Associates, 2015

REVISION HISTORY	NO.	REMARKS	DATE

DRAWING STATUS	DATE
○ DSA PLAN CHECK	—
○ DSA BACK CHECK	—
○ BIDDING	—
○ CONSTRUCTION	—

FILE NO. ##-##
IDENTIFICATION STAMP DIV. OF THE STATE ARCHITECT
##- ######
A/C ____ FLS ____ SS ____
DATE ____

KEY PLAN

SCHEMATIC DESIGN

CENTER FOR KINESIOLOGY AND HUMAN PERFORMANCE

SAN MATEO, CA 94402

LOWER LEVEL FLOOR PLAN

Date	Drawing Number
6/30/15	A2.1
Scale: As indicated	
Project Number: 14040	

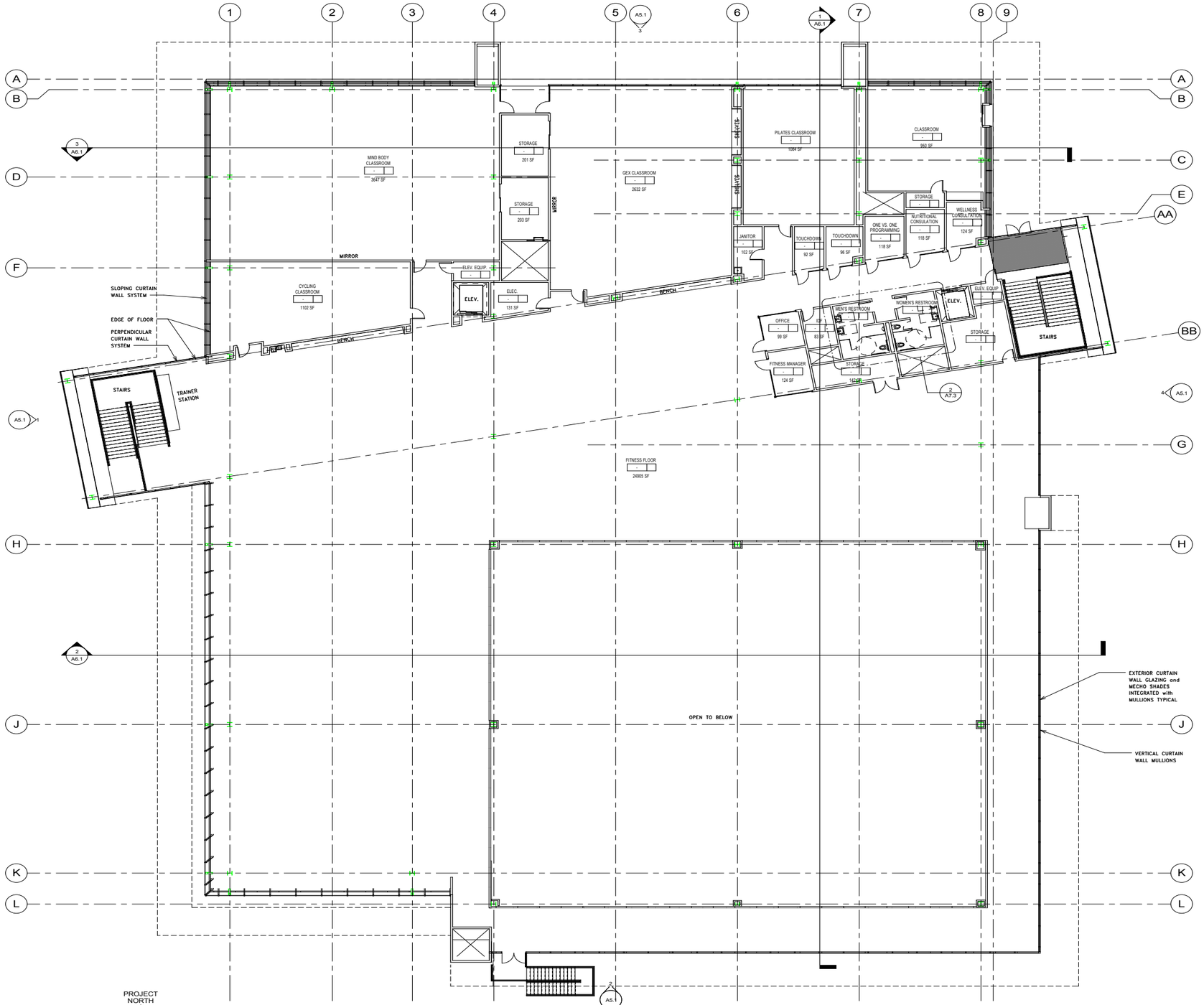

UPPER LEVEL 1
3/32" = 1'-0"

GENERAL NOTES

A. STANDARD DOOR DISTANCES/CLEARANCES ARE AS FOLLOWS:

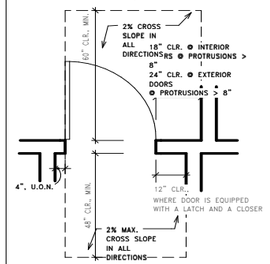

B. THE FLOOR OR LANDING LENGTH ON EACH SIDE OF AN EXIT DOOR SHALL BE LEVEL (MAX. SLOPE 1/4" PER FOOT) AND CLEAR AT LEAST 60 INCHES IN THE DIRECTION OF THE DOOR SWING (PULL SIDE) AND 48 INCHES ON THE PUSH SIDE, WHEN MEASURED AT RIGHT ANGLES FROM DOOR IN CLOSED POSITION. THE CLEAR WIDTH SHALL EXTEND 24 INCHES BEYOND THE STRIKE ON THE PULL SIDE OF ALL EXTERIOR EXIT DOORS AND 18 INCHES FOR INTERIOR EXIT DOORS. THE CLEAR WIDTH SHALL EXTEND 12 INCHES BEYOND THE STRIKE EDGE OF THE PUSH SIDE OF ALL EXIT DOORS. DOORS SHALL BE EQUIPPED W/ BOTH A LATCH AND CLOSER.

C. SEE SHEETS AX.XX, AX.XX & AX.XX FOR DOOR, WINDOW AND FINISH TYPES. SEE SHEETS AX.XX–AX.XX FOR DOOR, WINDOW, CURTAIN WALL AND FINISH SCHEDULES.

D. PROVIDE STUD FRAMING FOR OPENINGS AS INDICATED ON DRAWINGS AX.XX & AX.XX FOR DOOR AND WINDOW DETAILS.

E. PROVIDE BACKING IN STUD WALLS FOR ALL WALL–MOUNTED CABINETS AND ACCESSORIES, TYP., SEE DETAILS X & X/AX.XX

F. FIN FLOOR 0'–0" AT FIRST FLOOR, U.N.O. FOR DATUM SEE CIVIL PLANS

LEGEND

- 30"x 48" ACCESSIBLE CLEAR SPACE
- 60" DIA. CLEAR SPACE FOR SINGLE WHEELCHAIR
- CONCRETE WALL SEE STRUCTURAL DRAWINGS
- F.E.C. — FIRE EXTINGUISHER CABINET
- DOOR TYPE, SEE DOOR SCHEDULE, SHEET
- WINDOW TYPE, SEE WINDOW SCHEDULE ON SHEET

BC
architecture
planning
interiors

BCA Architects
505 S. Market St.
San Jose, California 95113
[T] 408.588.3800
[F] 408.588.3805
www.BCAarchitects.com

ARCHITECT	ENGINEER
LICENSED ARCHITECT — KEITH CURTIS BUNTON — No. C018659 Ren.: 9/30/15 — STATE OF CALIFORNIA	

GENERAL NOTES:
1. This sheet is part of a set and is not to be used alone.
2. This sheet is not to be used for construction unless the architect's stamp and signature appear on the drawings and the status box indicates drawings have been released for construction.
3. These plans and prints thereof, as instruments of service, are owned by the architect and are for use on this project only. Reproduction and/or distribution without the prior written consent of the architect is forbidden.
4. Copyright Bunton Clifford Associates, 2015

REVISION HISTORY	NO.	REMARKS	DATE

DRAWING STATUS	DATE
DSA PLAN CHECK	--
DSA BACK CHECK	--
BIDDING	--
CONSTRUCTION	--

FILE NO. ##-##
IDENTIFICATION STAMP
DIV. OF THE STATE ARCHITECT
##- ######
AC ____ FLS ____ SS ____
DATE ____

KEY PLAN

SCHEMATIC DESIGN

CENTER FOR KINESIOLOGY

AND HUMAN PERFORMANCE

SAN MATEO, CA 94402

UPPER LEVEL FLOOR PLAN

Date 6/30/15
Scale As indicated
Project Number 14040
Drawing Number **A2.2**



4C. SMCCCD REFERENCE MATERIAL

Concept/Program Design and Reference Documents

Integrated Program per RFP 86730 dated 05/16/2015 (see Appendix 4B)

Design Standards and Construction Specifications per 00 73 06, dated 06/01/2015

“Available” Documents per 00 31 19:

1. Preliminary Geotechnical Engineering Investigation, dated 8/22/14 by AST
2. Additional Borings; Addendum Report, dated 5/31/2016 by AST
3. Geotechnical Engineering Investigation, Lot 6 Expansion, dated 5/20/2015 by AST
4. Topographical survey of the CAN B1 site by CSW
5. Topographic survey of Lot 6 Expansion site by CSW
6. As-built drawings of the existing gym, CAN B1 (1967)
7. As-built drawings of the CAN Gateways project (2010)

Hazardous Materials Survey Report, dated 02/05/2016 per RFP 86730 Attachment 1E.



SAN MATEO COUNTY COMMUNITY COLLEGE DISTRICT



BLACH
CONSTRUCTION

E|L|S
ARCHITECTURE AND URBAN DESIGN

CAÑADA COLLEGE KINESIOLOGY AND WELLNESS BUILDING

SAN MATEO COMMUNITY COLLEGE DISTRICT

3401 CSM DRIVE
SAN MATEO, CA 94402

PROJECT NUMBER:
201619.00

SD PRICING PACKAGE

01/26/2017

NUMBER	DATE	DESCRIPTION

BLACH CONSTRUCTION

E|L|S ARCHITECTURE AND URBAN DESIGN

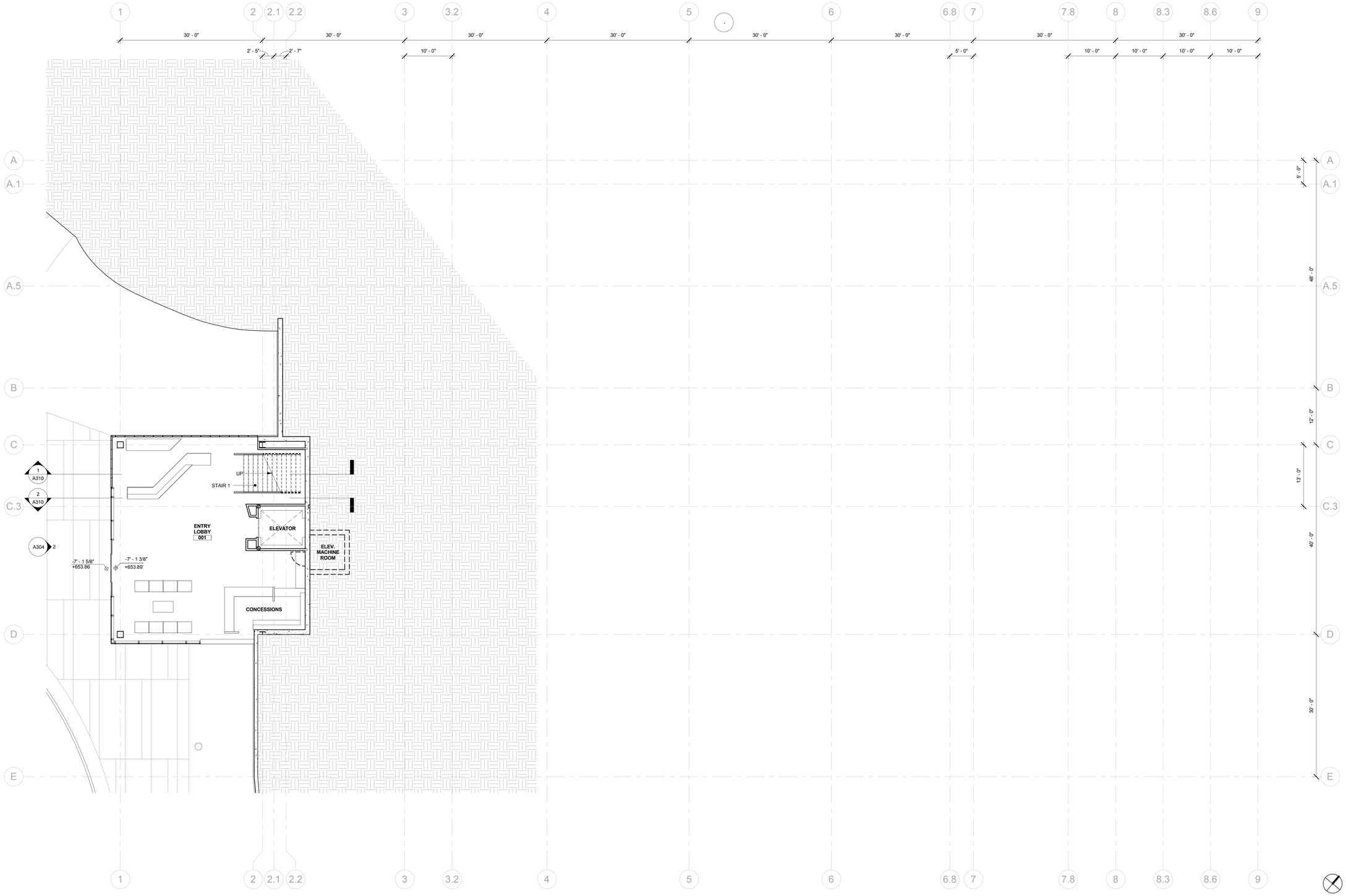

1 ENTRY LEVEL - FLOOR PLAN
1/8" = 1'-0"

GENERAL NOTES

1. PAINT ALL STRUCTURAL STEEL COLUMNS, BEAMS AND TRUSSES EXPOSED TO PUBLIC VIEW WITH INTUMESCENT PAINT TO PROVIDE ONE-HOUR FIRE PROTECTION.
2. ALL STRUCTURAL STEEL COLUMNS, BEAMS AND TRUSSES CONCEALED OR NOT EXPOSED TO PUBLIC VIEW SHALL RECEIVE SPRAY-APPLIED FIRPROOFING TO PROVIDE ONE-HOUR FIRE PROTECTION.
3. TYPICAL NONLOAD BEARING PARTITIONS:
   LIGHT GUAGE METAL FRAMING WITH 5/8" GYPSUM WALL BOARD EACH SIDE (NON FIRE-RATED)
4. THE PROJECT IS LOCATED IN A WILDLIFE-URBAN INTERFACE FIRE AREA. EXTERIOR MATERIALS ARE REQUIRED TO MEET THE REQUIREMENTS OF CBC CHAPTER 7A. ALL GLAZING UNITS SHALL HAVE A MINIMUM OF ONE GLASS LITE THAT SHALL BE TEMPERED.
5. GLAZING AND SUN CONTROL:

   BASELINE DESIGN - 1 INCH INSULATED SOLARBAN 70XL STARPHIRE GLASS UNIT WITH LOW-E COATING AND INTERIOR AUTOMATED ROLLER SHADES

   ALTERNATE DESIGN: 1 INCH INSULATED ELECTROCHROMIC GLASS (VIEW DYNAMIC GLASS) WITHOUT SHADES

BLACH CONSTRUCTION

E|L|S ARCHITECTURE AND URBAN DESIGN

PROJECT:

CAÑADA COLLEGE KINESIOLOGY AND WELLNESS BUILDING

BUILDING 1

PROJECT NUMBER:
201619

CLIENT:
SAN MATEO COMMUNITY COLLEGE DISTRICT

3401 CSM DRIVE
SAN MATEO, CA 94402

PROJECT TEAM:

BUILDER:
BLACH Construction
2244 Blach Place, Suite 100
San Jose, CA 95131
P: 408.244.7100

ARCHITECT:
ELS Architecture and Urban Design
2040 Addison St
Berkeley, CA 94704
P: 510.549.2929
F: 510.843.3304

CIVIL:
BKF
4670 Willow Rd Ste 250
Pleasanton, CA 94588
P: 925.396.7700

LANDSCAPE:
SWA
2200 Bridgeway
Sausalito, California 94965
P: 415.332.5100

STRUCTURAL:
FORELL/ELSESSER ENGINEERS, INC.
160 Pine Street, 6th Floor
San Francisco, CA 94111
P: 415.837.0700

MECHANICAL (Design/Build):
AGC Inc.
745-B Camden Ave
Campbell, CA 95008
P: 408.369.6305

ELECTRICAL (Design/Build):
Sprig Electric
1860 S. 10th St
San Jose, CA 95112
P: 415.536.7848

PLUMBING (Design/Build):
KDS Plumbing, Inc.
1071 N. 13th St
San Jose, CA 95112
P: 408.435.1685

FIRE PROTECTION (Design/Build):
RCM
350 Enterprise Place
Tracy, CA 95304
P: 209.833.8228

POOL CONSULTANT:
Water Technology, Inc.
100 Park Avenue, P.O. Box 614
Beaver Dam, Wisconsin 53916
P. 920.887.7375
F. 920.887.7999

REVISION		
NUMBER	DATE	DESCRIPTION

NOT FOR CONSTRUCTION

ISSUE:
SD PRICING PACKAGE

DATE:
01/26/2017

SHEET TITLE:
ENTRY LEVEL FLOOR PLAN

SHEET NUMBER:
A201

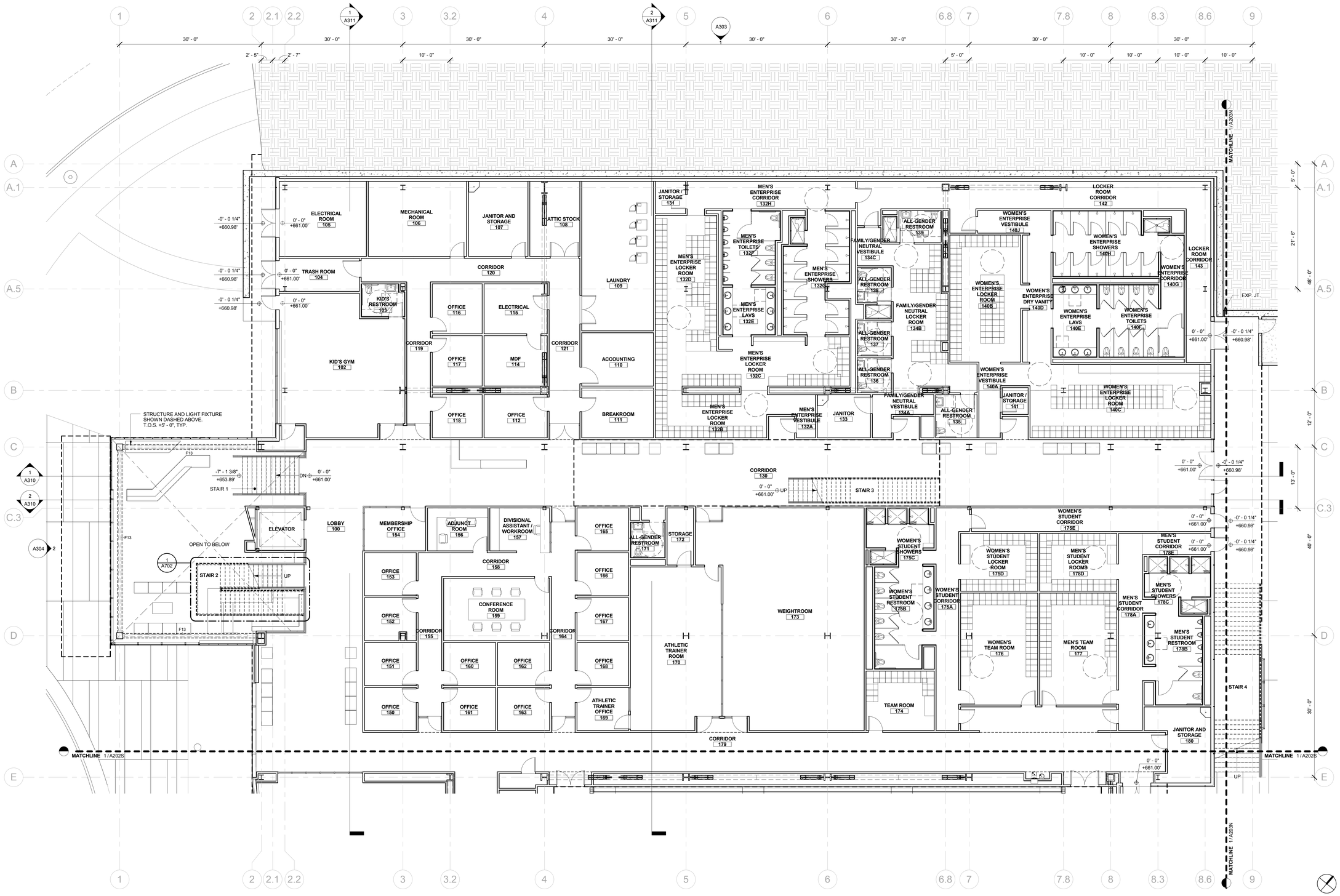

1 LEVEL 1 - FLOOR PLAN NORTH
1/8" = 1'-0"

GENERAL NOTES

1. PAINT ALL STRUCTURAL STEEL COLUMNS, BEAMS AND TRUSSES EXPOSED TO PUBLIC VIEW WITH INTUMESCENT PAINT TO PROVIDE ONE-HOUR FIRE PROTECTION.
2. ALL STRUCTURAL STEEL COLUMNS, BEAMS AND TRUSSES CONCEALED OR NOT EXPOSED TO PUBLIC VIEW SHALL RECEIVE SPRAY-APPLIED FIRPROOFING TO PROVIDE ONE-HOUR FIRE PROTECTION.
3. TYPICAL NONLOAD BEARING PARTITIONS:
   LIGHT GUAGE METAL FRAMING WITH 5/8" GYPSUM WALL BOARD EACH SIDE (NON FIRE-RATED)
4. THE PROJECT IS LOCATED IN A WILDLIFE-URBAN INTERFACE FIRE AREA. EXTERIOR MATERIALS ARE REQUIRED TO MEET THE REQUIREMENTS OF CBC CHAPTER 7A. ALL GLAZING UNITS SHALL HAVE A MINIMUM OF ONE GLASS LITE THAT SHALL BE TEMPERED.
5. GLAZING AND SUN CONTROL:

   BASELINE DESIGN - 1 INCH INSULATED SOLARBAN 70XL STARPHIRE GLASS UNIT WITH LOW-E COATING AND INTERIOR AUTOMATED ROLLER SHADES

   ALTERNATE DESIGN: 1 INCH INSULATED ELECTROCHROMIC GLASS (VIEW DYNAMIC GLASS) WITHOUT SHADES

BLACH CONSTRUCTION

E|L|S ARCHITECTURE AND URBAN DESIGN

PROJECT:

CAÑADA COLLEGE KINESIOLOGY AND WELLNESS BUILDING

BUILDING 1

PROJECT NUMBER:
201619

CLIENT:
SAN MATEO COMMUNITY COLLEGE DISTRICT

3401 CSM DRIVE
SAN MATEO, CA 94402

PROJECT TEAM:

BUILDER:
BLACH Construction
2244 Blach Place, Suite 100
San Jose, CA 95131
P: 408.244.7100

ARCHITECT:
ELS Architecture and Urban Design
2040 Addison St
Berkeley, CA 94704
P: 510.549.2929
F: 510.843.3304

CIVIL:
BKF
4670 Willow Rd Ste 250
Pleasanton, CA 94588
P: 925.396.7700

LANDSCAPE:
SWA
2200 Bridgeway
Sausalito, California 94965
P: 415.332.5100

STRUCTURAL:
FORELL/ELSESSER ENGINEERS, INC.
160 Pine Street, 6th Floor
San Francisco, CA 94111
P: 415.837.0700

MECHANICAL (Design/Build):
AGC Inc.
745-B Camden Ave
Campbell, CA 95008
P: 408.369.6305

ELECTRICAL (Design/Build):
Sprig Electric
1860 S. 10th St
San Jose, CA 95112
P: 415.536.7848

PLUMBING (Design/Build):
KDS Plumbing, Inc.
1071 N. 13th St
San Jose, CA 95112
P: 408.435.1685

FIRE PROTECTION (Design/Build):
RCM
350 Enterprise Place
Tracy, CA 95304
P: 209.833.8228

POOL CONSULTANT:
Water Technology, Inc.
100 Park Avenue, P.O. Box 614
Beaver Dam, Wisconsin 53916
P. 920.887.7375
F. 920.887.7999

REVISION		
NUMBER	DATE	DESCRIPTION

NOT FOR CONSTRUCTION

ISSUE:
SD PRICING PACKAGE

DATE:
01/26/2017

SHEET TITLE:
LEVEL 1 FLOOR PLAN - NORTH

SHEET NUMBER:
A202N

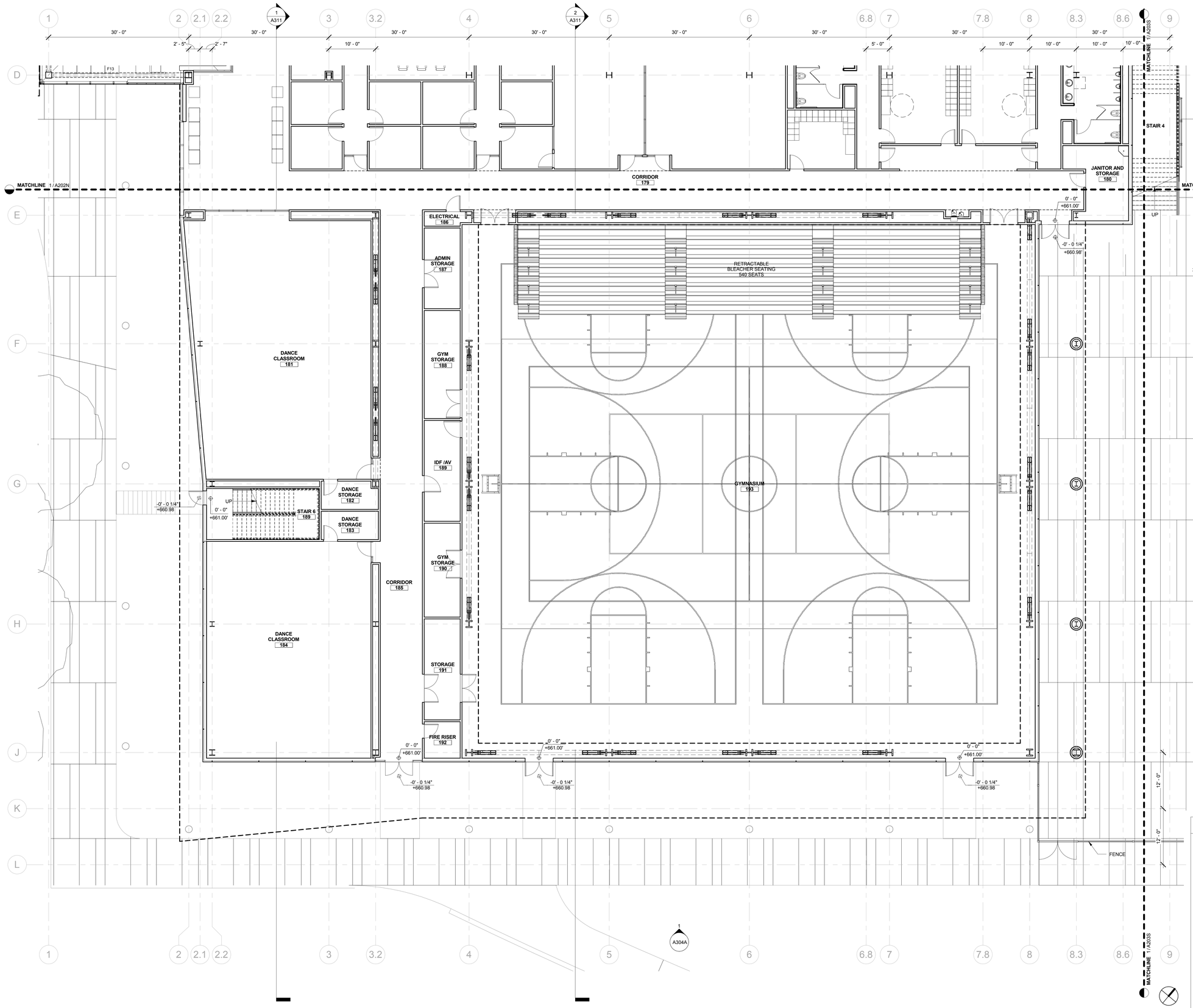

1 LEVEL 1 - FLOOR PLAN SOUTH
1/8" = 1'-0"

GENERAL NOTES

1. PAINT ALL STRUCTURAL STEEL COLUMNS, BEAMS AND TRUSSES EXPOSED TO PUBLIC VIEW WITH INTUMESCENT PAINT TO PROVIDE ONE-HOUR FIRE PROTECTION.
2. ALL STRUCTURAL STEEL COLUMNS, BEAMS AND TRUSSES CONCEALED OR NOT EXPOSED TO PUBLIC VIEW SHALL RECEIVE SPRAY-APPLIED FIRPROOFING TO PROVIDE ONE-HOUR FIRE PROTECTION.
3. TYPICAL NONLOAD BEARING PARTITIONS: LIGHT GAUGE METAL FRAMING WITH 5/8" GYPSUM WALL BOARD EACH SIDE (NON FIRE-RATED)
4. THE PROJECT IS LOCATED IN A WILDLIFE-URBAN INTERFACE FIRE AREA. EXTERIOR MATERIALS ARE REQUIRED TO MEET THE REQUIREMENTS OF CBC CHAPTER 7A. ALL GLAZING UNITS SHALL HAVE A MINIMUM OF ONE GLASS LITE THAT SHALL BE TEMPERED.
5. GLAZING AND SUN CONTROL:

   BASELINE DESIGN - 1 INCH INSULATED SOLARBAN 70XL STARPHIRE GLASS UNIT WITH LOW-E COATING AND INTERIOR AUTOMATED ROLLER SHADES

   ALTERNATE DESIGN: 1 INCH INSULATED ELECTROCHROMIC GLASS (VIEW DYNAMIC GLASS) WITHOUT SHADES

BLACH CONSTRUCTION

E|L|S ARCHITECTURE AND URBAN DESIGN

PROJECT:

CAÑADA COLLEGE KINESIOLOGY AND WELLNESS BUILDING

BUILDING 1

PROJECT NUMBER:
201619

CLIENT:
SAN MATEO COMMUNITY COLLEGE DISTRICT

3401 CSM DRIVE
SAN MATEO, CA 94402

PROJECT TEAM:

BUILDER:
BLACH Construction
2244 Blach Place, Suite 100
San Jose, CA 95131
P: 408.244.7100

ARCHITECT:
ELS Architecture and Urban Design
2040 Addison St
Berkeley, CA 94704
P: 510.549.2929
F: 510.843.3304

CIVIL:
BKF
4670 Willow Rd Ste 250
Pleasanton, CA 94588
P: 925.396.7700

LANDSCAPE:
SWA
2200 Bridgeway
Sausalito, California 94965
P: 415.332.5100

STRUCTURAL:
FORELL/ELSESSER ENGINEERS, INC.
160 Pine Street, 6th Floor
San Francisco, CA 94111
P: 415.837.0700

MECHANICAL (Design/Build):
AGC Inc.
745-B Camden Ave
Campbell, CA 95008
P: 408.369.6305

ELECTRICAL (Design/Build):
Sprig Electric
1860 S. 10th St
San Jose, CA 95112
P: 415.536.7848

PLUMBING (Design/Build):
KDS Plumbing, Inc.
1071 N. 13th St
San Jose, CA 95112
P: 408.435.1685

FIRE PROTECTION (Design/Build):
RCM
350 Enterprise Place
Tracy, CA 95304
P: 209.833.8228

POOL CONSULTANT:
Water Technology, Inc.
100 Park Avenue, P.O. Box 614
Beaver Dam, Wisconsin 53916
P. 920.887.7375
F. 920.887.7999

REVISION		
NUMBER	DATE	DESCRIPTION

NOT FOR CONSTRUCTION

ISSUE:
SD PRICING PACKAGE

DATE:
01/26/2017

SHEET TITLE:
LEVEL 1 FLOOR PLAN - SOUTH

SHEET NUMBER:
A202S

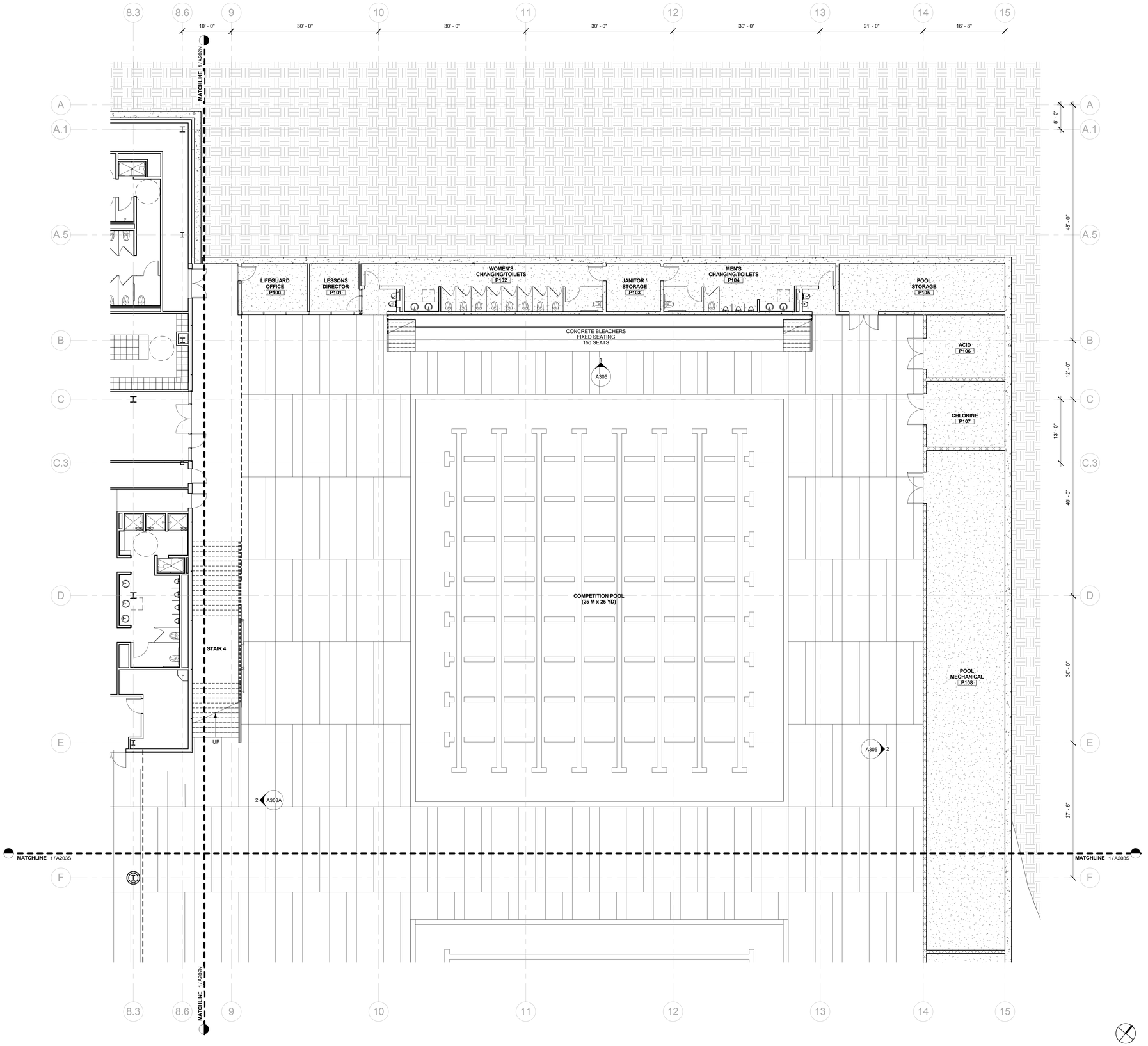

1 LEVEL 1 - POOL SUPPORT NORTH
1/8" = 1'-0"

GENERAL NOTES

1. PAINT ALL STRUCTURAL STEEL COLUMNS, BEAMS AND TRUSSES EXPOSED TO PUBLIC VIEW WITH INTUMESCENT PAINT TO PROVIDE ONE-HOUR FIRE PROTECTION.
2. ALL STRUCTURAL STEEL COLUMNS, BEAMS AND TRUSSES CONCEALED OR NOT EXPOSED TO PUBLIC VIEW SHALL RECEIVE SPRAY-APPLIED FIRPROOFING TO PROVIDE ONE-HOUR FIRE PROTECTION.
3. TYPICAL NONLOAD BEARING PARTITIONS: LIGHT GAUGE METAL FRAMING WITH 5/8" GYPSUM WALL BOARD EACH SIDE (NON FIRE-RATED)
4. THE PROJECT IS LOCATED IN A WILDLIFE-URBAN INTERFACE FIRE AREA. EXTERIOR MATERIALS ARE REQUIRED TO MEET THE REQUIREMENTS OF CBC CHAPTER 7A. ALL GLAZING UNITS SHALL HAVE A MINIMUM OF ONE GLASS LITE THAT SHALL BE TEMPERED.
5. GLAZING AND SUN CONTROL:

   BASELINE DESIGN - 1 INCH INSULATED SOLARBAN 70XL STARPHIRE GLASS UNIT WITH LOW-E COATING AND INTERIOR AUTOMATED ROLLER SHADES

   ALTERNATE DESIGN: 1 INCH INSULATED ELECTROCHROMIC GLASS (VIEW DYNAMIC GLASS) WITHOUT SHADES

BLACH CONSTRUCTION

E|L|S ARCHITECTURE AND URBAN DESIGN

PROJECT:

CAÑADA COLLEGE KINESIOLOGY AND WELLNESS BUILDING

BUILDING 1

PROJECT NUMBER:
201619

CLIENT:
SAN MATEO COMMUNITY COLLEGE DISTRICT

3401 CSM DRIVE
SAN MATEO, CA 94402

PROJECT TEAM:

BUILDER:
BLACH Construction
2244 Blach Place, Suite 100
San Jose, CA 95131
P: 408.244.7100

ARCHITECT:
ELS Architecture and Urban Design
2040 Addison St
Berkeley, CA 94704
P: 510.549.2929
F: 510.843.3304

CIVIL:
BKF
4670 Willow Rd Ste 250
Pleasanton, CA 94588
P: 925.396.7700

LANDSCAPE:
SWA
2200 Bridgeway
Sausalito, California 94965
P: 415.332.5100

STRUCTURAL:
FORELL/ELSESSER ENGINEERS, INC.
160 Pine Street, 6th Floor
San Francisco, CA 94111
P: 415.837.0700

MECHANICAL (Design/Build):
AGC Inc.
745-B Camden Ave
Campbell, CA 95008
P: 408.369.6305

ELECTRICAL (Design/Build):
Sprig Electric
1860 S. 10th St
San Jose, CA 95112
P: 415.536.7848

PLUMBING (Design/Build):
KDS Plumbing, Inc.
1071 N. 13th St
San Jose, CA 95112
P: 408.435.1685

FIRE PROTECTION (Design/Build):
RCM
350 Enterprise Place
Tracy, CA 95304
P: 209.833.8228

POOL CONSULTANT:
Water Technology, Inc.
100 Park Avenue, P.O. Box 614
Beaver Dam, Wisconsin 53916
P. 920.887.7375
F. 920.887.7999

REVISION		
NUMBER	DATE	DESCRIPTION

NOT FOR CONSTRUCTION

ISSUE:
SD PRICING PACKAGE

DATE:
01/26/2017

SHEET TITLE:
LEVEL 1 FLOOR PLAN - POOL SUPPORT - NORTH

SHEET NUMBER:
A203N

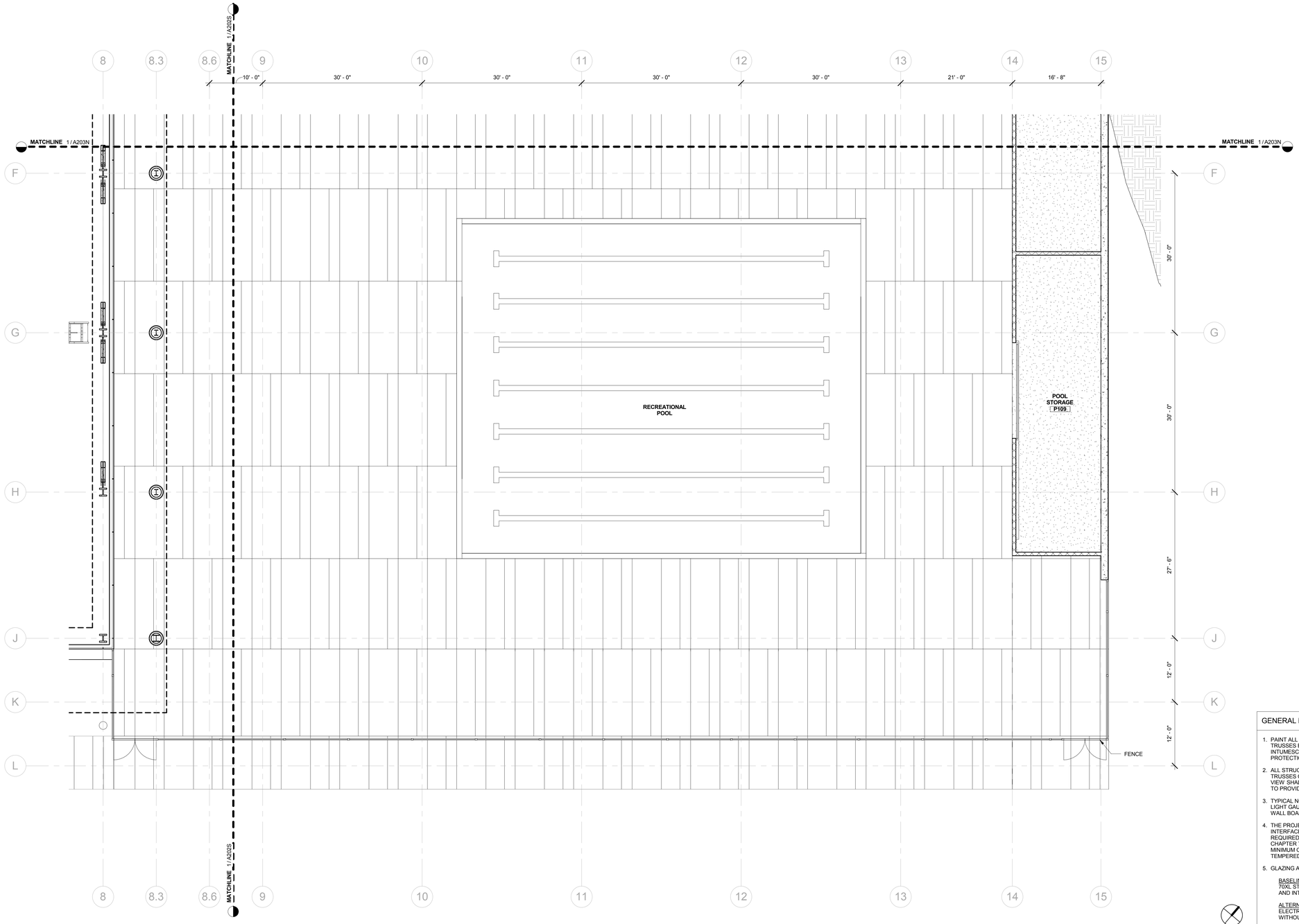

1 LEVEL 1 - POOL SUPPORT SOUTH
1/8" = 1'-0"

GENERAL NOTES

1. PAINT ALL STRUCTURAL STEEL COLUMNS, BEAMS AND TRUSSES EXPOSED TO PUBLIC VIEW WITH INTUMESCENT PAINT TO PROVIDE ONE-HOUR FIRE PROTECTION.
2. ALL STRUCTURAL STEEL COLUMNS, BEAMS AND TRUSSES CONCEALED OR NOT EXPOSED TO PUBLIC VIEW SHALL RECEIVE SPRAY-APPLIED FIRPROOFING TO PROVIDE ONE-HOUR FIRE PROTECTION.
3. TYPICAL NONLOAD BEARING PARTITIONS: LIGHT GAUGE METAL FRAMING WITH 5/8" GYPSUM WALL BOARD EACH SIDE (NON FIRE-RATED)
4. THE PROJECT IS LOCATED IN A WILDLIFE-URBAN INTERFACE FIRE AREA. EXTERIOR MATERIALS ARE REQUIRED TO MEET THE REQUIREMENTS OF CBC CHAPTER 7A. ALL GLAZING UNITS SHALL HAVE A MINIMUM OF ONE GLASS LITE THAT SHALL BE TEMPERED.
5. GLAZING AND SUN CONTROL:

   BASELINE DESIGN - 1 INCH INSULATED SOLARBAN 70XL STARPHIRE GLASS UNIT WITH LOW-E COATING AND INTERIOR AUTOMATED ROLLER SHADES

   ALTERNATE DESIGN: 1 INCH INSULATED ELECTROCHROMIC GLASS (VIEW DYNAMIC GLASS) WITHOUT SHADES

BLACH CONSTRUCTION

E|L|S ARCHITECTURE AND URBAN DESIGN

PROJECT:

CAÑADA COLLEGE KINESIOLOGY AND WELLNESS BUILDING

BUILDING 1

PROJECT NUMBER:
201619

CLIENT:
SAN MATEO COMMUNITY COLLEGE DISTRICT

3401 CSM DRIVE
SAN MATEO, CA 94402

PROJECT TEAM:

BUILDER:
BLACH Construction
2244 Blach Place, Suite 100
San Jose, CA 95131
P: 408.244.7100

ARCHITECT:
ELS Architecture and Urban Design
2040 Addison St
Berkeley, CA 94704
P: 510.549.2929
F: 510.843.3304

CIVIL:
BKF
4670 Willow Rd Ste 250
Pleasanton, CA 94588
P: 925.396.7700

LANDSCAPE:
SWA
2200 Bridgeway
Sausalito, California 94965
P: 415.332.5100

STRUCTURAL:
FORELL/ELSESSER ENGINEERS, INC.
160 Pine Street, 6th Floor
San Francisco, CA 94111
P: 415.837.0700

MECHANICAL (Design/Build):
AGC Inc.
745-B Camden Ave
Campbell, CA 95008
P: 408.369.6305

ELECTRICAL (Design/Build):
Sprig Electric
1860 S. 10th St
San Jose, CA 95112
P: 415.536.7848

PLUMBING (Design/Build):
KDS Plumbing, Inc.
1071 N. 13th St
San Jose, CA 95112
P: 408.435.1685

FIRE PROTECTION (Design/Build):
RCM
350 Enterprise Place
Tracy, CA 95304
P: 209.833.8228

POOL CONSULTANT:
Water Technology, Inc.
100 Park Avenue, P.O. Box 614
Beaver Dam, Wisconsin 53916
P: 920.887.7375
F. 920.887.7999

REVISION		
NUMBER	DATE	DESCRIPTION

NOT FOR CONSTRUCTION

ISSUE:
SD PRICING PACKAGE

DATE:
01/26/2017

SHEET TITLE:
LEVEL 1 FLOOR PLAN - POOL SUPPORT - SOUTH

SHEET NUMBER:
A203S

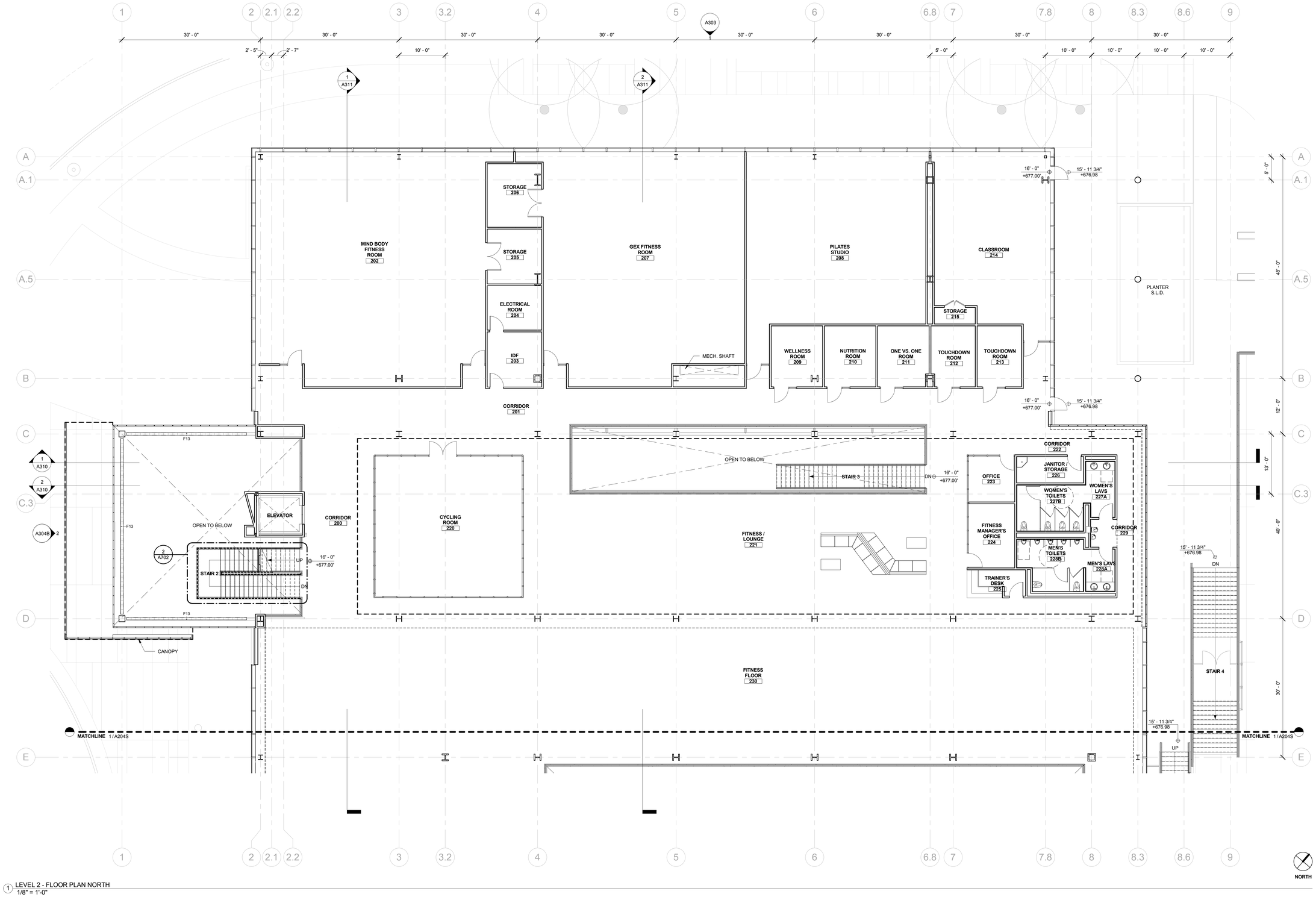

1 LEVEL 2 - FLOOR PLAN NORTH
1/8" = 1'-0"

GENERAL NOTES

1. PAINT ALL STRUCTURAL STEEL COLUMNS, BEAMS AND TRUSSES EXPOSED TO PUBLIC VIEW WITH INTUMESCENT PAINT TO PROVIDE ONE-HOUR FIRE PROTECTION.
2. ALL STRUCTURAL STEEL COLUMNS, BEAMS AND TRUSSES CONCEALED OR NOT EXPOSED TO PUBLIC VIEW SHALL RECEIVE SPRAY-APPLIED FIRPROOFING TO PROVIDE ONE-HOUR FIRE PROTECTION.
3. TYPICAL NONLOAD BEARING PARTITIONS:
   LIGHT GUAGE METAL FRAMING WITH 5/8" GYPSUM WALL BOARD EACH SIDE (NON FIRE-RATED)
4. THE PROJECT IS LOCATED IN A WILDLIFE-URBAN INTERFACE FIRE AREA. EXTERIOR MATERIALS ARE REQUIRED TO MEET THE REQUIREMENTS OF CBC CHAPTER 7A. ALL GLAZING UNITS SHALL HAVE A MINIMUM OF ONE GLASS LITE THAT SHALL BE TEMPERED.
5. GLAZING AND SUN CONTROL:

   BASELINE DESIGN - 1 INCH INSULATED SOLARBAN 70XL STARPHIRE GLASS UNIT WITH LOW-E COATING AND INTERIOR AUTOMATED ROLLER SHADES

   ALTERNATE DESIGN: 1 INCH INSULATED ELECTROCHROMIC GLASS (VIEW DYNAMIC GLASS) WITHOUT SHADES

BLACH CONSTRUCTION

ELS ARCHITECTURE AND URBAN DESIGN

PROJECT:

CAÑADA COLLEGE KINESIOLOGY AND WELLNESS BUILDING

BUILDING 1

PROJECT NUMBER:
201619

CLIENT:
SAN MATEO COMMUNITY COLLEGE DISTRICT

3401 CSM DRIVE
SAN MATEO, CA 94402

PROJECT TEAM:

BUILDER:
BLACH Construction
2244 Blach Place, Suite 100
San Jose, CA 95131
P: 408.244.7100

ARCHITECT:
ELS Architecture and Urban Design
2040 Addison St
Berkeley, CA 94704
P: 510.549.2929
F: 510.843.3304

CIVIL:
BKF
4670 Willow Rd Ste 250
Pleasanton, CA 94588
P: 925.396.7700

LANDSCAPE:
SWA
2200 Bridgeway
Sausalito, California 94965
P: 415.332.5100

STRUCTURAL:
FORELL/ELSESSER ENGINEERS, INC.
160 Pine Street, 6th Floor
San Francisco, CA 94111
P: 415.837.0700

MECHANICAL (Design/Build):
AGC Inc.
745-B Camden Ave
Campbell, CA 95008
P: 408.369.6305

ELECTRICAL (Design/Build):
Sprig Electric
1860 S. 10th St
San Jose, CA 95112
P: 415.536.7848

PLUMBING (Design/Build):
KDS Plumbing, Inc.
1071 N. 13th St
San Jose, CA 95112
P: 408.435.1685

FIRE PROTECTION (Design/Build):
RCM
350 Enterprise Place
Tracy, CA 95304
P: 209.833.8228

POOL CONSULTANT:
Water Technology, Inc.
100 Park Avenue, P.O. Box 614
Beaver Dam, Wisconsin 53916
P: 920.887.7375
F. 920.887.7999

REVISION		
NUMBER	DATE	DESCRIPTION

NOT FOR CONSTRUCTION

ISSUE:
SD PRICING PACKAGE

DATE:
01/26/2017

SHEET TITLE:
LEVEL 2 FLOOR PLAN - NORTH

SHEET NUMBER:
A204N

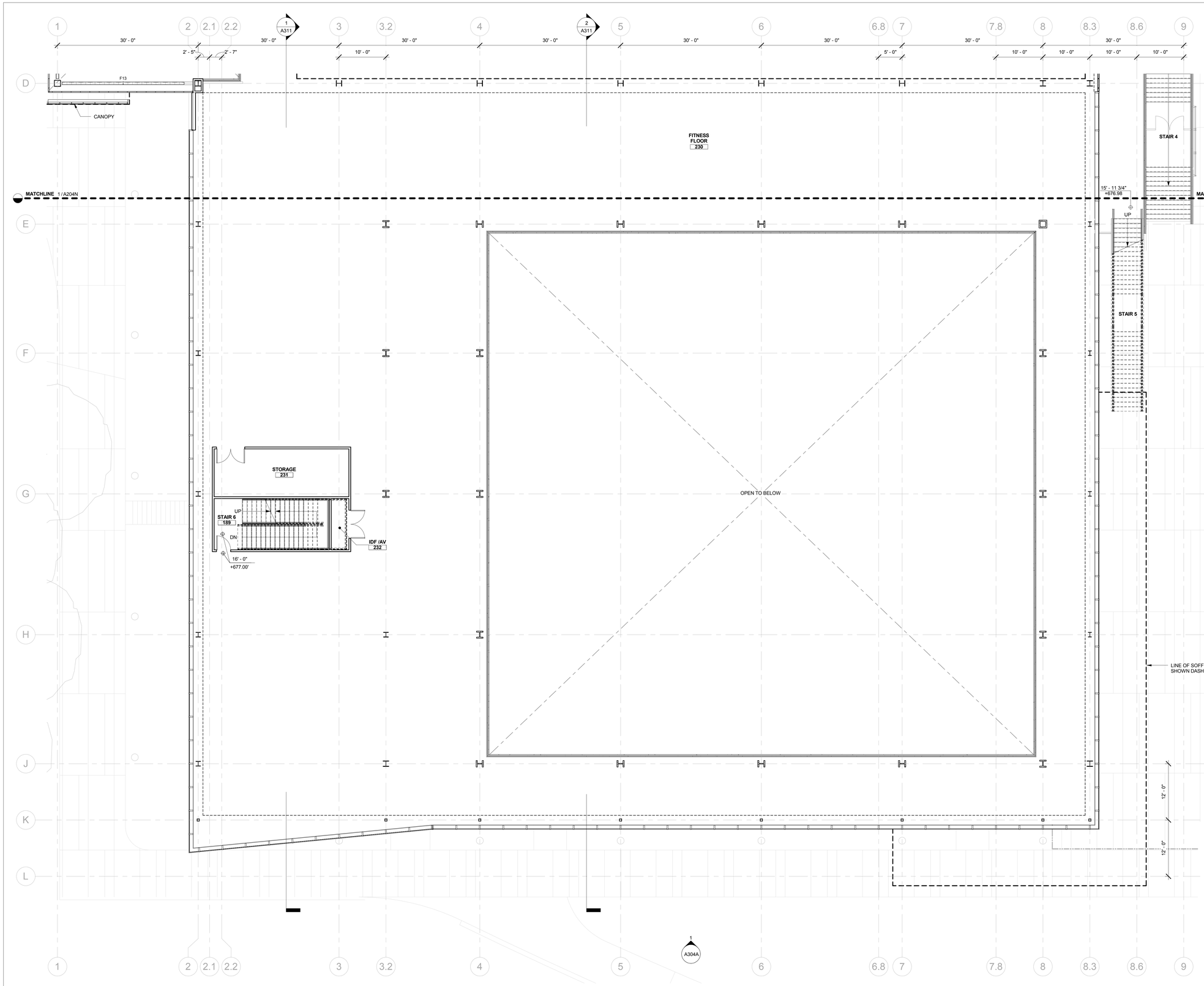

1 LEVEL 2 - FLOOR PLAN SOUTH
1/8" = 1'-0"

GENERAL NOTES

1. PAINT ALL STRUCTURAL STEEL COLUMNS, BEAMS AND TRUSSES EXPOSED TO PUBLIC VIEW WITH INTUMESCENT PAINT TO PROVIDE ONE-HOUR FIRE PROTECTION.
2. ALL STRUCTURAL STEEL COLUMNS, BEAMS AND TRUSSES CONCEALED OR NOT EXPOSED TO PUBLIC VIEW SHALL RECEIVE SPRAY-APPLIED FIRPROOFING TO PROVIDE ONE-HOUR FIRE PROTECTION.
3. TYPICAL NONLOAD BEARING PARTITIONS: LIGHT GAUGE METAL FRAMING WITH 5/8" GYPSUM WALL BOARD EACH SIDE (NON FIRE-RATED)
4. THE PROJECT IS LOCATED IN A WILDLIFE-URBAN INTERFACE FIRE AREA. EXTERIOR MATERIALS ARE REQUIRED TO MEET THE REQUIREMENTS OF CBC CHAPTER 7A. ALL GLAZING UNITS SHALL HAVE A MINIMUM OF ONE GLASS LITE THAT SHALL BE TEMPERED.
5. GLAZING AND SUN CONTROL:

   BASELINE DESIGN - 1 INCH INSULATED SOLARBAN 70XL STARPHIRE GLASS UNIT WITH LOW-E COATING AND INTERIOR AUTOMATED ROLLER SHADES

   ALTERNATE DESIGN: 1 INCH INSULATED ELECTROCHROMIC GLASS (VIEW DYNAMIC GLASS) WITHOUT SHADES

BLACH CONSTRUCTION

E|L|S ARCHITECTURE AND URBAN DESIGN

PROJECT:

CAÑADA COLLEGE KINESIOLOGY AND WELLNESS BUILDING

BUILDING 1

PROJECT NUMBER:
201619

CLIENT:
SAN MATEO COMMUNITY COLLEGE DISTRICT

3401 CSM DRIVE
SAN MATEO, CA 94402

PROJECT TEAM:

BUILDER:
BLACH Construction
2244 Blach Place, Suite 100
San Jose, CA 95131
P: 408.244.7100

ARCHITECT:
ELS Architecture and Urban Design
2040 Addison St
Berkeley, CA 94704
P: 510.549.2929
F: 510.843.3304

CIVIL:
BKF
4670 Willow Rd Ste 250
Pleasanton, CA 94588
P: 925.396.7700

LANDSCAPE:
SWA
2200 Bridgeway
Sausalito, California 94965
P: 415.332.5100

STRUCTURAL:
FORELL/ELSESSER ENGINEERS, INC.
160 Pine Street, 6th Floor
San Francisco, CA 94111
P: 415.837.0700

MECHANICAL (Design/Build):
AGC Inc.
745-B Camden Ave
Campbell, CA 95008
P: 408.369.6305

ELECTRICAL (Design/Build):
Sprig Electric
1860 S. 10th St
San Jose, CA 95112
P: 415.536.7848

PLUMBING (Design/Build):
KDS Plumbing, Inc.
1071 N. 13th St
San Jose, CA 95112
P: 408.435.1685

FIRE PROTECTION (Design/Build):
RCM
350 Enterprise Place
Tracy, CA 95304
P: 209.833.8228

POOL CONSULTANT:
Water Technology, Inc.
100 Park Avenue, P.O. Box 614
Beaver Dam, Wisconsin 53916
P. 920.887.7375
F. 920.887.7999

REVISION		
NUMBER	DATE	DESCRIPTION

NOT FOR CONSTRUCTION

ISSUE:
SD PRICING PACKAGE

DATE:
01/26/2017

SHEET TITLE:
LEVEL 2 FLOOR PLAN - SOUTH

SHEET NUMBER:
A204S

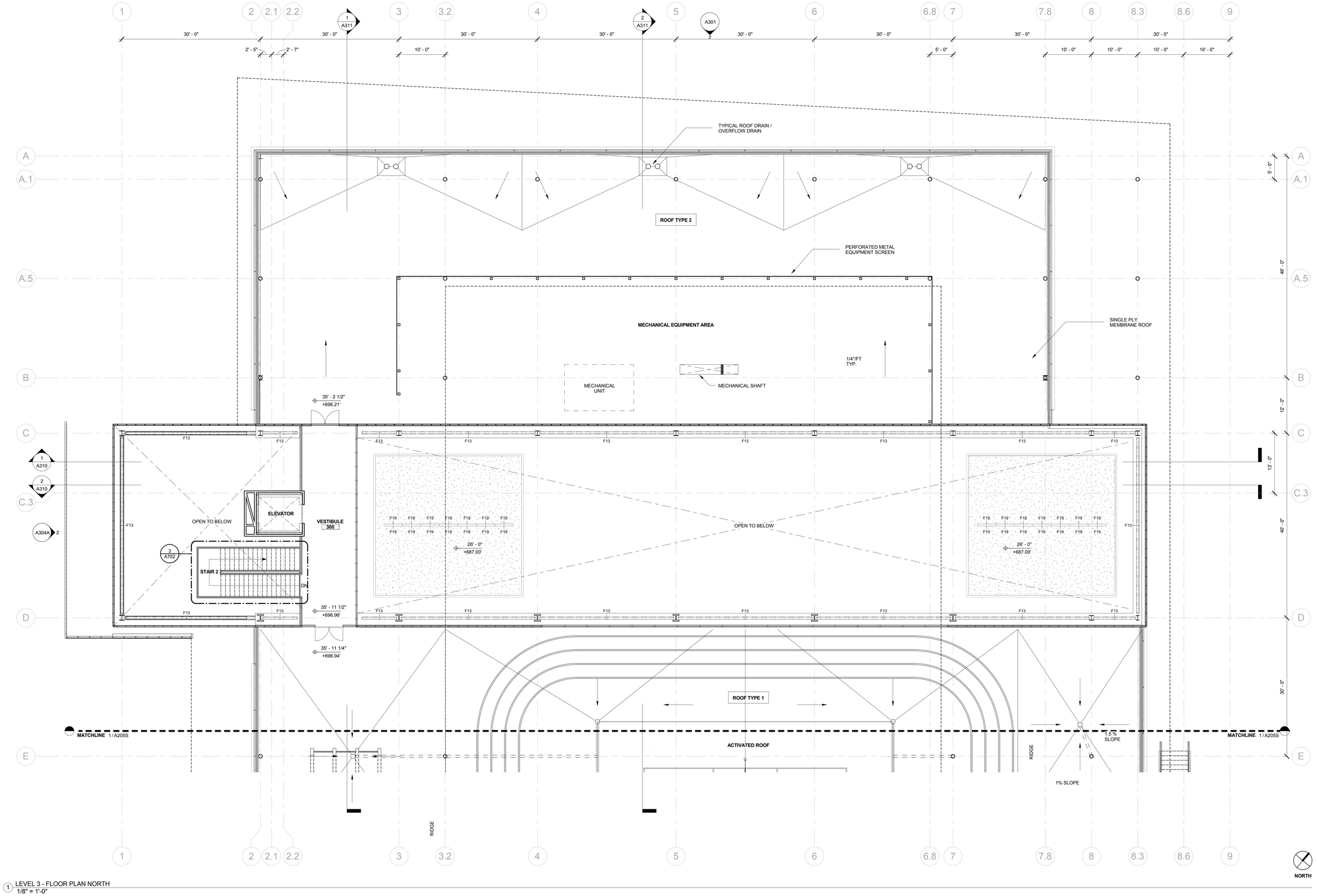

1 LEVEL 3 - FLOOR PLAN NORTH
1/8" = 1'-0"

GENERAL NOTES

1. PAINT ALL STRUCTURAL STEEL COLUMNS, BEAMS AND TRUSSES EXPOSED TO PUBLIC VIEW WITH INTUMESCENT PAINT TO PROVIDE ONE-HOUR FIRE PROTECTION.
2. ALL STRUCTURAL STEEL COLUMNS, BEAMS AND TRUSSES CONCEALED OR NOT EXPOSED TO PUBLIC VIEW SHALL RECEIVE SPRAY-APPLIED FIRPROOFING TO PROVIDE ONE-HOUR FIRE PROTECTION.
3. TYPICAL NONLOAD BEARING PARTITIONS:
   LIGHT GUAGE METAL FRAMING WITH 5/8" GYPSUM WALL BOARD EACH SIDE (NON FIRE-RATED)
4. THE PROJECT IS LOCATED IN A WILDLIFE-URBAN INTERFACE FIRE AREA. EXTERIOR MATERIALS ARE REQUIRED TO MEET THE REQUIREMENTS OF CBC CHAPTER 7A. ALL GLAZING UNITS SHALL HAVE A MINIMUM OF ONE GLASS LITE THAT SHALL BE TEMPERED.
5. GLAZING AND SUN CONTROL:
   BASELINE DESIGN - 1 INCH INSULATED SOLARBAN 70XL STARPHIRE GLASS UNIT WITH LOW-E COATING AND INTERIOR AUTOMATED ROLLER SHADES
   ALTERNATE DESIGN: 1 INCH INSULATED ELECTROCHROMIC GLASS (VIEW DYNAMIC GLASS) WITHOUT SHADES

BLACH CONSTRUCTION

ELS ARCHITECTURE AND URBAN DESIGN

PROJECT:

CAÑADA COLLEGE KINESIOLOGY AND WELLNESS BUILDING

BUILDING 1

PROJECT NUMBER:
201619

CLIENT:
SAN MATEO COMMUNITY COLLEGE DISTRICT

3401 CSM DRIVE
SAN MATEO, CA 94402

PROJECT TEAM:

BUILDER:
BLACH Construction
2244 Blach Place, Suite 100
San Jose, CA 95131
P: 408.244.7100

ARCHITECT:
ELS Architecture and Urban Design
2040 Addison St
Berkeley, CA 94704
P: 510.549.2929
F: 510.843.3304

CIVIL:
BKF
4670 Willow Rd Ste 250
Pleasanton, CA 94588
P: 925.396.7700

LANDSCAPE:
SWA
2200 Bridgeway
Sausalito, California 94965
P: 415.332.5100

STRUCTURAL:
FORELL/ELSESSER ENGINEERS, INC.
160 Pine Street, 6th Floor
San Francisco, CA 94111
P: 415.837.0700

MECHANICAL (Design/Build):
AGC Inc.
745-B Camden Ave
Campbell, CA 95008
P: 408.369.6305

ELECTRICAL (Design/Build):
Sprig Electric
1860 S. 10th St
San Jose, CA 95112
P: 415.536.7848

PLUMBING (Design/Build):
KDS Plumbing, Inc.
1071 N. 13th St
San Jose, CA 95112
P: 408.435.1685

FIRE PROTECTION (Design/Build):
RCM
350 Enterprise Place
Tracy, CA 95304
P: 209.833.8228

POOL CONSULTANT:
Water Technology, Inc.
100 Park Avenue, P.O. Box 614
Beaver Dam, Wisconsin 53916
P. 920.887.7375
F. 920.887.7999

REVISION		
NUMBER	DATE	DESCRIPTION

NOT FOR CONSTRUCTION

ISSUE:
SD PRICING PACKAGE

DATE:
01/26/2017

SHEET TITLE:
ACTIVATED ROOF LEVEL FLOOR PLAN - NORTH

SHEET NUMBER:
A205N

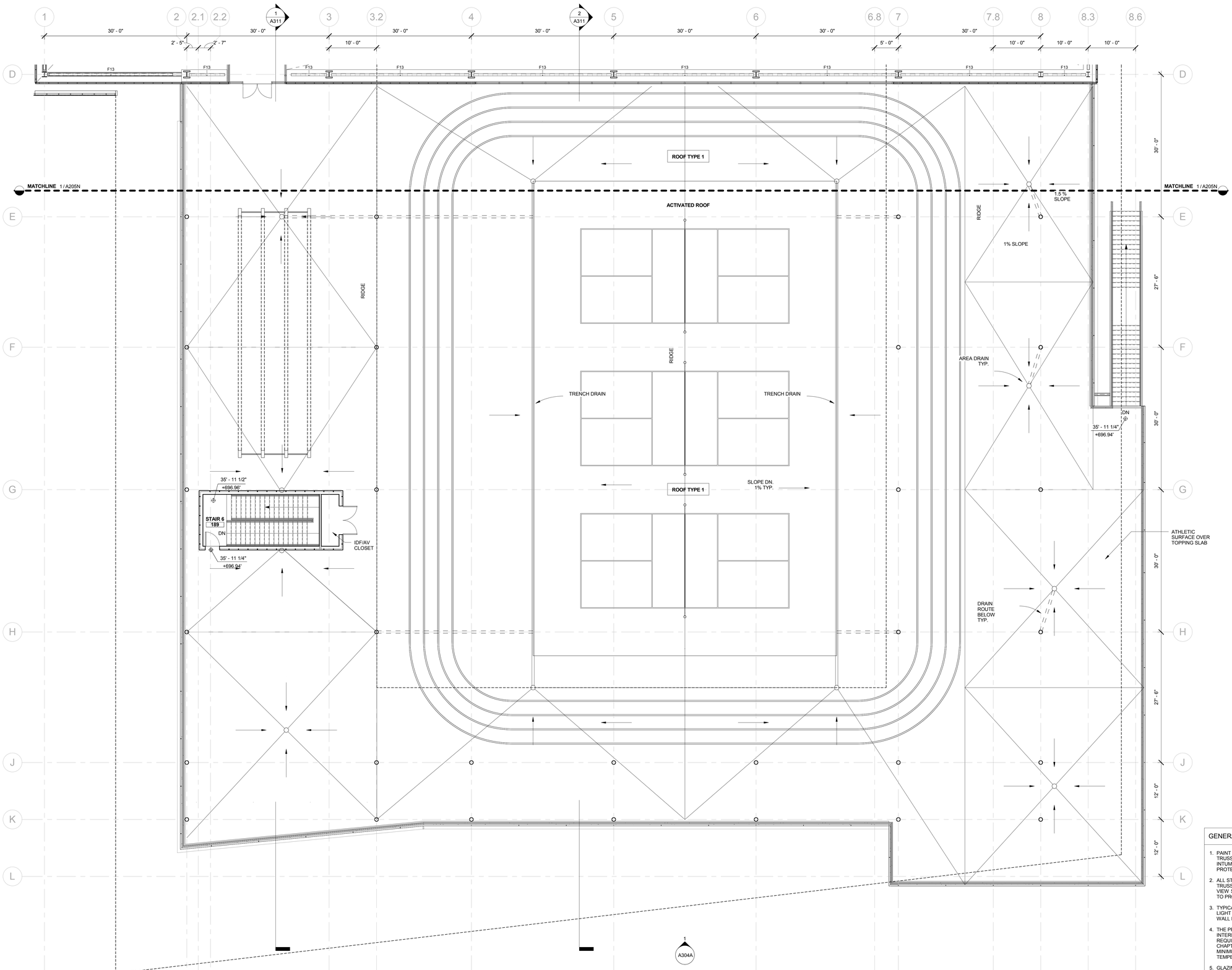

1 LEVEL 3 - FLOOR PLAN SOUTH
1/8" = 1'-0"

GENERAL NOTES

1. PAINT ALL STRUCTURAL STEEL COLUMNS, BEAMS AND TRUSSES EXPOSED TO PUBLIC VIEW WITH INTUMESCENT PAINT TO PROVIDE ONE-HOUR FIRE PROTECTION.
2. ALL STRUCTURAL STEEL COLUMNS, BEAMS AND TRUSSES CONCEALED OR NOT EXPOSED TO PUBLIC VIEW SHALL RECEIVE SPRAY-APPLIED FIRPROOFING TO PROVIDE ONE-HOUR FIRE PROTECTION.
3. TYPICAL NONLOAD BEARING PARTITIONS: LIGHT GAUGE METAL FRAMING WITH 5/8" GYPSUM WALL BOARD EACH SIDE (NON FIRE-RATED)
4. THE PROJECT IS LOCATED IN A WILDLIFE-URBAN INTERFACE FIRE AREA. EXTERIOR MATERIALS ARE REQUIRED TO MEET THE REQUIREMENTS OF CBC CHAPTER 7A. ALL GLAZING UNITS SHALL HAVE A MINIMUM OF ONE GLASS LITE THAT SHALL BE TEMPERED.
5. GLAZING AND SUN CONTROL:

   BASELINE DESIGN - 1 INCH INSULATED SOLARBAN 70XL STARPHIRE GLASS UNIT WITH LOW-E COATING AND INTERIOR AUTOMATED ROLLER SHADES

   ALTERNATE DESIGN: 1 INCH INSULATED ELECTROCHROMIC GLASS (VIEW DYNAMIC GLASS) WITHOUT SHADES

BLACH CONSTRUCTION

E|L|S
ARCHITECTURE AND URBAN DESIGN

PROJECT:

CAÑADA COLLEGE KINESIOLOGY AND WELLNESS BUILDING

BUILDING 1

PROJECT NUMBER:
201619

CLIENT:
SAN MATEO COMMUNITY COLLEGE DISTRICT

3401 CSM DRIVE
SAN MATEO, CA 94402

PROJECT TEAM:

BUILDER:
BLACH Construction
2244 Blach Place, Suite 100
San Jose, CA 95131
P: 408.244.7100

ARCHITECT:
ELS Architecture and Urban Design
2040 Addison St
Berkeley, CA 94704
P: 510.549.2929
F: 510.843.3304

CIVIL:
BKF
4670 Willow Rd Ste 250
Pleasanton, CA 94588
P: 925.396.7700

LANDSCAPE:
SWA
2200 Bridgeway
Sausalito, California 94965
P: 415.332.5100

STRUCTURAL:
FORELL/ELSESSER ENGINEERS, INC.
160 Pine Street, 6th Floor
San Francisco, CA 94111
P: 415.837.0700

MECHANICAL (Design/Build):
AGC Inc.
745-B Camden Ave
Campbell, CA 95008
P: 408.369.6305

ELECTRICAL (Design/Build):
Sprig Electric
1860 S. 10th St
San Jose, CA 95112
P: 415.536.7848

PLUMBING (Design/Build):
KDS Plumbing, Inc.
1071 N. 13th St
San Jose, CA 95112
P: 408.435.1685

FIRE PROTECTION (Design/Build):
RCM
350 Enterprise Place
Tracy, CA 95304
P: 209.833.8228

POOL CONSULTANT:
Water Technology, Inc.
100 Park Avenue, P.O. Box 614
Beaver Dam, Wisconsin 53916
P. 920.887.7375
F. 920.887.7999

REVISION		
NUMBER	DATE	DESCRIPTION

NOT FOR CONSTRUCTION

ISSUE:
SD PRICING PACKAGE

DATE:
01/26/2017

SHEET TITLE:
ACTIVATED ROOF LEVEL FLOOR PLAN - SOUTH

SHEET NUMBER:
A205S

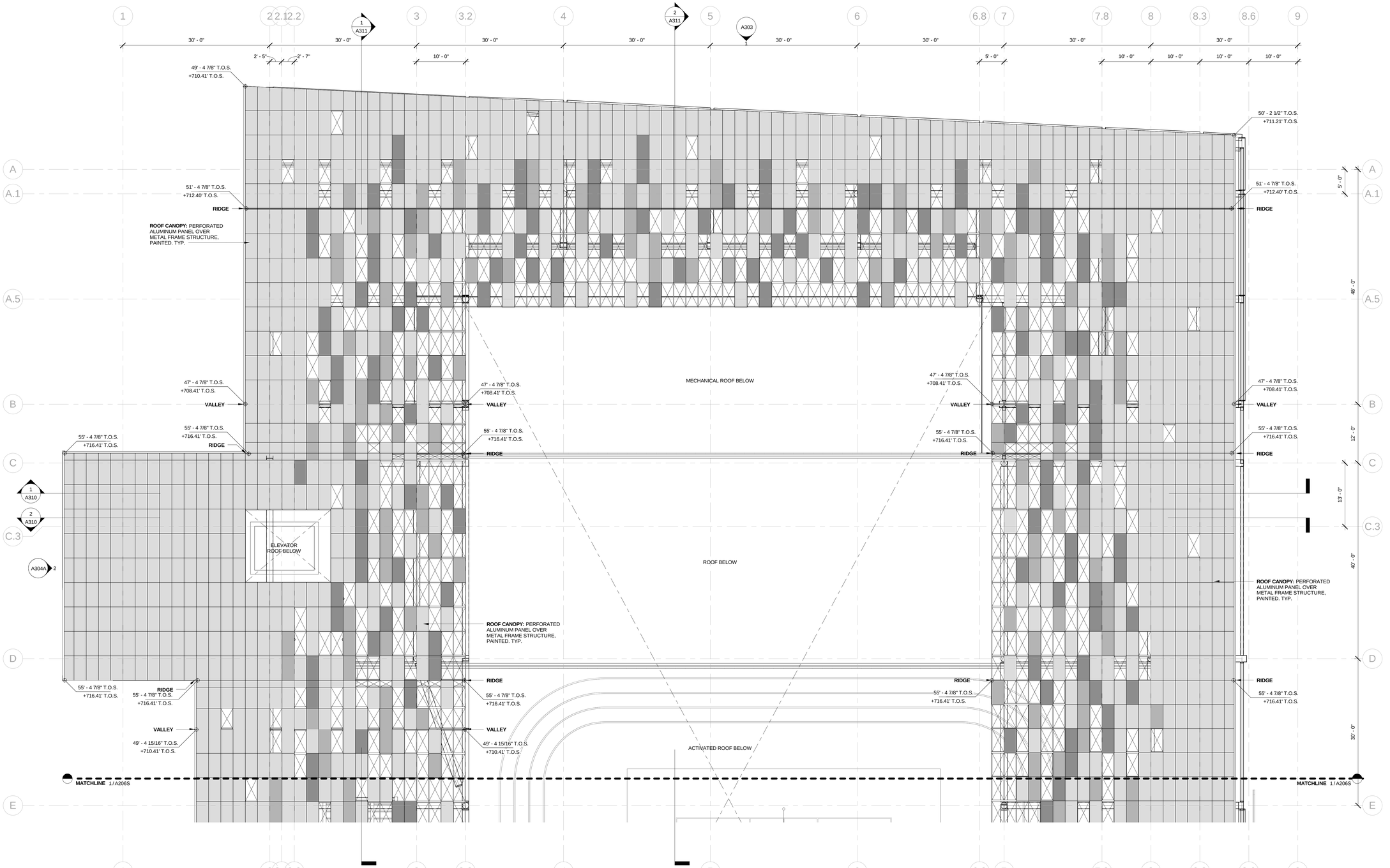

NORTH

1 ROOF CANOPY - FLOOR PLAN NORTH
1/8" = 1'-0"

ROOF CANOPY METAL PANEL TYPE LEGEND

ALL PANELS TO BE ALUMINUM WITH A 30% OPEN PERFORATED PATTERN, PAINTED.

- NO PANEL
- COLOR 1
- COLOR 2
- COLOR 3

GENERAL NOTES

1. PAINT ALL STRUCTURAL STEEL COLUMNS, BEAMS AND TRUSSES EXPOSED TO PUBLIC VIEW WITH INTUMESCENT PAINT TO PROVIDE ONE-HOUR FIRE PROTECTION.
2. ALL STRUCTURAL STEEL COLUMNS, BEAMS AND TRUSSES CONCEALED OR NOT EXPOSED TO PUBLIC VIEW SHALL RECEIVE SPRAY-APPLIED FIRPROOFING TO PROVIDE ONE-HOUR FIRE PROTECTION.
3. TYPICAL NONLOAD BEARING PARTITIONS:
   LIGHT GUAGE METAL FRAMING WITH 5/8" GYPSUM WALL BOARD EACH SIDE (NON FIRE-RATED)
4. THE PROJECT IS LOCATED IN A WILDLIFE-URBAN INTERFACE FIRE AREA. EXTERIOR MATERIALS ARE REQUIRED TO MEET THE REQUIREMENTS OF CBC CHAPTER 7A. ALL GLAZING UNITS SHALL HAVE A MINIMUM OF ONE GLASS LITE THAT SHALL BE TEMPERED.
5. GLAZING AND SUN CONTROL:

   BASELINE DESIGN - 1 INCH INSULATED SOLARBAN 70XL STARPHIRE GLASS UNIT WITH LOW-E COATING AND INTERIOR AUTOMATED ROLLER SHADES

   ALTERNATE DESIGN: 1 INCH INSULATED ELECTROCHROMIC GLASS (VIEW DYNAMIC GLASS) WITHOUT SHADES

BLACH CONSTRUCTION

E|L|S ARCHITECTURE AND URBAN DESIGN

PROJECT:

CAÑADA COLLEGE KINESIOLOGY AND WELLNESS BUILDING

BUILDING 1

PROJECT NUMBER:
201619

CLIENT:
SAN MATEO COMMUNITY COLLEGE DISTRICT

3401 CSM DRIVE
SAN MATEO, CA 94402

PROJECT TEAM:

BUILDER:
BLACH Construction
2244 Blach Place, Suite 100
San Jose, CA 95131
P: 408.244.7100

ARCHITECT:
ELS Architecture and Urban Design
2040 Addison St
Berkeley, CA 94704
P: 510.549.2929
F: 510.843.3304

CIVIL:
BKF
4670 Willow Rd Ste 250
Pleasanton, CA 94588
P: 925.396.7700

LANDSCAPE:
SWA
2200 Bridgeway
Sausalito, California 94965
P: 415.332.5100

STRUCTURAL:
FORELL/ELSESSER ENGINEERS, INC.
160 Pine Street, 6th Floor
San Francisco, CA 94111
P: 415.837.0700

MECHANICAL (Design/Build):
AGC Inc.
745-B Camden Ave
Campbell, CA 95008
P: 408.369.6305

ELECTRICAL (Design/Build):
Sprig Electric
1860 S. 10th St
San Jose, CA 95112
P: 415.536.7848

PLUMBING (Design/Build):
KDS Plumbing, Inc.
1071 N. 13th St
San Jose, CA 95112
P: 408.435.1685

FIRE PROTECTION (Design/Build):
RCM
350 Enterprise Place
Tracy, CA 95304
P: 209.833.8228

POOL CONSULTANT:
Water Technology, Inc.
100 Park Avenue, P.O. Box 614
Beaver Dam, Wisconsin 53916
P. 920.887.7375
F. 920.887.7999

REVISION		
NUMBER	DATE	DESCRIPTION

NOT FOR CONSTRUCTION

ISSUE:
SD PRICING PACKAGE

DATE:
01/26/2017

SHEET TITLE:
ROOF CANOPY PLAN - NORTH

SHEET NUMBER:
A206N



1 ROOF CANOPY - FLOOR PLAN SOUTH
1/8" = 1'-0"

ROOF CANOPY METAL PANEL TYPE LEGEND

ALL PANELS TO BE ALUMINUM WITH A 30% OPEN PERFORATED PATTERN, PAINTED.

- NO PANEL
- COLOR 1
- COLOR 2
- COLOR 3

GENERAL NOTES

1. PAINT ALL STRUCTURAL STEEL COLUMNS, BEAMS AND TRUSSES EXPOSED TO PUBLIC VIEW WITH INTUMESCENT PAINT TO PROVIDE ONE-HOUR FIRE PROTECTION.
2. ALL STRUCTURAL STEEL COLUMNS, BEAMS AND TRUSSES CONCEALED OR NOT EXPOSED TO PUBLIC VIEW SHALL RECEIVE SPRAY-APPLIED FIRPROOFING TO PROVIDE ONE-HOUR FIRE PROTECTION.
3. TYPICAL NONLOAD BEARING PARTITIONS: LIGHT GAUGE METAL FRAMING WITH 5/8" GYPSUM WALL BOARD EACH SIDE (NON FIRE-RATED)
4. THE PROJECT IS LOCATED IN A WILDLIFE-URBAN INTERFACE FIRE AREA. EXTERIOR MATERIALS ARE REQUIRED TO MEET THE REQUIREMENTS OF CBC CHAPTER 7A. ALL GLAZING UNITS SHALL HAVE A MINIMUM OF ONE GLASS LITE THAT SHALL BE TEMPERED.
5. GLAZING AND SUN CONTROL:

   BASELINE DESIGN - 1 INCH INSULATED SOLARBAN 70XL STARPHIRE GLASS UNIT WITH LOW-E COATING AND INTERIOR AUTOMATED ROLLER SHADES

   ALTERNATE DESIGN: 1 INCH INSULATED ELECTROCHROMIC GLASS (VIEW DYNAMIC GLASS) WITHOUT SHADES

BLACH CONSTRUCTION

E|L|S ARCHITECTURE AND URBAN DESIGN

PROJECT:

CAÑADA COLLEGE KINESIOLOGY AND WELLNESS BUILDING

BUILDING 1

PROJECT NUMBER:
201619

CLIENT:
SAN MATEO COMMUNITY COLLEGE DISTRICT

3401 CSM DRIVE
SAN MATEO, CA 94402

PROJECT TEAM:

BUILDER:
BLACH Construction
2244 Blach Place, Suite 100
San Jose, CA 95131
P: 408.244.7100

ARCHITECT:
ELS Architecture and Urban Design
2040 Addison St
Berkeley, CA 94704
P: 510.549.2929
F: 510.843.3304

CIVIL:
BKF
4670 Willow Rd Ste 250
Pleasanton, CA 94588
P: 925.396.7700

LANDSCAPE:
SWA
2200 Bridgeway
Sausalito, California 94965
P: 415.332.5100

STRUCTURAL:
FORELL/ELSESSER ENGINEERS, INC.
160 Pine Street, 6th Floor
San Francisco, CA 94111
P: 415.837.0700

MECHANICAL (Design/Build):
AGC Inc.
745-B Camden Ave
Campbell, CA 95008
P: 408.369.6305

ELECTRICAL (Design/Build):
Sprig Electric
1860 S. 10th St
San Jose, CA 95112
P: 415.536.7848

PLUMBING (Design/Build):
KDS Plumbing, Inc.
1071 N. 13th St
San Jose, CA 95112
P: 408.435.1685

FIRE PROTECTION (Design/Build):
RCM
350 Enterprise Place
Tracy, CA 95304
P: 209.833.8228

POOL CONSULTANT:
Water Technology, Inc.
100 Park Avenue, P.O. Box 614
Beaver Dam, Wisconsin 53916
P: 920.887.7375
F. 920.887.7999

REVISION		
NUMBER	DATE	DESCRIPTION

NOT FOR CONSTRUCTION

ISSUE:
SD PRICING PACKAGE

DATE:
01/26/2017

SHEET TITLE:
ROOF CANOPY PLAN - SOUTH

SHEET NUMBER:
A206S

L1 47,950 SF
GROSS BUILDING AREA

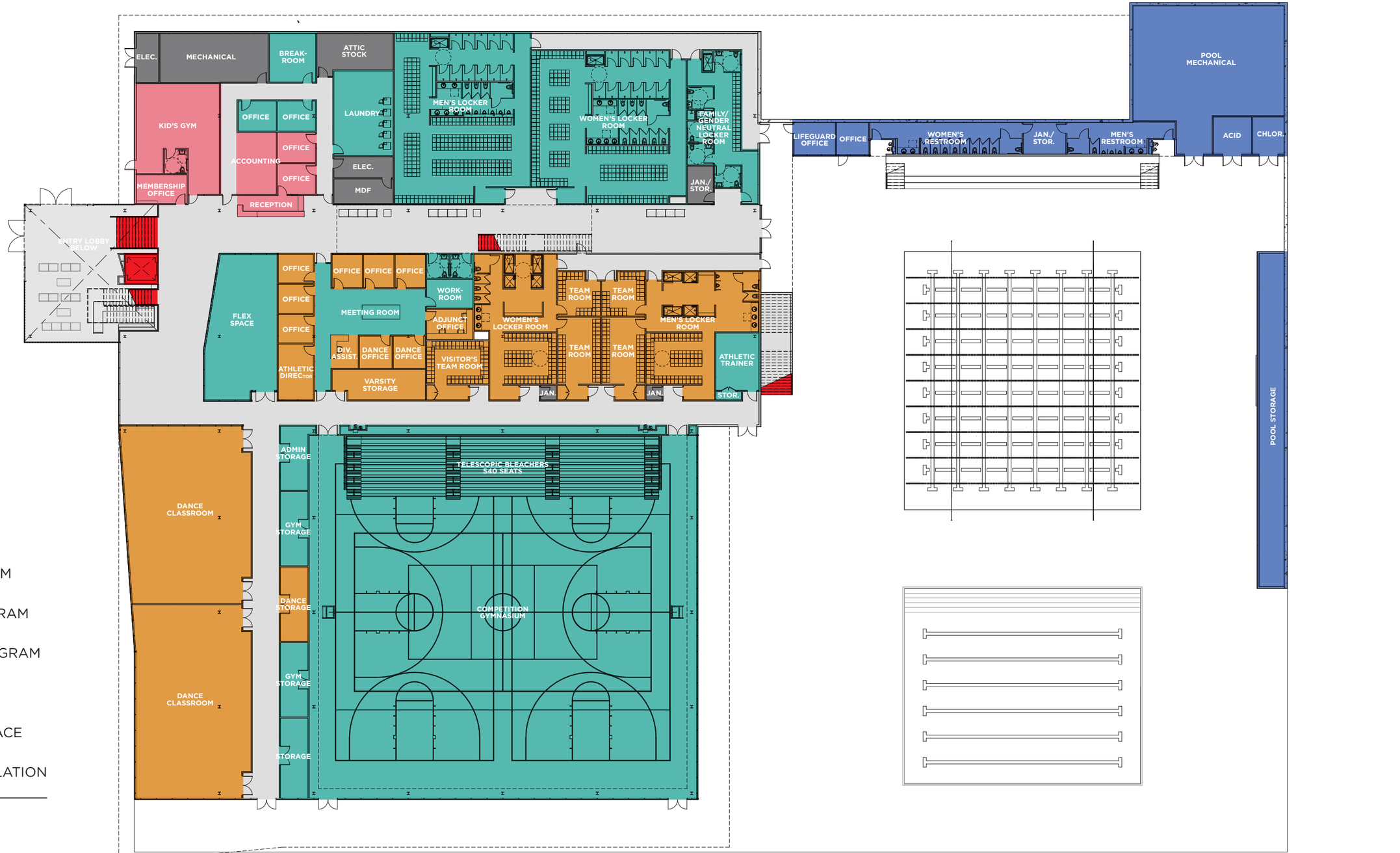

- SHARED PROGRAM
- ACADEMIC PROGRAM
- ENTERPRISE PROGRAM
- SHARED B.O.H.
- CIRCULATION SPACE
- VERTICAL CIRCULATION

- POOL SUPPORT

N

0' 20' 50' 100'

L1 34,950 SF
GROSS BUILDING AREA

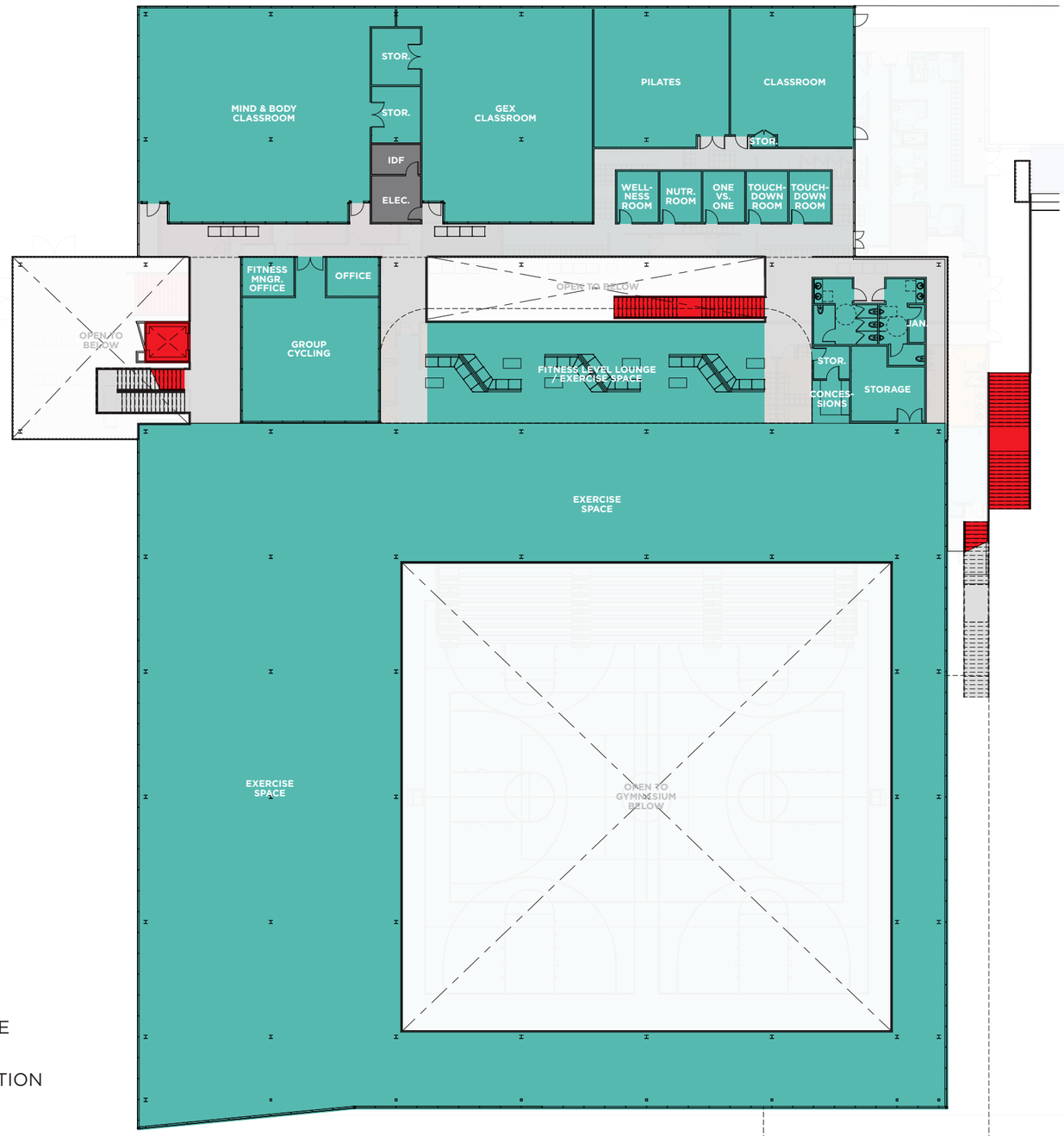

SHARED PROGRAM

SHARED B.O.H.

CIRCULATION SPACE

VERTICAL CIRCULATION

N

0' 20' 50' 100'

R OCCUPIABLE ROOF SPACE

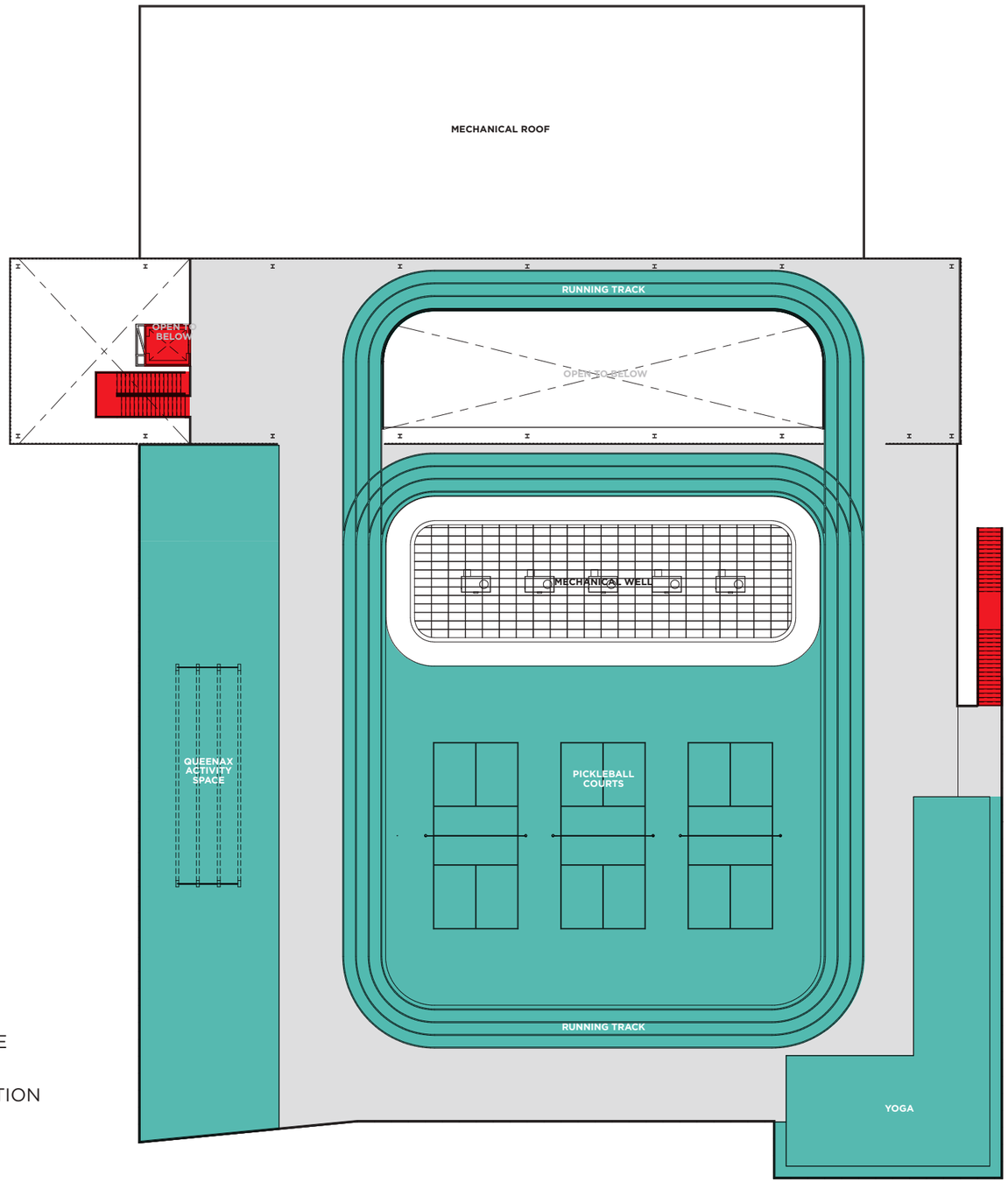

SHARED PROGRAM

SHARED B.O.H.

CIRCULATION SPACE

VERTICAL CIRCULATION

N

0' 20' 50' 100'

CAÑADA COLLEGE KINESIOLOGY AND WELLNESS BUILDING

CAN B1N

SAN MATEO COMMUNITY COLLEGE DISTRICT

3401 CSM DRIVE

SAN MATEO, CA 94402

PROJECT NUMBER:
201619.00

INCREMENT II

100% DESIGN DEVELOPMENT

07/17/2017

NUMBER	DATE	DESCRIPTION
1	08/14/2017	DATA & SECURITY

BLACH CONSTRUCTION

E|L|S ARCHITECTURE AND URBAN DESIGN

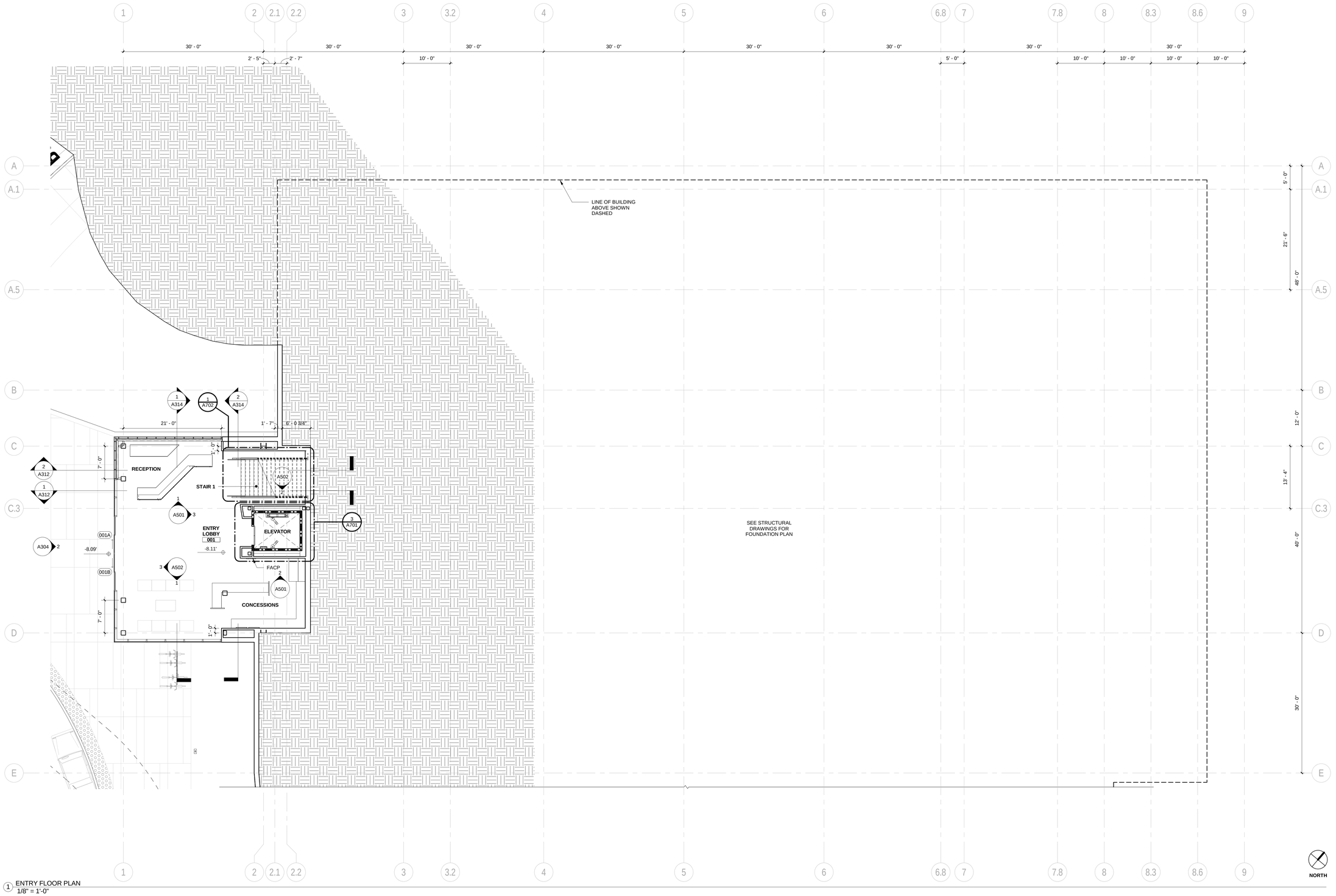

1 ENTRY FLOOR PLAN
1/8" = 1'-0"

GENERAL NOTES

1. PAINT ALL STRUCTURAL STEEL COLUMNS, BEAMS AND TRUSSES EXPOSED TO PUBLIC VIEW WITH INTUMESCENT PAINT TO PROVIDE TWO-HOUR FIRE PROTECTION. (NOTE: 1-HR. FIRE PROTECTION REQUIRED BY CODE. 2-HR. FIRE PROTECTION PROVIDED FOR DISTRICT STANDARD.)
2. ALL STRUCTURAL STEEL COLUMNS, BEAMS AND TRUSSES CONCEALED OR NOT EXPOSED TO PUBLIC VIEW SHALL RECEIVE SPRAY-APPLIED FIRPROOFING TO PROVIDE TWO-HOUR FIRE PROTECTION.
3. SEE A901 FOR PARTITION TYPES.
4. THE PROJECT IS LOCATED IN A WILDLAND-URBAN INTERFACE FIRE AREA. EXTERIOR MATERIALS ARE REQUIRED TO MEET THE REQUIREMENTS OF CBC CHAPTER 7A. ALL GLAZING UNITS SHALL HAVE A MINIMUM OF ONE GLASS LITE THAT SHALL BE TEMPERED.

BLACH CONSTRUCTION

E|L|S ARCHITECTURE AND URBAN DESIGN

PROJECT:

CAÑADA COLLEGE KINESIOLOGY AND WELLNESS BUILDING

CAN B1N

PROJECT NUMBER:
201619

CLIENT:
SAN MATEO COMMUNITY COLLEGE DISTRICT

3401 CSM DRIVE
SAN MATEO, CA 94402

PROJECT TEAM:

BUILDER:
BLACH Construction
2244 Blach Place, Suite 100
San Jose, CA 95131
P: 408.244.7100

ARCHITECT:
ELS Architecture and Urban Design
2040 Addison St
Berkeley, CA 94704
P: 510.549.2929

CIVIL:
BKF
4670 Willow Rd Ste 250
Pleasanton, CA 94588
P: 925.396.7700

LANDSCAPE:
SWA
2200 Bridgeway
Sausalito, California 94965
P: 415.332.5100

STRUCTURAL:
FORELL/ELSESSER ENGINEERS, INC.
160 Pine Street, 6th Floor
San Francisco, CA 94111
P: 415.837.0700

MECHANICAL (Design/Build):
AGC Inc.
745-B Camden Ave
Campbell, CA 95008
P: 408.369.6305

ELECTRICAL (Design/Build):
Sprig Electric
1960 S. 10th St
San Jose, CA 95112
P: 415.536.7848

PLUMBING (Design/Build):
KDS Plumbing, Inc.
1071 N. 13th St
San Jose, CA 95112
P: 408.435.1685

FIRE PROTECTION (Design/Build):
RCM
350 Enterprise Place
Tracy, CA 95304
P: 209.833.8228

POOL CONSULTANT:
Water Technology, Inc.
100 Park Avenue, P.O. Box 614
Beaver Dam, Wisconsin 53916
P: 920.887.7375

REVISION		
NUMBER	DATE	DESCRIPTION

IDENTIFICATION STAMP
DIVISION OF THE STATE ARCHITECT
APPLICATION # 01-115124

AC_____FLS_____SS_____

DATE _____

ISSUE:
INCREMENT II
100% DESIGN DEVELOPMENT

DATE:
07/17/2017

STAMP:

NOT FOR CONSTRUCTION

SHEET TITLE:
ENTRY FLOOR PLAN

SHEET NUMBER:
A201

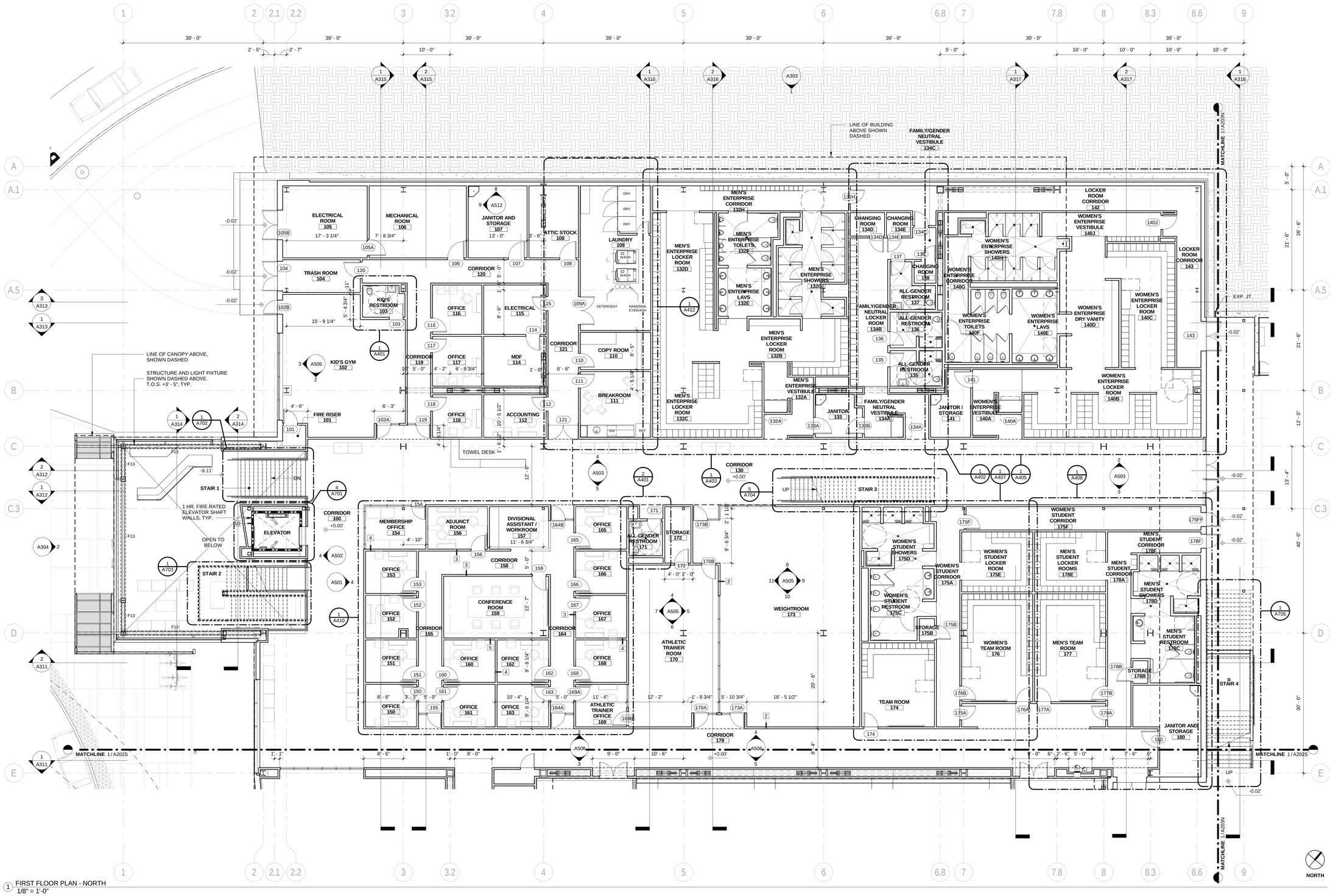

1 FIRST FLOOR PLAN - NORTH
1/8" = 1'-0"

GENERAL NOTES

1. PAINT ALL STRUCTURAL STEEL COLUMNS, BEAMS AND TRUSSES EXPOSED TO PUBLIC VIEW WITH INTUMESCENT PAINT TO PROVIDE TWO-HOUR FIRE PROTECTION. (NOTE: 1-HR. FIRE PROTECTION REQUIRED BY CODE. 2-HR. FIRE PROTECTION PROVIDED FOR DISTRICT STANDARD.)
2. ALL STRUCTURAL STEEL COLUMNS, BEAMS AND TRUSSES CONCEALED OR NOT EXPOSED TO PUBLIC VIEW SHALL RECEIVE SPRAY-APPLIED FIRPROOFING TO PROVIDE TWO-HOUR FIRE PROTECTION.
3. SEE A901 FOR PARTITION TYPES.
4. THE PROJECT IS LOCATED IN A WILDLAND-URBAN INTERFACE FIRE AREA. EXTERIOR MATERIALS ARE REQUIRED TO MEET THE REQUIREMENTS OF CBC CHAPTER 7A. ALL GLAZING UNITS SHALL HAVE A MINIMUM OF ONE GLASS LITE THAT SHALL BE TEMPERED.

BLACH CONSTRUCTION

E|L|S
ARCHITECTURE AND URBAN DESIGN

PROJECT:

CAÑADA COLLEGE KINESIOLOGY AND WELLNESS BUILDING

CAN B1N

PROJECT NUMBER:
201619

CLIENT:
SAN MATEO COMMUNITY COLLEGE DISTRICT

3401 CSM DRIVE
SAN MATEO, CA 94402

PROJECT TEAM:

BUILDER:
BLACH Construction
2244 Blach Place, Suite 100
San Jose, CA 95131
P: 408.244.7100

ARCHITECT:
ELS Architecture and Urban Design
2040 Addison St
Berkeley, CA 94704
P: 510.549.2929

CIVIL:
BKF
4670 Willow Rd Ste 250
Pleasanton, CA 94588
P: 925.396.7700

LANDSCAPE:
SWA
2200 Bridgeway
Sausalito, California 94965
P: 415.332.5100

STRUCTURAL:
FORELL/ELSESSER ENGINEERS, INC.
160 Pine Street, 6th Floor
San Francisco, CA 94111
P: 415.837.0700

MECHANICAL (Design/Build):
ACC Inc.
745-B Camden Ave
Campbell, CA 95008
P: 408.369.6305

ELECTRICAL (Design/Build):
Sprig Electric
1860 S. 10th St
San Jose, CA 95112
P: 415.536.7848

PLUMBING (Design/Build):
KDS Plumbing, Inc.
1071 N. 13th St
San Jose, CA 95112
P: 408.435.1685

FIRE PROTECTION (Design/Build):
RCM
350 Enterprise Place
Tracy, CA 95304
P: 209.833.8228

POOL CONSULTANT:
Water Technology, Inc.
100 Park Avenue, P.O. Box 614
Beaver Dam, Wisconsin 53916
P. 920.887.7375

REVISION		
NUMBER	DATE	DESCRIPTION

IDENTIFICATION STAMP
DIVISION OF THE STATE ARCHITECT
APPLICATION # 01-115124

AC_____FLS_____SS_____

DATE _____

ISSUE:
INCREMENT II
100% DESIGN DEVELOPMENT

DATE:
07/17/2017

STAMP:

NOT FOR CONSTRUCTION

SHEET TITLE:
FIRST FLOOR PLAN - NORTH

SHEET NUMBER:
A202N

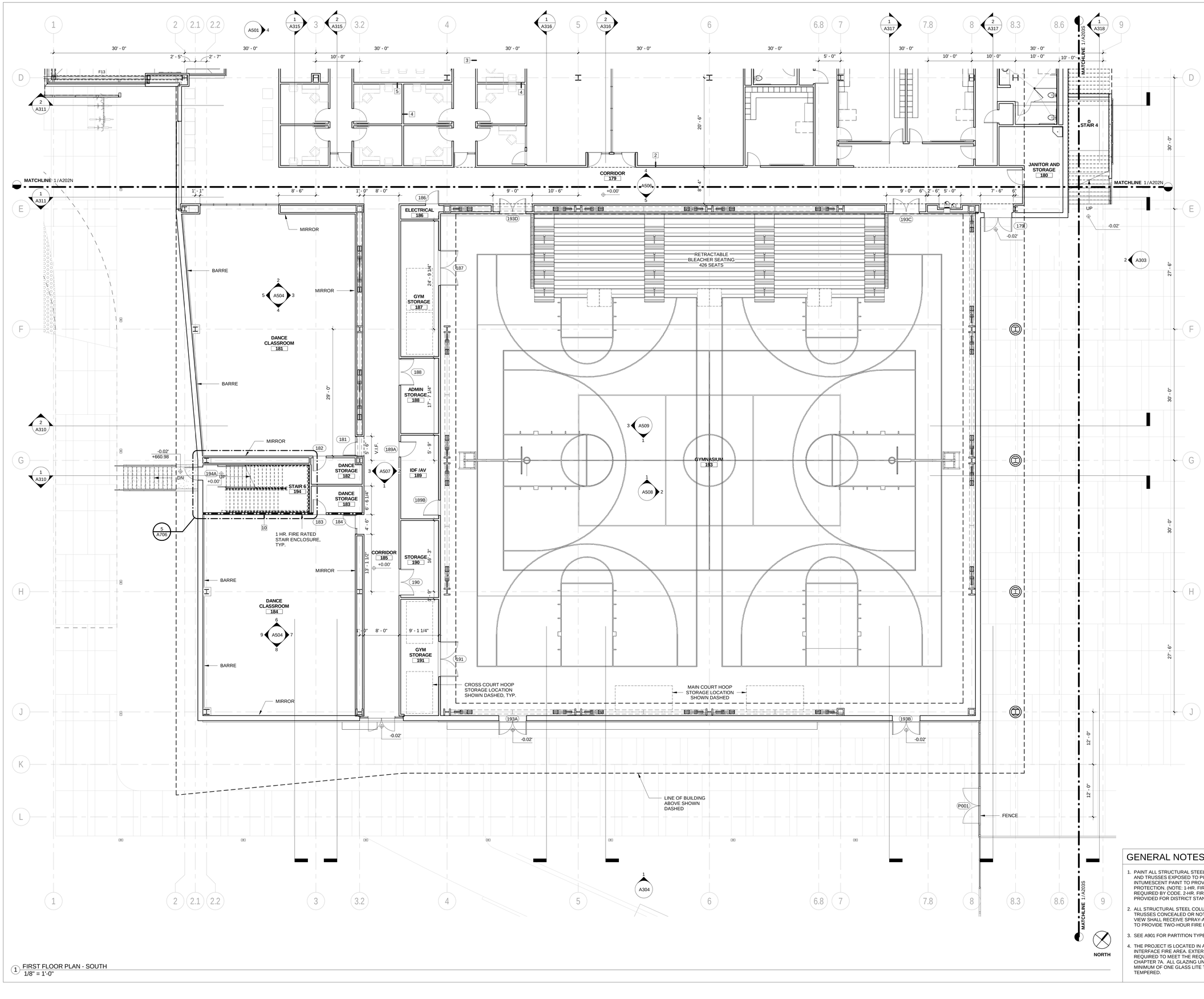

1 FIRST FLOOR PLAN - SOUTH
1/8" = 1'-0"

GENERAL NOTES

1. PAINT ALL STRUCTURAL STEEL COLUMNS, BEAMS AND TRUSSES EXPOSED TO PUBLIC VIEW WITH INTUMESCENT PAINT TO PROVIDE TWO-HOUR FIRE PROTECTION. (NOTE: 1-HR. FIRE PROTECTION REQUIRED BY CODE. 2-HR. FIRE PROTECTION PROVIDED FOR DISTRICT STANDARD.)
2. ALL STRUCTURAL STEEL COLUMNS, BEAMS AND TRUSSES CONCEALED OR NOT EXPOSED TO PUBLIC VIEW SHALL RECEIVE SPRAY-APPLIED FIRPROOFING TO PROVIDE TWO-HOUR FIRE PROTECTION.
3. SEE A901 FOR PARTITION TYPES.
4. THE PROJECT IS LOCATED IN A WILDLAND-URBAN INTERFACE FIRE AREA. EXTERIOR MATERIALS ARE REQUIRED TO MEET THE REQUIREMENTS OF CBC CHAPTER 7A. ALL GLAZING UNITS SHALL HAVE A MINIMUM OF ONE GLASS LITE THAT SHALL BE TEMPERED.

BLACH CONSTRUCTION

E|L|S ARCHITECTURE AND URBAN DESIGN

PROJECT:

CAÑADA COLLEGE KINESIOLOGY AND WELLNESS BUILDING

CAN B1N

PROJECT NUMBER:
201619

CLIENT:
SAN MATEO COMMUNITY COLLEGE DISTRICT

3401 CSM DRIVE
SAN MATEO, CA 94402

PROJECT TEAM:

BUILDER:
BLACH Construction
2244 Blach Place, Suite 100
San Jose, CA 95131
P: 408.244.7100

ARCHITECT:
ELS Architecture and Urban Design
2040 Addison St
Berkeley, CA 94704
P: 510.549.2929

CIVIL:
BKF
4670 Willow Rd Ste 250
Pleasanton, CA 94588
P: 925.396.7700

LANDSCAPE:
SWA
2200 Bridgeway
Sausalito, California 94965
P: 415.332.5100

STRUCTURAL:
FORELL/ELSESSER ENGINEERS, INC.
160 Pine Street, 6th Floor
San Francisco, CA 94111
P: 415.837.0700

MECHANICAL (Design/Build):
ACIC Inc.
745-B Camden Ave
Campbell, CA 95008
P: 408.369.6305

ELECTRICAL (Design/Build):
Sprig Electric
1860 S. 10th St
San Jose, CA 95112
P: 415.536.7848

PLUMBING (Design/Build):
KDS Plumbing, Inc.
1071 N. 13th St
San Jose, CA 95112
P: 408.435.1685

FIRE PROTECTION (Design/Build):
RCM
350 Enterprise Place
Tracy, CA 95304
P: 209.833.8228

POOL CONSULTANT:
Water Technology, Inc.
100 Park Avenue, P.O. Box 614
Beaver Dam, Wisconsin 53916
P. 920.887.7375

REVISION

NUMBER	DATE	DESCRIPTION

IDENTIFICATION STAMP
DIVISION OF THE STATE ARCHITECT
APPLICATION # 01-115124

AC_____FLS_____SS_____

DATE _____

ISSUE:
INCREMENT II
100% DESIGN DEVELOPMENT

DATE:
07/17/2017

STAMP:

NOT FOR CONSTRUCTION

SHEET TITLE:
FIRST FLOOR PLAN - SOUTH

SHEET NUMBER:
A202S

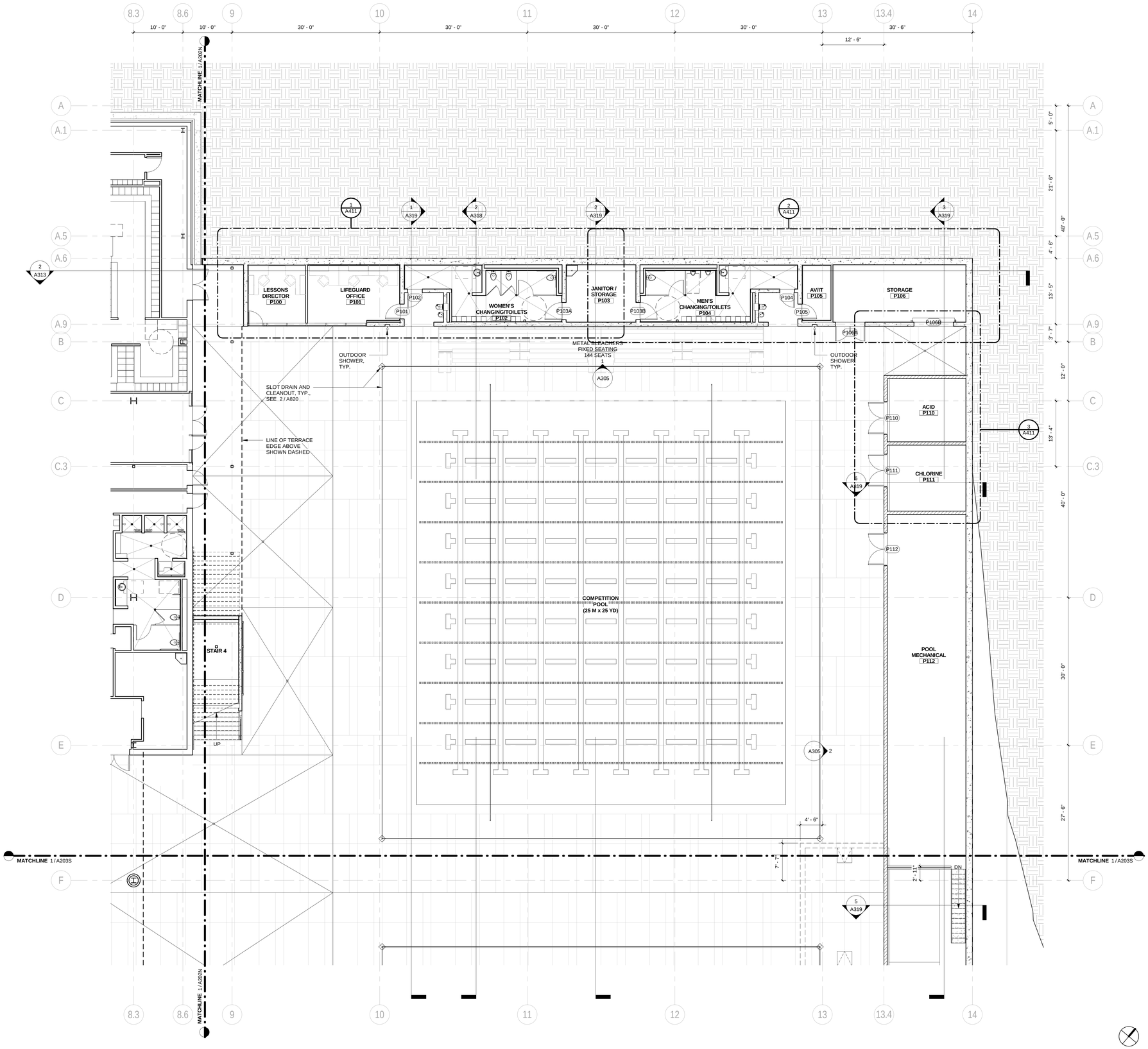

1 FIRST FLOOR PLAN - POOL SUPPORT NORTH
1/8" = 1'-0"

LEGEND

- C.I.P. CONC. WALL
- CMU WALL

GENERAL NOTES

1. PAINT ALL STRUCTURAL STEEL COLUMNS, BEAMS AND TRUSSES EXPOSED TO PUBLIC VIEW WITH INTUMESCENT PAINT TO PROVIDE TWO-HOUR FIRE PROTECTION. (NOTE: 1-HR. FIRE PROTECTION REQUIRED BY CODE. 2-HR. FIRE PROTECTION PROVIDED FOR DISTRICT STANDARD.)
2. ALL STRUCTURAL STEEL COLUMNS, BEAMS AND TRUSSES CONCEALED OR NOT EXPOSED TO PUBLIC VIEW SHALL RECEIVE SPRAY-APPLIED FIRPROOFING TO PROVIDE TWO-HOUR FIRE PROTECTION.
3. SEE A901 FOR PARTITION TYPES.
4. THE PROJECT IS LOCATED IN A WILDLAND-URBAN INTERFACE FIRE AREA. EXTERIOR MATERIALS ARE REQUIRED TO MEET THE REQUIREMENTS OF CBC CHAPTER 7A. ALL GLAZING UNITS SHALL HAVE A MINIMUM OF ONE GLASS LITE THAT SHALL BE TEMPERED.

BLACH CONSTRUCTION

E|L|S ARCHITECTURE AND URBAN DESIGN

PROJECT:

CAÑADA COLLEGE KINESIOLOGY AND WELLNESS BUILDING

CAN B1N

PROJECT NUMBER:
201619

CLIENT:
SAN MATEO COMMUNITY COLLEGE DISTRICT

3401 CSM DRIVE
SAN MATEO, CA 94402

PROJECT TEAM:

BUILDER:
BLACH Construction
2244 Blach Place, Suite 100
San Jose, CA 95131
P: 408.244.7100

ARCHITECT:
ELS Architecture and Urban Design
2040 Addison St
Berkeley, CA 94704
P: 510.549.2929

CIVIL:
BKF
4670 Willow Rd Ste 250
Pleasanton, CA 94588
P: 925.396.7700

LANDSCAPE:
SWA
2200 Bridgeway
Sausalito, California 94965
P: 415.332.5100

STRUCTURAL:
FORELL/ELSESSER ENGINEERS, INC.
160 Pine Street, 6th Floor
San Francisco, CA 94111
P: 415.837.0700

MECHANICAL (Design/Build):
ACC Inc.
745-B Camden Ave
Campbell, CA 95008
P: 408.369.6305

ELECTRICAL (Design/Build):
Sprig Electric
1860 S. 10th St
San Jose, CA 95112
P: 415.536.7848

PLUMBING (Design/Build):
KDS Plumbing, Inc.
1071 N. 13th St
San Jose, CA 95112
P: 408.435.1685

FIRE PROTECTION (Design/Build):
RCM
350 Enterprise Place
Tracy, CA 95304
P: 209.833.8228

POOL CONSULTANT:
Water Technology, Inc.
100 Park Avenue, P.O. Box 614
Beaver Dam, Wisconsin 53916
P. 920.887.7375

REVISION

NUMBER	DATE	DESCRIPTION

IDENTIFICATION STAMP
DIVISION OF THE STATE ARCHITECT
APPLICATION # 01-115124

AC_____FLS_____SS_____

DATE _____

ISSUE:
INCREMENT II
100% DESIGN DEVELOPMENT

DATE:
07/17/2017

STAMP:

NOT FOR CONSTRUCTION

SHEET TITLE:
FIRST FLOOR PLAN - POOL SUPPORT NORTH

SHEET NUMBER:
A203N

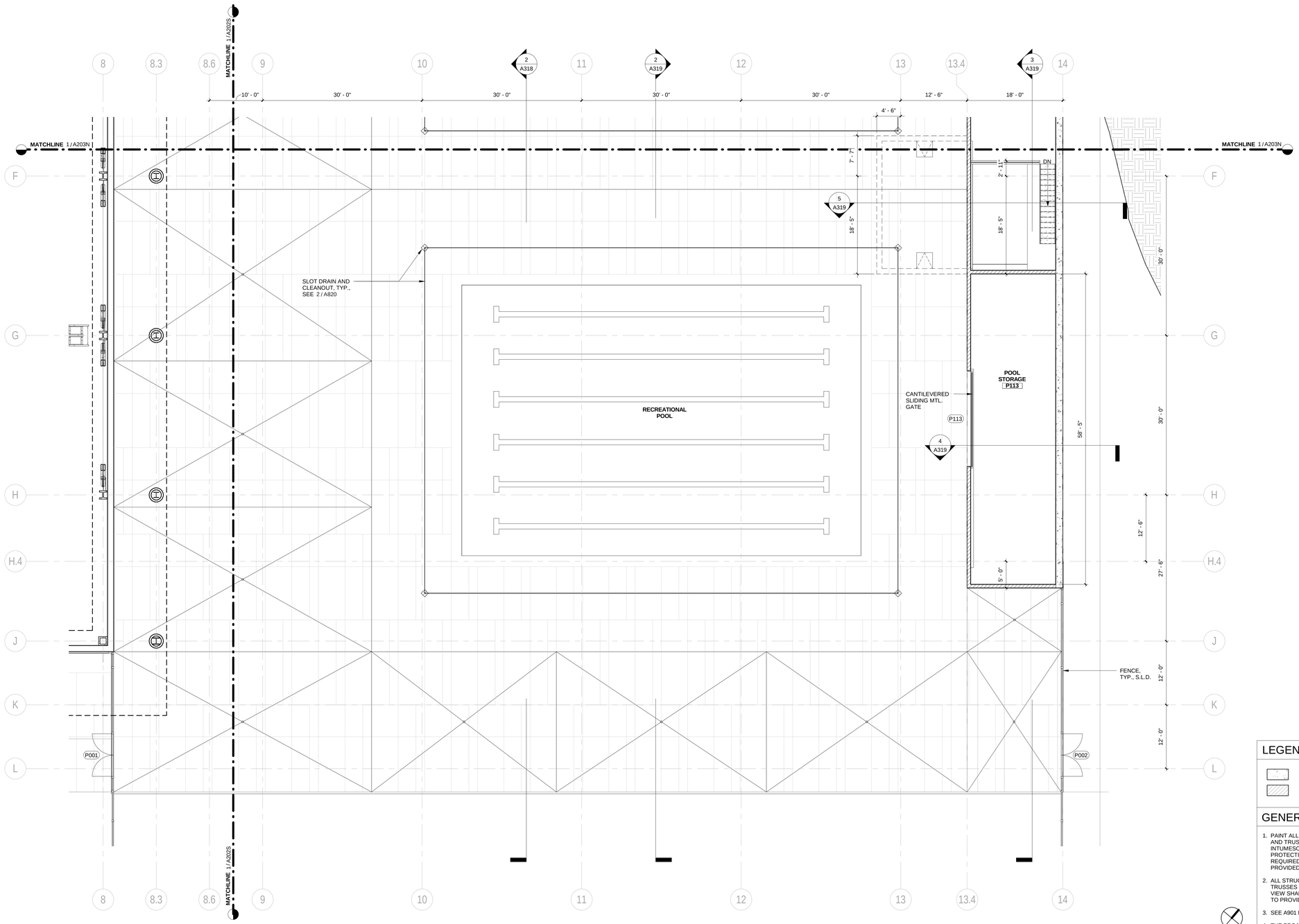

1 FIRST FLOOR PLAN - POOL SUPPORT SOUTH
1/8" = 1'-0"

LEGEND

- C.I.P. CONC. WALL
- CMU WALL

GENERAL NOTES

1. PAINT ALL STRUCTURAL STEEL COLUMNS, BEAMS AND TRUSSES EXPOSED TO PUBLIC VIEW WITH INTUMESCENT PAINT TO PROVIDE TWO-HOUR FIRE PROTECTION. (NOTE: 1-HR. FIRE PROTECTION REQUIRED BY CODE. 2-HR. FIRE PROTECTION PROVIDED FOR DISTRICT STANDARD.)
2. ALL STRUCTURAL STEEL COLUMNS, BEAMS AND TRUSSES CONCEALED OR NOT EXPOSED TO PUBLIC VIEW SHALL RECEIVE SPRAY-APPLIED FIRPROOFING TO PROVIDE TWO-HOUR FIRE PROTECTION.
3. SEE A901 FOR PARTITION TYPES.
4. THE PROJECT IS LOCATED IN A WILDLAND-URBAN INTERFACE FIRE AREA. EXTERIOR MATERIALS ARE REQUIRED TO MEET THE REQUIREMENTS OF CBC CHAPTER 7A. ALL GLAZING UNITS SHALL HAVE A MINIMUM OF ONE GLASS LITE THAT SHALL BE TEMPERED.

BLACH CONSTRUCTION

E|L|S ARCHITECTURE AND URBAN DESIGN

PROJECT:

CAÑADA COLLEGE KINESIOLOGY AND WELLNESS BUILDING

CAN B1N

PROJECT NUMBER:
201619

CLIENT:
SAN MATEO COMMUNITY COLLEGE DISTRICT

3401 CSM DRIVE
SAN MATEO, CA 94402

PROJECT TEAM:

BUILDER:
BLACH Construction
2244 Blach Place, Suite 100
San Jose, CA 95131
P: 408.244.7100

ARCHITECT:
ELS Architecture and Urban Design
2040 Addison St
Berkeley, CA 94704
P: 510.549.2929

CIVIL:
BKF
4670 Willow Rd Ste 250
Pleasanton, CA 94588
P: 925.396.7700

LANDSCAPE:
SWA
2200 Bridgeway
Sausalito, California 94965
P: 415.332.5100

STRUCTURAL:
FORELL/ELSESSER ENGINEERS, INC.
160 Pine Street, 6th Floor
San Francisco, CA 94111
P: 415.837.0700

MECHANICAL (Design/Build):
AGC Inc.
745-B Camden Ave
Campbell, CA 95008
P: 408.369.6305

ELECTRICAL (Design/Build):
Sprig Electric
1860 S. 10th St
San Jose, CA 95112
P: 415.536.7848

PLUMBING (Design/Build):
KDS Plumbing, Inc.
1071 N. 13th St
San Jose, CA 95112
P: 408.435.1685

FIRE PROTECTION (Design/Build):
RCM
350 Enterprise Place
Tracy, CA 95304
P: 209.833.8228

POOL CONSULTANT:
Water Technology, Inc.
100 Park Avenue, P.O. Box 614
Beaver Dam, Wisconsin 53916
P. 920.887.7375

REVISION		
NUMBER	DATE	DESCRIPTION

IDENTIFICATION STAMP
DIVISION OF THE STATE ARCHITECT
APPLICATION # 01-115124

AC_____FLS_____SS_____

DATE _____

ISSUE:
INCREMENT II
100% DESIGN DEVELOPMENT

DATE:
07/17/2017

STAMP:

NOT FOR CONSTRUCTION

SHEET TITLE:
FIRST FLOOR PLAN - POOL SUPPORT SOUTH

SHEET NUMBER:
A203S

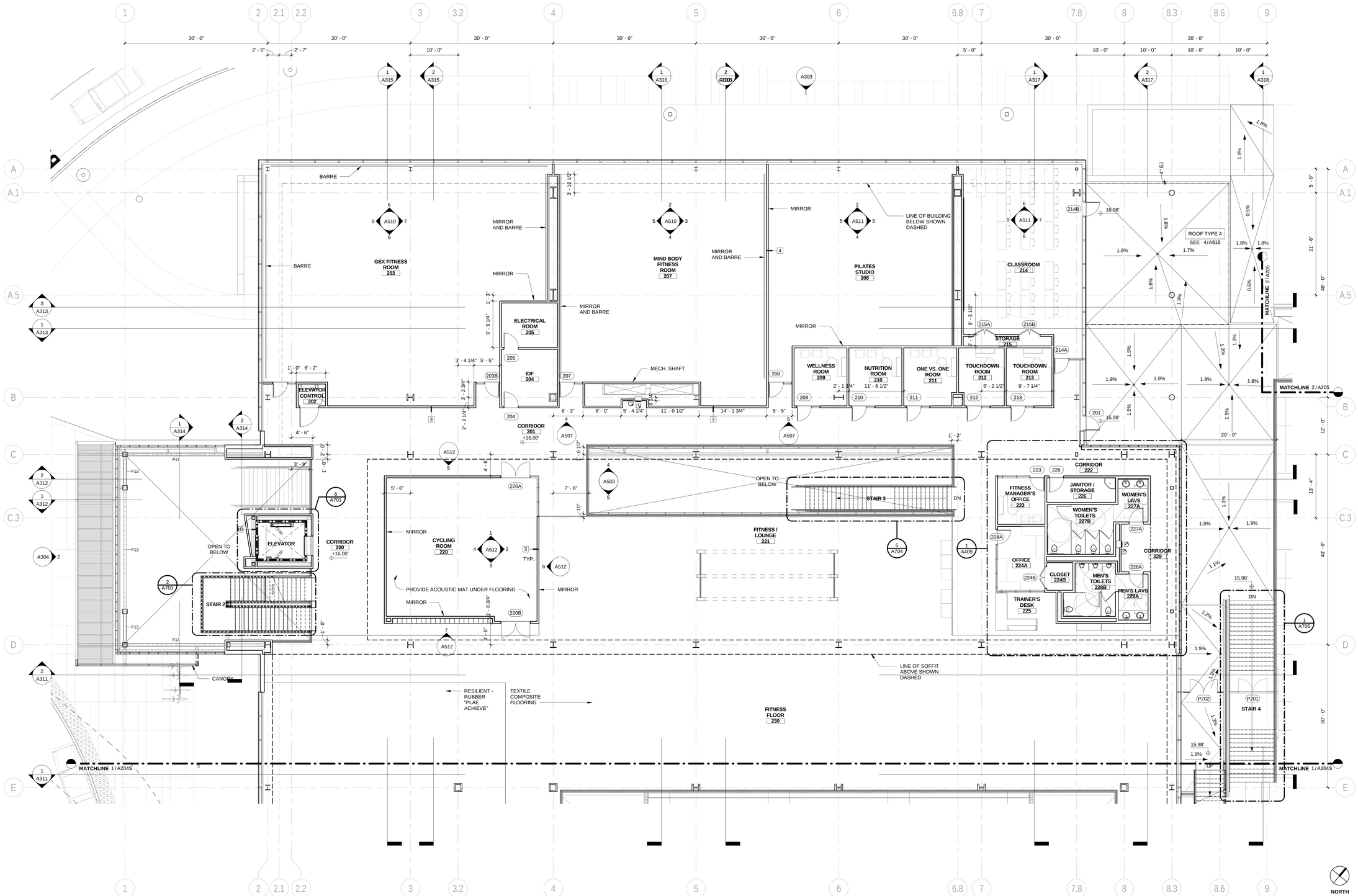

1 SECOND FLOOR PLAN - NORTH
1/8" = 1'-0"

GENERAL NOTES

1. PAINT ALL STRUCTURAL STEEL COLUMNS, BEAMS AND TRUSSES EXPOSED TO PUBLIC VIEW WITH INTUMESCENT PAINT TO PROVIDE TWO-HOUR FIRE PROTECTION. (NOTE: 1-HR. FIRE PROTECTION REQUIRED BY CODE. 2-HR. FIRE PROTECTION PROVIDED FOR DISTRICT STANDARD.)
2. ALL STRUCTURAL STEEL COLUMNS, BEAMS AND TRUSSES CONCEALED OR NOT EXPOSED TO PUBLIC VIEW SHALL RECEIVE SPRAY-APPLIED FIRPROOFING TO PROVIDE TWO-HOUR FIRE PROTECTION.
3. SEE A901 FOR PARTITION TYPES.
4. THE PROJECT IS LOCATED IN A WILDLAND-URBAN INTERFACE FIRE AREA. EXTERIOR MATERIALS ARE REQUIRED TO MEET THE REQUIREMENTS OF CBC CHAPTER 7A. ALL GLAZING UNITS SHALL HAVE A MINIMUM OF ONE GLASS LITE THAT SHALL BE TEMPERED.

BLACH CONSTRUCTION

ELS ARCHITECTURE AND URBAN DESIGN

PROJECT:

CAÑADA COLLEGE KINESIOLOGY AND WELLNESS BUILDING

CAN B1N

PROJECT NUMBER:
201619

CLIENT:
SAN MATEO COMMUNITY COLLEGE DISTRICT

3401 CSM DRIVE
SAN MATEO, CA 94402

PROJECT TEAM:

BUILDER:
BLACH Construction
2244 Blach Place, Suite 100
San Jose, CA 95131
P: 408.244.7100

ARCHITECT:
ELS Architecture and Urban Design
2040 Addison St
Berkeley, CA 94704
P: 510.549.2929

CIVIL:
BKF
4670 Willow Rd Ste 250
Pleasanton, CA 94588
P: 925.396.7700

LANDSCAPE:
SWA
2200 Bridgeway
Sausalito, California 94965
P: 415.332.5100

STRUCTURAL:
FORELL/ELSESSER ENGINEERS, INC.
160 Pine Street, 6th Floor
San Francisco, CA 94111
P: 415.837.0700

MECHANICAL (Design/Build):
AGC Inc.
745-B Camden Ave
Campbell, CA 95008
P: 408.369.6305

ELECTRICAL (Design/Build):
Sprig Electric
1860 S. 10th St
San Jose, CA 95112
P: 415.536.7848

PLUMBING (Design/Build):
KDS Plumbing, Inc.
1071 N. 13th St
San Jose, CA 95112
P: 408.435.1685

FIRE PROTECTION (Design/Build):
RCM
350 Enterprise Place
Tracy, CA 95304
P: 209.833.8228

POOL CONSULTANT:
Water Technology, Inc.
100 Park Avenue, P.O. Box 614
Beaver Dam, Wisconsin 53916
P. 920.887.7375

REVISION		
NUMBER	DATE	DESCRIPTION

IDENTIFICATION STAMP
DIVISION OF THE STATE ARCHITECT
APPLICATION # 01-115124

AC_____FLS_____SS_____

DATE _____

ISSUE:
INCREMENT II
100% DESIGN DEVELOPMENT

DATE:
07/17/2017

STAMP:

NOT FOR CONSTRUCTION

SHEET TITLE:
SECOND FLOOR PLAN - NORTH

SHEET NUMBER:
A204N

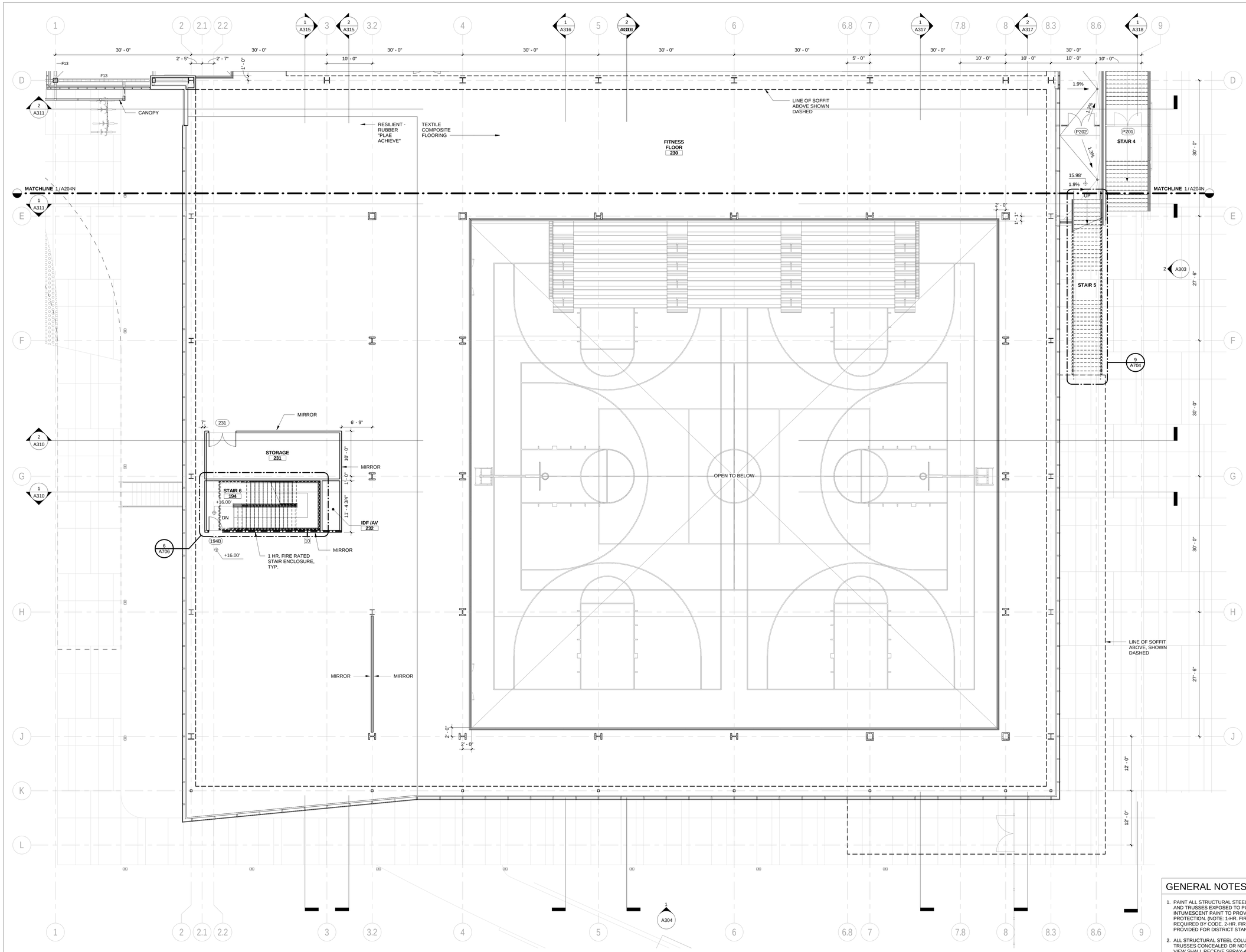

1 SECOND FLOOR PLAN - SOUTH
1/8" = 1'-0"

GENERAL NOTES

1. PAINT ALL STRUCTURAL STEEL COLUMNS, BEAMS AND TRUSSES EXPOSED TO PUBLIC VIEW WITH INTUMESCENT PAINT TO PROVIDE TWO-HOUR FIRE PROTECTION. (NOTE: 1-HR. FIRE PROTECTION REQUIRED BY CODE. 2-HR. FIRE PROTECTION PROVIDED FOR DISTRICT STANDARD.)
2. ALL STRUCTURAL STEEL COLUMNS, BEAMS AND TRUSSES CONCEALED OR NOT EXPOSED TO PUBLIC VIEW SHALL RECEIVE SPRAY-APPLIED FIRPROOFING TO PROVIDE TWO-HOUR FIRE PROTECTION.
3. SEE A901 FOR PARTITION TYPES.
4. THE PROJECT IS LOCATED IN A WILDLAND-URBAN INTERFACE FIRE AREA. EXTERIOR MATERIALS ARE REQUIRED TO MEET THE REQUIREMENTS OF CBC CHAPTER 7A. ALL GLAZING UNITS SHALL HAVE A MINIMUM OF ONE GLASS LITE THAT SHALL BE TEMPERED.

NORTH

BLACH CONSTRUCTION

E|L|S
ARCHITECTURE AND URBAN DESIGN

PROJECT:

CAÑADA COLLEGE KINESIOLOGY AND WELLNESS BUILDING

CAN B1N

PROJECT NUMBER:
201619

CLIENT:
SAN MATEO COMMUNITY COLLEGE DISTRICT

3401 CSM DRIVE
SAN MATEO, CA 94402

PROJECT TEAM:

BUILDER:
BLACH Construction
2244 Blach Place, Suite 100
San Jose, CA 95131
P: 408.244.7100

ARCHITECT:
ELS Architecture and Urban Design
2040 Addison St
Berkeley, CA 94704
P: 510.549.2929

CIVIL:
BKF
4670 Willow Rd Ste 250
Pleasanton, CA 94588
P: 925.396.7700

LANDSCAPE:
SWA
2200 Bridgeway
Sausalito, California 94965
P: 415.332.5100

STRUCTURAL:
FORELL/ELSESSER ENGINEERS, INC.
160 Pine Street, 6th Floor
San Francisco, CA 94111
P: 415.837.0700

MECHANICAL (Design/Build):
AGC Inc.
745-B Camden Ave
Campbell, CA 95008
P: 408.369.6305

ELECTRICAL (Design/Build):
Sprig Electric
1860 S. 10th St
San Jose, CA 95112
P: 415.536.7848

PLUMBING (Design/Build):
KDS Plumbing, Inc.
1071 N. 13th St
San Jose, CA 95112
P: 408.435.1685

FIRE PROTECTION (Design/Build):
RCM
350 Enterprise Place
Tracy, CA 95304
P: 209.833.8228

POOL CONSULTANT:
Water Technology, Inc.
100 Park Avenue, P.O. Box 614
Beaver Dam, Wisconsin 53916
P. 920.887.7375

REVISION		
NUMBER	DATE	DESCRIPTION

IDENTIFICATION STAMP
DIVISION OF THE STATE ARCHITECT
APPLICATION # 01-115124

AC_____FLS_____SS_____

DATE _____

ISSUE:
INCREMENT II
100% DESIGN DEVELOPMENT

DATE:
07/17/2017

STAMP:

NOT FOR CONSTRUCTION

SHEET TITLE:
SECOND FLOOR PLAN - SOUTH

SHEET NUMBER:
A204S

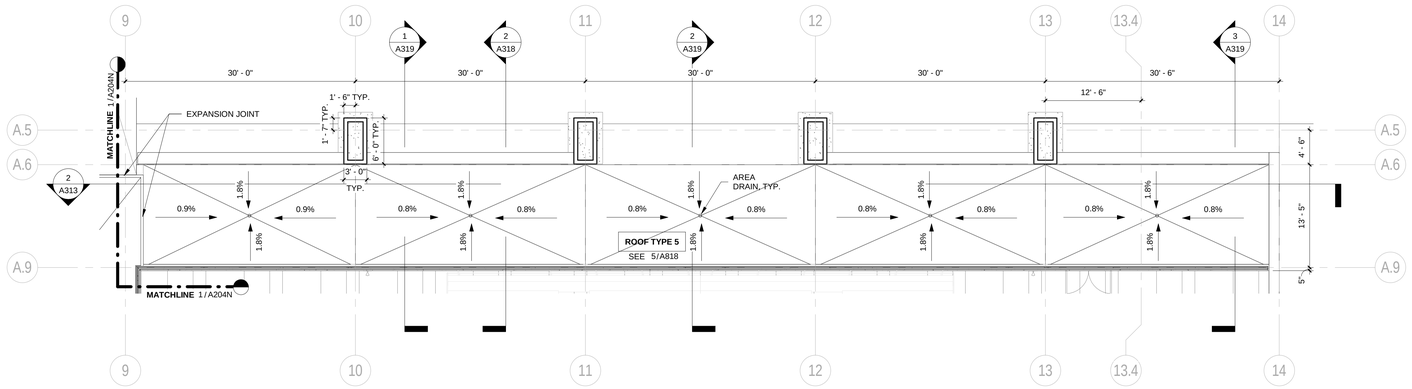

2 POOL SUPPORT ROOF PLAN
1/8" = 1'-0"

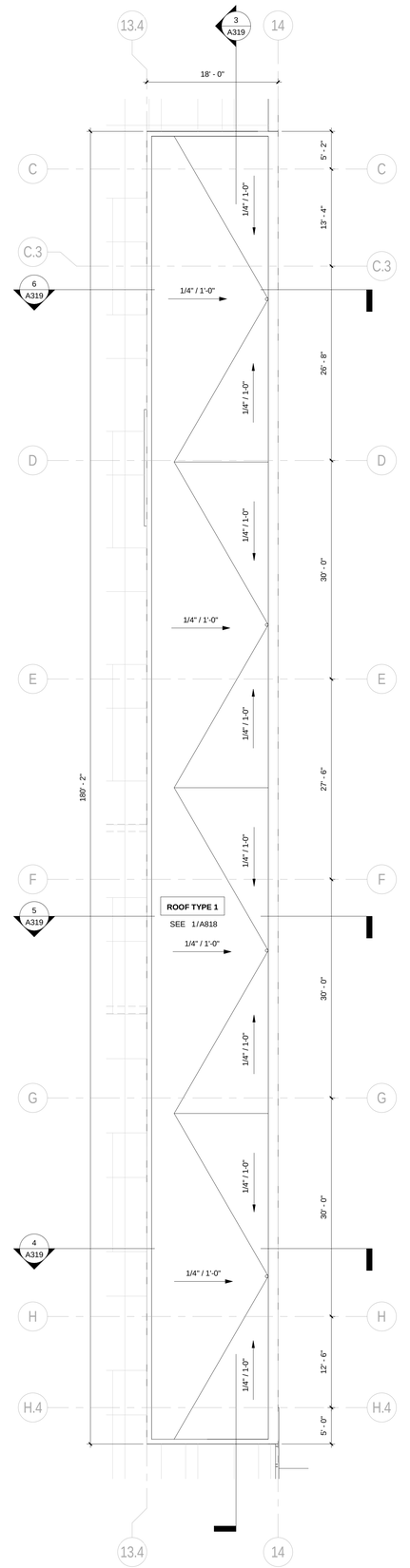

1 POOL MECHANICAL ROOF PLAN
1/8" = 1'-0"

GENERAL NOTES

1. PAINT ALL STRUCTURAL STEEL COLUMNS, BEAMS AND TRUSSES EXPOSED TO PUBLIC VIEW WITH INTUMESCENT PAINT TO PROVIDE TWO-HOUR FIRE PROTECTION. (NOTE: 1-HR. FIRE PROTECTION REQUIRED BY CODE. 2-HR. FIRE PROTECTION PROVIDED FOR DISTRICT STANDARD.)
2. ALL STRUCTURAL STEEL COLUMNS, BEAMS AND TRUSSES CONCEALED OR NOT EXPOSED TO PUBLIC VIEW SHALL RECEIVE SPRAY-APPLIED FIRPROOFING TO PROVIDE TWO-HOUR FIRE PROTECTION.
3. SEE A901 FOR PARTITION TYPES.
4. THE PROJECT IS LOCATED IN A WILDLAND-URBAN INTERFACE FIRE AREA. EXTERIOR MATERIALS ARE REQUIRED TO MEET THE REQUIREMENTS OF CBC CHAPTER 7A. ALL GLAZING UNITS SHALL HAVE A MINIMUM OF ONE GLASS LITE THAT SHALL BE TEMPERED.

BLACH CONSTRUCTION

E|L|S ARCHITECTURE AND URBAN DESIGN

PROJECT:

CAÑADA COLLEGE KINESIOLOGY AND WELLNESS BUILDING

CAN B1N

PROJECT NUMBER:
201619

CLIENT:
SAN MATEO COMMUNITY COLLEGE DISTRICT

3401 CSM DRIVE
SAN MATEO, CA 94402

PROJECT TEAM:

BUILDER:
BLACH Construction
2244 Blach Place, Suite 100
San Jose, CA 95131
P: 408.244.7100

ARCHITECT:
ELS Architecture and Urban Design
2040 Addison St
Berkeley, CA 94704
P: 510.549.2929

CIVIL:
BKF
4670 Willow Rd Ste 250
Pleasanton, CA 94588
P: 925.396.7700

LANDSCAPE:
SWA
2200 Bridgeway
Sausalito, California 94965
P: 415.332.5100

STRUCTURAL:
FORELL/ELSESSER ENGINEERS, INC.
160 Pine Street, 6th Floor
San Francisco, CA 94111
P: 415.837.0700

MECHANICAL (Design/Build):
ACC Inc.
745-B Camden Ave
Campbell, CA 95008
P: 408.369.6305

ELECTRICAL (Design/Build):
Sprig Electric
1860 S. 10th St
San Jose, CA 95112
P: 415.536.7848

PLUMBING (Design/Build):
KDS Plumbing, Inc.
1071 N. 13th St
San Jose, CA 95112
P: 408.435.1685

FIRE PROTECTION (Design/Build):
RCM
350 Enterprise Place
Tracy, CA 95304
P: 209.833.8228

POOL CONSULTANT:
Water Technology, Inc.
100 Park Avenue, P.O. Box 614
Beaver Dam, Wisconsin 53916
P. 920.887.7375

REVISION		
NUMBER	DATE	DESCRIPTION

IDENTIFICATION STAMP
DIVISION OF THE STATE ARCHITECT
APPLICATION # 01-115124

AC_____FLS_____SS_____

DATE _____

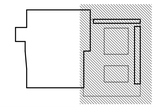

ISSUE:
INCREMENT II
100% DESIGN DEVELOPMENT

DATE:
07/17/2017

STAMP:

NOT FOR CONSTRUCTION

SHEET TITLE:
POOL BUILDING ROOF PLANS

SHEET NUMBER:
A205

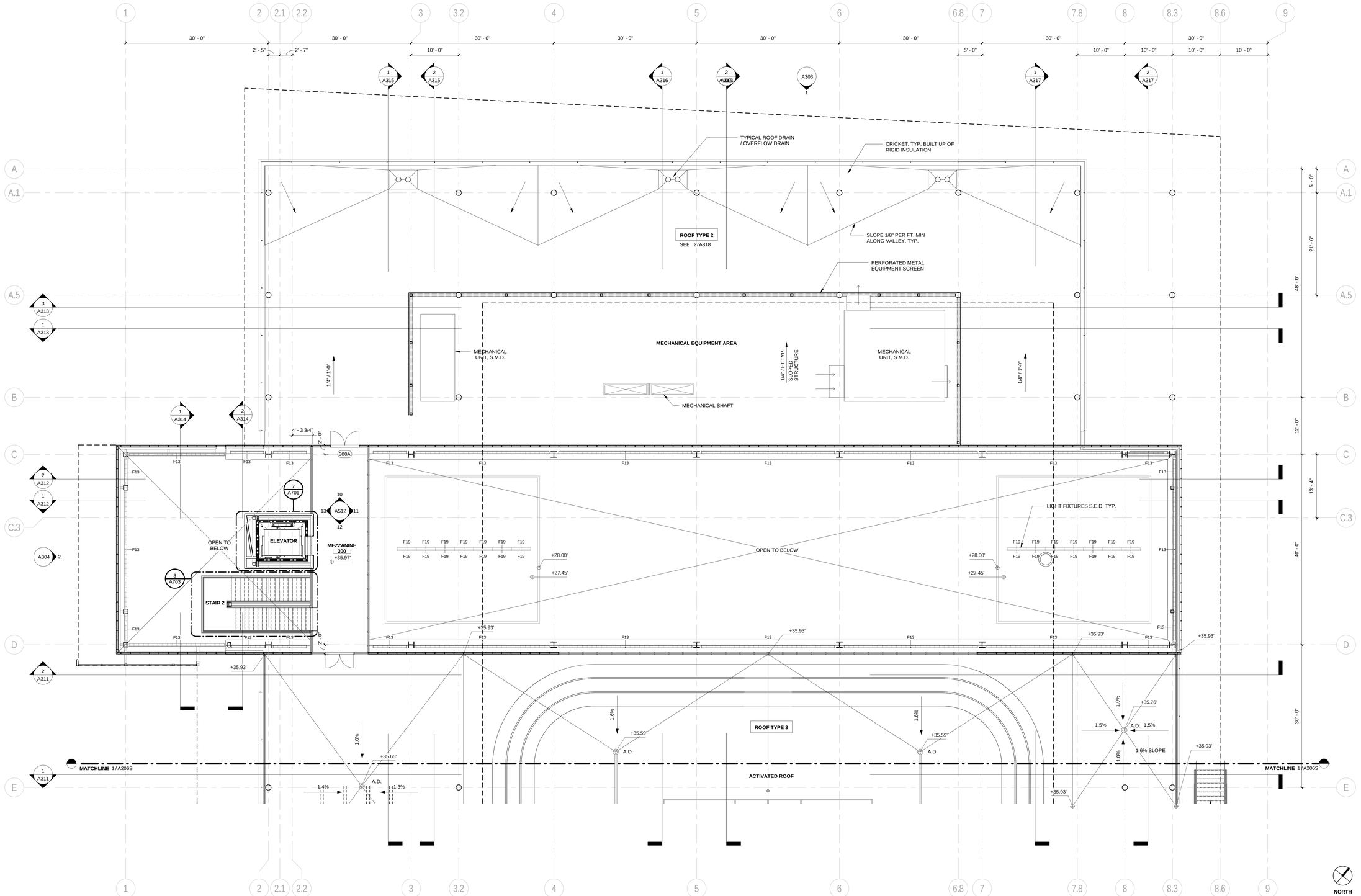

1 ACTIVATED ROOF PLAN - NORTH
1/8" = 1'-0"

GENERAL NOTES

1. PAINT ALL STRUCTURAL STEEL COLUMNS, BEAMS AND TRUSSES EXPOSED TO PUBLIC VIEW WITH INTUMESCENT PAINT TO PROVIDE TWO-HOUR FIRE PROTECTION. (NOTE: 1-HR. FIRE PROTECTION REQUIRED BY CODE. 2-HR. FIRE PROTECTION PROVIDED FOR DISTRICT STANDARD.)
2. ALL STRUCTURAL STEEL COLUMNS, BEAMS AND TRUSSES CONCEALED OR NOT EXPOSED TO PUBLIC VIEW SHALL RECEIVE SPRAY-APPLIED FIRPROOFING TO PROVIDE TWO-HOUR FIRE PROTECTION.
3. SEE A901 FOR PARTITION TYPES.
4. THE PROJECT IS LOCATED IN A WILDLAND-URBAN INTERFACE FIRE AREA. EXTERIOR MATERIALS ARE REQUIRED TO MEET THE REQUIREMENTS OF CBC CHAPTER 7A. ALL GLAZING UNITS SHALL HAVE A MINIMUM OF ONE GLASS LITE THAT SHALL BE TEMPERED.

BLACH CONSTRUCTION

ELS
ARCHITECTURE AND URBAN DESIGN

PROJECT:

CAÑADA COLLEGE KINESIOLOGY AND WELLNESS BUILDING

CAN B1N

PROJECT NUMBER:
201619

CLIENT:
SAN MATEO COMMUNITY COLLEGE DISTRICT

3401 CSM DRIVE
SAN MATEO, CA 94402

PROJECT TEAM:

BUILDER:
BLACH Construction
2244 Blach Place, Suite 100
San Jose, CA 95131
P: 408.244.7100

ARCHITECT:
ELS Architecture and Urban Design
2040 Addison St
Berkeley, CA 94704
P: 510.549.2929

CIVIL:
BKF
4670 Willow Rd Ste 250
Pleasanton, CA 94588
P: 925.396.7700

LANDSCAPE:
SWA
2200 Bridgeway
Sausalito, California 94965
P: 415.332.5100

STRUCTURAL:
FORELELSESSER ENGINEERS, INC.
160 Pine Street, 6th Floor
San Francisco, CA 94111
P: 415.837.0700

MECHANICAL (Design/Build):
AGC Inc.
745-B Camden Ave
Campbell, CA 95008
P: 408.369.6305

ELECTRICAL (Design/Build):
Sprig Electric
1860 S. 10th St
San Jose, CA 95112
P: 415.536.7848

PLUMBING (Design/Build):
KDS Plumbing, Inc.
1071 N. 13th St
San Jose, CA 95112
P: 408.435.1685

FIRE PROTECTION (Design/Build):
RCM
350 Enterprise Place
Tracy, CA 95304
P: 209.833.8228

POOL CONSULTANT:
Water Technology, Inc.
100 Park Avenue, P.O. Box 614
Beaver Dam, Wisconsin 53916
P: 920.887.7375

REVISION		
NUMBER	DATE	DESCRIPTION

IDENTIFICATION STAMP
DIVISION OF THE STATE ARCHITECT
APPLICATION # 01-115124

AC_____FLS_____SS_____

DATE _____

ISSUE:
INCREMENT II
100% DESIGN DEVELOPMENT

DATE:
07/17/2017

STAMP:

NOT FOR CONSTRUCTION

SHEET TITLE:
ACTIVATED ROOF PLAN - NORTH

SHEET NUMBER:
A206N

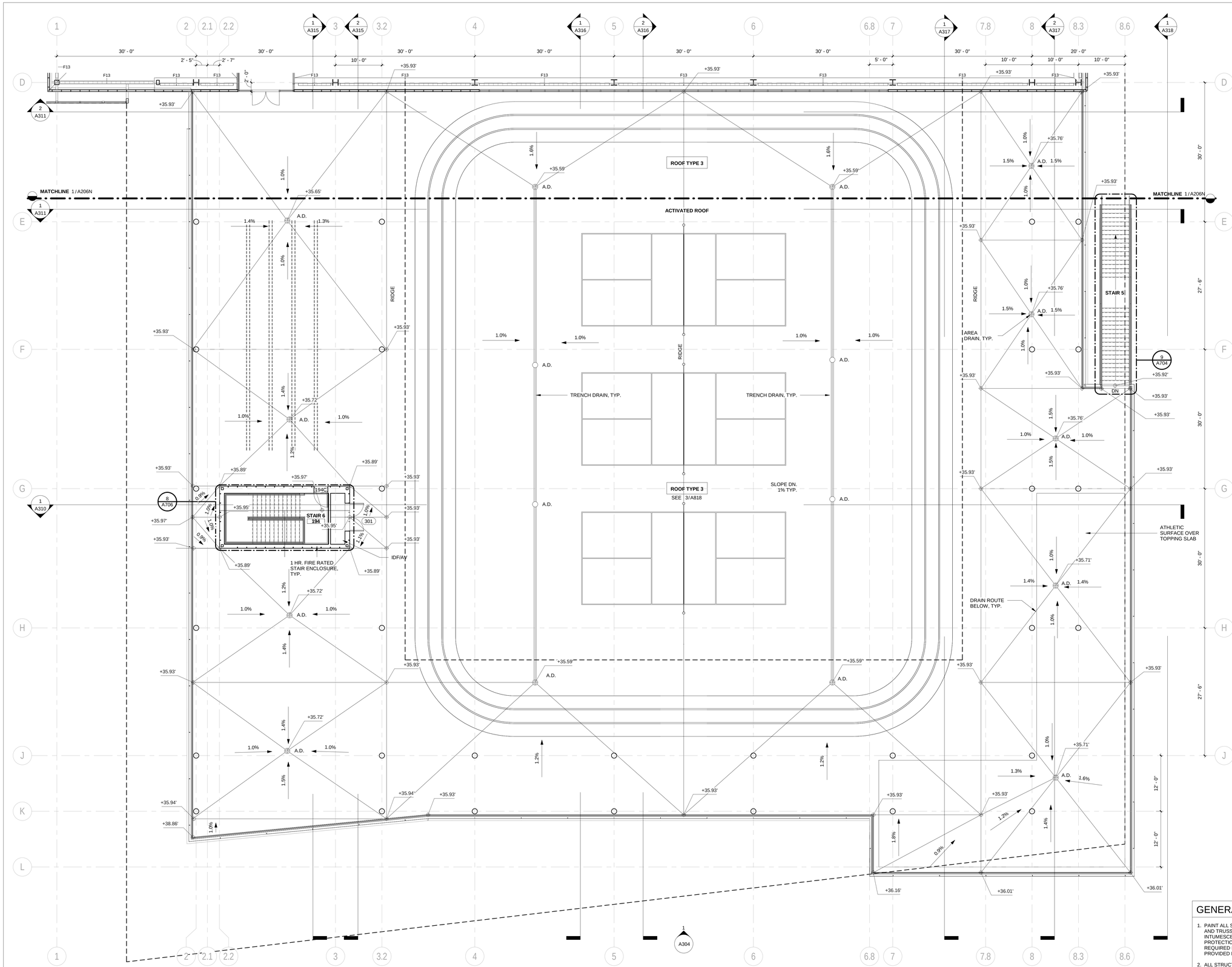

1 ACTIVATED ROOF PLAN - SOUTH
1/8" = 1'-0"

GENERAL NOTES

1. PAINT ALL STRUCTURAL STEEL COLUMNS, BEAMS AND TRUSSES EXPOSED TO PUBLIC VIEW WITH INTUMESCENT PAINT TO PROVIDE TWO-HOUR FIRE PROTECTION. (NOTE: 1-HR. FIRE PROTECTION REQUIRED BY CODE. 2-HR. FIRE PROTECTION PROVIDED FOR DISTRICT STANDARD.)
2. ALL STRUCTURAL STEEL COLUMNS, BEAMS AND TRUSSES CONCEALED OR NOT EXPOSED TO PUBLIC VIEW SHALL RECEIVE SPRAY-APPLIED FIRPROOFING TO PROVIDE TWO-HOUR FIRE PROTECTION.
3. SEE A901 FOR PARTITION TYPES.
4. THE PROJECT IS LOCATED IN A WILDLAND-URBAN INTERFACE FIRE AREA. EXTERIOR MATERIALS ARE REQUIRED TO MEET THE REQUIREMENTS OF CBC CHAPTER 7A. ALL GLAZING UNITS SHALL HAVE A MINIMUM OF ONE GLASS LITE THAT SHALL BE TEMPERED.

BLACH CONSTRUCTION

E|L|S ARCHITECTURE AND URBAN DESIGN

PROJECT:

CAÑADA COLLEGE KINESIOLOGY AND WELLNESS BUILDING

CAN B1N

PROJECT NUMBER:
201619

CLIENT:
SAN MATEO COMMUNITY COLLEGE DISTRICT

3401 CSM DRIVE
SAN MATEO, CA 94402

PROJECT TEAM:

BUILDER:
BLACH Construction
2244 Blach Place, Suite 100
San Jose, CA 95131
P: 408.244.7100

ARCHITECT:
ELS Architecture and Urban Design
2040 Addison St
Berkeley, CA 94704
P: 510.549.2929

CIVIL:
BKF
4670 Willow Rd Ste 250
Pleasanton, CA 94588
P: 925.396.7700

LANDSCAPE:
SWA
2200 Bridgeway
Sausalito, California 94965
P: 415.332.5100

STRUCTURAL:
FORELL/ELSESSER ENGINEERS, INC.
160 Pine Street, 6th Floor
San Francisco, CA 94111
P: 415.837.0700

MECHANICAL (Design/Build):
ACC Inc.
745-B Camden Ave
Campbell, CA 95008
P: 408.369.6305

ELECTRICAL (Design/Build):
Sprig Electric
1860 S. 10th St
San Jose, CA 95112
P: 415.536.7848

PLUMBING (Design/Build):
KDS Plumbing, Inc.
1071 N. 13th St
San Jose, CA 95112
P: 408.435.1685

FIRE PROTECTION (Design/Build):
RCM
350 Enterprise Place
Tracy, CA 95304
P: 209.833.8228

POOL CONSULTANT:
Water Technology, Inc.
100 Park Avenue, P.O. Box 614
Beaver Dam, Wisconsin 53916
P. 920.887.7375

REVISION		
NUMBER	DATE	DESCRIPTION

IDENTIFICATION STAMP
DIVISION OF THE STATE ARCHITECT
APPLICATION # 01-115124

AC_____FLS_____SS_____

DATE _____

ISSUE:
INCREMENT II
100% DESIGN DEVELOPMENT

DATE:
07/17/2017

STAMP:

NOT FOR CONSTRUCTION

SHEET TITLE:
ACTIVATED ROOF PLAN - SOUTH

SHEET NUMBER:
A206S

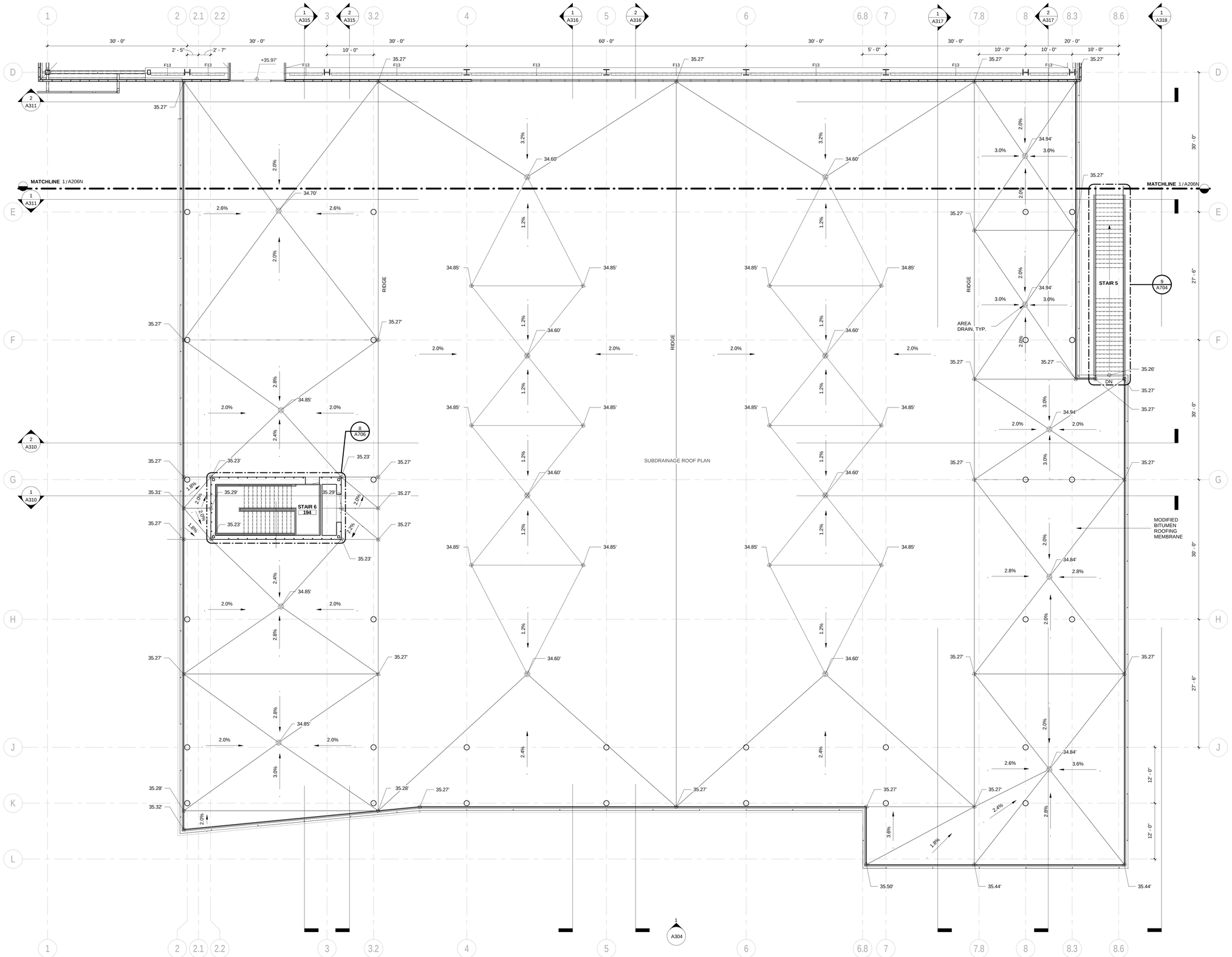

1 ACTIVATED ROOF PLAN - SOUTH SUBDRAINAGE
1/8" = 1'-0"

BLACH CONSTRUCTION

E|L|S ARCHITECTURE AND URBAN DESIGN

PROJECT:

CAÑADA COLLEGE KINESIOLOGY AND WELLNESS BUILDING

CAN B1N

PROJECT NUMBER:
201619

CLIENT:
SAN MATEO COMMUNITY COLLEGE DISTRICT

3401 CSM DRIVE
SAN MATEO, CA 94402

PROJECT TEAM:

BUILDER:
BLACH Construction
2244 Blach Place, Suite 100
San Jose, CA 95131
P: 408.244.7100

ARCHITECT:
ELS Architecture and Urban Design
2040 Addison St
Berkeley, CA 94704
P: 510.549.2929

CIVIL:
BKF
4670 Willow Rd Ste 250
Pleasanton, CA 94588
P: 925.396.7700

LANDSCAPE:
SWA
2200 Bridgeway
Sausalito, California 94965
P: 415.332.5100

STRUCTURAL:
FORELL/ELSESSER ENGINEERS, INC.
160 Pine Street, 6th Floor
San Francisco, CA 94111
P: 415.837.0700

MECHANICAL (Design/Build):
AGC Inc.
745-B Camden Ave
Campbell, CA 95008
P: 408.369.6305

ELECTRICAL (Design/Build):
Sprig Electric
1860 S. 10th St
San Jose, CA 95112
P: 415.536.7848

PLUMBING (Design/Build):
KDS Plumbing, Inc.
1071 N. 13th St
San Jose, CA 95112
P: 408.435.1685

FIRE PROTECTION (Design/Build):
RCM
350 Enterprise Place
Tracy, CA 95304
P: 209.833.8228

POOL CONSULTANT:
Water Technology, Inc.
100 Park Avenue, P.O. Box 614
Beaver Dam, Wisconsin 53916
P: 920.887.7375

REVISION		
NUMBER	DATE	DESCRIPTION

IDENTIFICATION STAMP
DIVISION OF THE STATE ARCHITECT
APPLICATION # 01-115124

AC_____FLS_____SS_____

DATE _____

ISSUE:
INCREMENT II
100% DESIGN DEVELOPMENT

DATE:
07/17/2017

STAMP:

NOT FOR CONSTRUCTION

SHEET TITLE:
ACTIVATED ROOF PLAN - SOUTH SUBDRAINAGE

SHEET NUMBER:
A206S.1

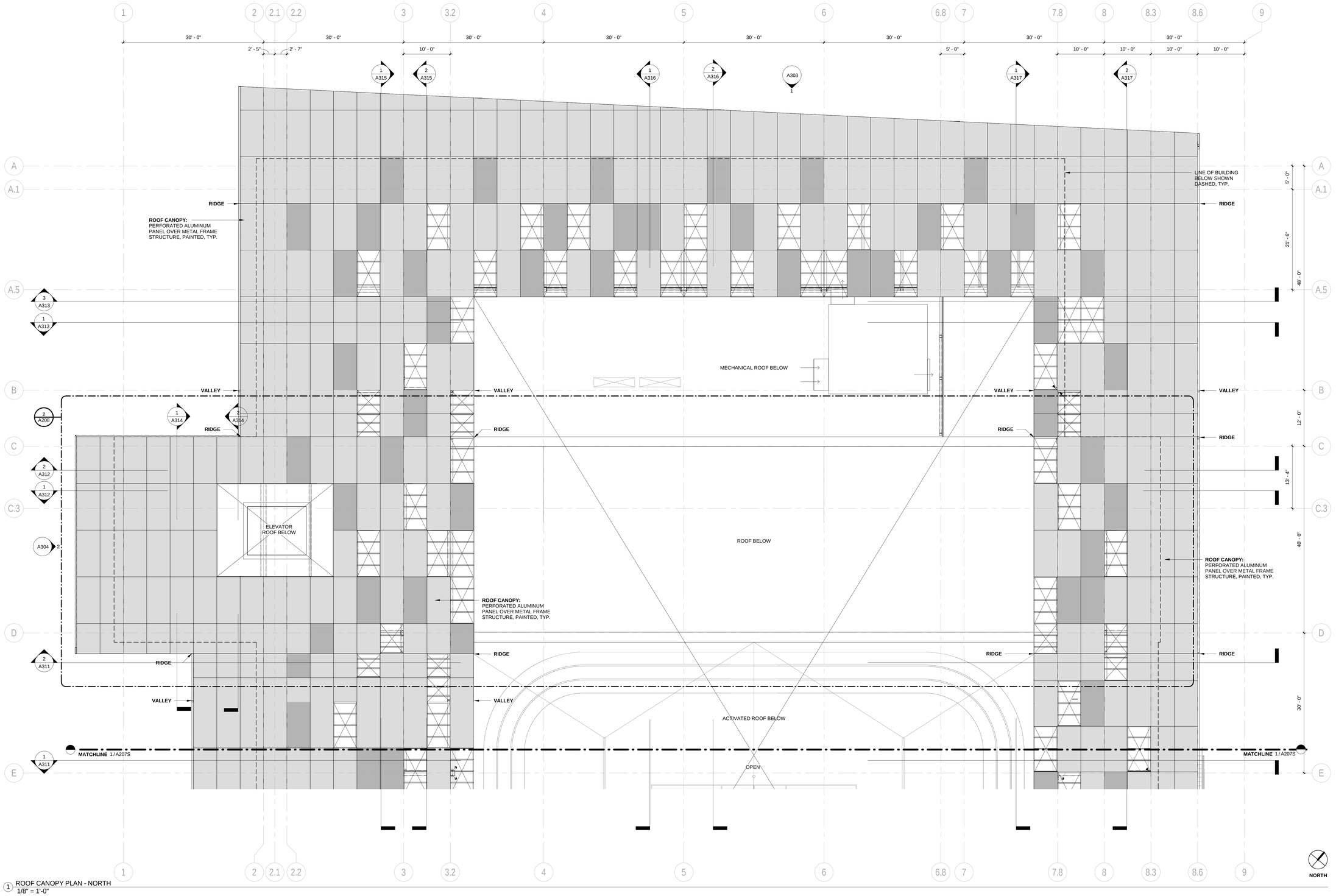

1 ROOF CANOPY PLAN - NORTH
1/8" = 1'-0"

ROOF CANOPY LEGEND

ALL PANELS TO BE ALUMINUM WITH A 30% OPEN PERFORATED PATTERN, PAINTED.

- NO PANEL
- COLOR 2
- COLOR 1

GENERAL NOTES

1. PAINT ALL STRUCTURAL STEEL COLUMNS, BEAMS AND TRUSSES EXPOSED TO PUBLIC VIEW WITH INTUMESCENT PAINT TO PROVIDE TWO-HOUR FIRE PROTECTION. (NOTE: 1-HR. FIRE PROTECTION REQUIRED BY CODE. 2-HR. FIRE PROTECTION PROVIDED FOR DISTRICT STANDARD.)
2. ALL STRUCTURAL STEEL COLUMNS, BEAMS AND TRUSSES CONCEALED OR NOT EXPOSED TO PUBLIC VIEW SHALL RECEIVE SPRAY-APPLIED FIRPROOFING TO PROVIDE TWO-HOUR FIRE PROTECTION.
3. SEE A901 FOR PARTITION TYPES.
4. THE PROJECT IS LOCATED IN A WILDLAND-URBAN INTERFACE FIRE AREA. EXTERIOR MATERIALS ARE REQUIRED TO MEET THE REQUIREMENTS OF CBC CHAPTER 7A. ALL GLAZING UNITS SHALL HAVE A MINIMUM OF ONE GLASS LITE THAT SHALL BE TEMPERED.

BLACH CONSTRUCTION

E|L|S ARCHITECTURE AND URBAN DESIGN

PROJECT:

CAÑADA COLLEGE KINESIOLOGY AND WELLNESS BUILDING

CAN B1N

PROJECT NUMBER:
201619

CLIENT:
SAN MATEO COMMUNITY COLLEGE DISTRICT

3401 CSM DRIVE
SAN MATEO, CA 94402

PROJECT TEAM:

BUILDER:
BLACH Construction
2244 Blach Place, Suite 100
San Jose, CA 95131
P: 408.244.7100

ARCHITECT:
ELS Architecture and Urban Design
2040 Addison St
Berkeley, CA 94704
P: 510.549.2929

CIVIL:
BKF
4670 Willow Rd Ste 250
Pleasanton, CA 94588
P: 925.396.7700

LANDSCAPE:
SWA
2200 Bridgeway
Sausalito, California 94965
P: 415.332.5100

STRUCTURAL:
FOREL/ELSESSER ENGINEERS, INC.
160 Pine Street, 6th Floor
San Francisco, CA 94111
P: 415.837.0700

MECHANICAL (Design/Build):
AGC Inc.
745-B Camden Ave
Campbell, CA 95008
P: 408.369.6305

ELECTRICAL (Design/Build):
Sprig Electric
1860 S. 10th St
San Jose, CA 95112
P: 415.536.7848

PLUMBING (Design/Build):
KDS Plumbing, Inc.
1071 N. 13th St
San Jose, CA 95112
P: 408.435.1685

FIRE PROTECTION (Design/Build):
RCM
350 Enterprise Place
Tracy, CA 95304
P: 209.833.8228

POOL CONSULTANT:
Water Technology, Inc.
100 Park Avenue, P.O. Box 614
Beaver Dam, Wisconsin 53916
P. 920.887.7375

REVISION		
NUMBER	DATE	DESCRIPTION

IDENTIFICATION STAMP
DIVISION OF THE STATE ARCHITECT
APPLICATION # 01-115124

AC_____FLS_____SS_____

DATE _____

ISSUE:
INCREMENT II
100% DESIGN DEVELOPMENT

DATE:
07/17/2017

STAMP:

NOT FOR CONSTRUCTION

SHEET TITLE:
ROOF CANOPY PLAN - NORTH

SHEET NUMBER:
A207N

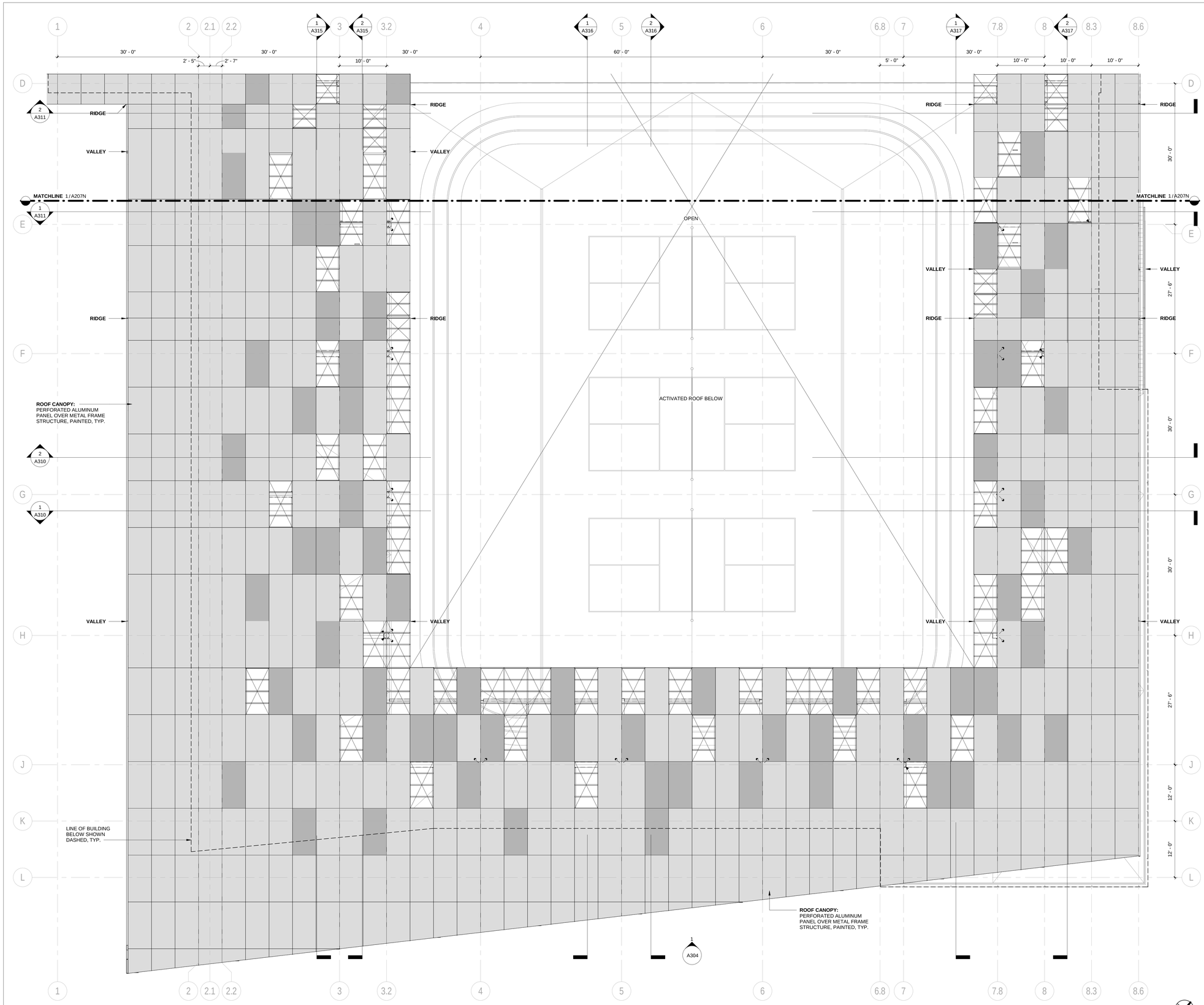

1 ROOF CANOPY PLAN - SOUTH
1/8" = 1'-0"

ROOF CANOPY METAL PANEL TYPE LEGEND

ALL PANELS TO BE ALUMINUM WITH A 30% OPEN PERFORATED PATTERN, PAINTED.

- NO PANEL
- COLOR 2
- COLOR 1

GENERAL NOTES

1. PAINT ALL STRUCTURAL STEEL COLUMNS, BEAMS AND TRUSSES EXPOSED TO PUBLIC VIEW WITH INTUMESCENT PAINT TO PROVIDE TWO-HOUR FIRE PROTECTION. (NOTE: 1-HR. FIRE PROTECTION REQUIRED BY CODE. 2-HR. FIRE PROTECTION PROVIDED FOR DISTRICT STANDARD.)
2. ALL STRUCTURAL STEEL COLUMNS, BEAMS AND TRUSSES CONCEALED OR NOT EXPOSED TO PUBLIC VIEW SHALL RECEIVE SPRAY-APPLIED FIRPROOFING TO PROVIDE TWO-HOUR FIRE PROTECTION.
3. SEE A901 FOR PARTITION TYPES.
4. THE PROJECT IS LOCATED IN A WILDLAND-URBAN INTERFACE FIRE AREA. EXTERIOR MATERIALS ARE REQUIRED TO MEET THE REQUIREMENTS OF CBC CHAPTER 7A. ALL GLAZING UNITS SHALL HAVE A MINIMUM OF ONE GLASS LITE THAT SHALL BE TEMPERED.

BLACH CONSTRUCTION

E|L|S ARCHITECTURE AND URBAN DESIGN

PROJECT:

CAÑADA COLLEGE KINESIOLOGY AND WELLNESS BUILDING

CAN B1N

PROJECT NUMBER:
201619

CLIENT:
SAN MATEO COMMUNITY COLLEGE DISTRICT

3401 CSM DRIVE
SAN MATEO, CA 94402

PROJECT TEAM:

BUILDER:
BLACH Construction
2244 Blach Place, Suite 100
San Jose, CA 95131
P: 408.244.7100

ARCHITECT:
ELS Architecture and Urban Design
2040 Addison St
Berkeley, CA 94704
P: 510.549.2929

CIVIL:
BKF
4670 Willow Rd Ste 250
Pleasanton, CA 94588
P: 925.396.7700

LANDSCAPE:
SWA
2200 Bridgeway
Sausalito, California 94965
P: 415.332.5100

STRUCTURAL:
FORELL/ELSESSER ENGINEERS, INC.
160 Pine Street, 6th Floor
San Francisco, CA 94111
P: 415.837.0700

MECHANICAL (Design/Build):
AGC Inc.
745-B Camden Ave
Campbell, CA 95008
P: 408.369.6305

ELECTRICAL (Design/Build):
Sprig Electric
1860 S. 10th St
San Jose, CA 95112
P: 415.536.7848

PLUMBING (Design/Build):
KDS Plumbing, Inc.
1071 N. 13th St
San Jose, CA 95112
P: 408.435.1685

FIRE PROTECTION (Design/Build):
RCM
350 Enterprise Place
Tracy, CA 95304
P: 209.833.8228

POOL CONSULTANT:
Water Technology, Inc.
100 Park Avenue, P.O. Box 614
Beaver Dam, Wisconsin 53916
P: 920.887.7375

REVISION		
NUMBER	DATE	DESCRIPTION

IDENTIFICATION STAMP
DIVISION OF THE STATE ARCHITECT
APPLICATION # 01-115124

AC_____FLS_____SS_____

DATE _____

ISSUE:
INCREMENT II
100% DESIGN DEVELOPMENT

DATE:
07/17/2017

STAMP:

NOT FOR CONSTRUCTION

SHEET TITLE:
ROOF CANOPY PLAN - SOUTH

SHEET NUMBER:
A207S

CAÑADA COLLEGE KINESIOLOGY AND WELLNESS BUILDING

CAN B1N



SAN MATEO COMMUNITY COLLEGE DISTRICT
4200 FARM HILL BLVD.
REDWOOD CITY, CA 94601

PROJECT NUMBER: 201619.00
DSA APPLICATION NUMBER: #01-116897

INCREMENT II
PERMIT SET
02/20/2019

VOLUME 1

LICENSED ARCHITECT
LAWRENCE DOMINICI
No. C-019182
Ren. 3/31/19
STATE OF CALIFORNIA

IDENTIFICATION STAMP
DIVISION OF THE STATE ARCHITECT
APPLICATION # 01-116897

AC_____FLS_____SS_____

DATE _____

NUMBER	DATE	DESCRIPTION

BLACH CONSTRUCTION

E|L|S ARCHITECTURE AND URBAN DESIGN

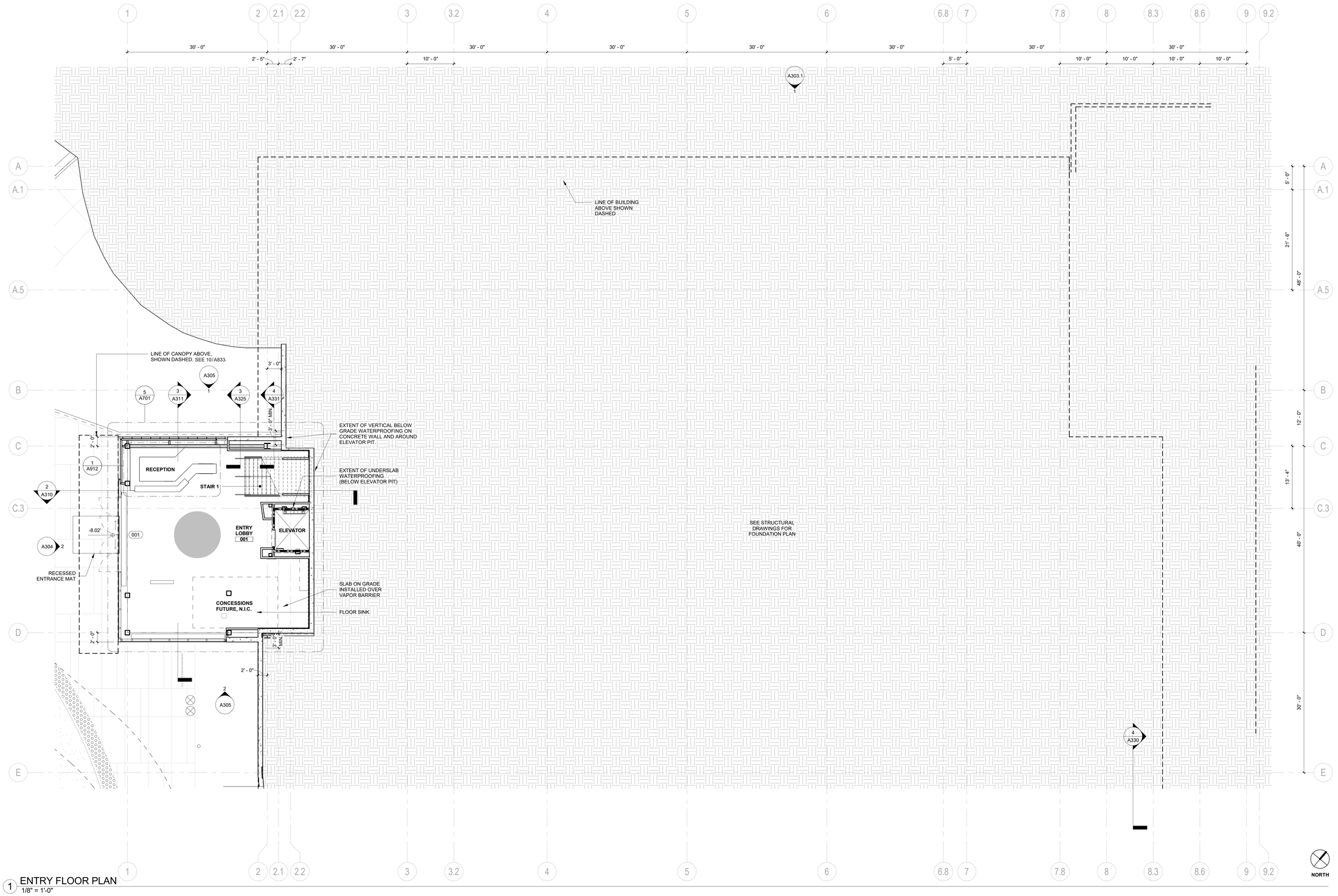

1 ENTRY FLOOR PLAN
1/8" = 1'-0"

GENERAL NOTES

1. PAINT ALL PRIMARY STRUCTURAL STEEL COLUMNS, BEAMS AND TRUSSES EXPOSED TO PUBLIC VIEW WITH INTUMESCENT PAINT TO PROVIDE ONE-HOUR FIRE PROTECTION.
   BEAMS: UL N634
   COLUMNS: UL Y615 & UL Y616
2. ALL PRIMARY STRUCTURAL STEEL COLUMNS, BEAMS AND TRUSSES CONCEALED OR NOT EXPOSED TO PUBLIC VIEW SHALL RECEIVE CEMENTITIOUS FIRPROOFING TO PROVIDE ONE-HOUR FIRE PROTECTION.
   BEAMS:
   COLUMNS: UL X790
3. SEE A901 FOR PARTITION TYPES.
4. SEE A1000 SERIES FOR FURNITURE PLANS.
5. THE PROJECT IS LOCATED IN A WILDLAND-URBAN INTERFACE FIRE AREA. EXTERIOR MATERIALS ARE REQUIRED TO MEET THE REQUIREMENTS OF CBC CHAPTER 7A. ALL GLAZING UNITS SHALL HAVE A MINIMUM OF ONE GLASS LITE THAT SHALL BE TEMPERED.
6. PROVIDE SIGNAGE AT PROTECTED ZONES FOR ALL MOMENT FRAME BEAMS. SEE 6 / A802.1 .
7. SEE SHEET A801 FOR FINISH LEGEND.
8. SEE SHEET A802 FOR DOOR SCHEDULE.
9. SIGNAGE MUST BE FILED INSPECTED PER CBC 11B-703.1.1

BLACH CONSTRUCTION

ELS ARCHITECTURE AND URBAN DESIGN

PROJECT:

CAÑADA COLLEGE KINESIOLOGY AND WELLNESS BUILDING

CAN B1N

PROJECT NUMBER:
201619

CLIENT:
SAN MATEO COMMUNITY COLLEGE DISTRICT

4200 FARM HILL BLVD.
REDWOOD CITY, CA 94601

PROJECT TEAM:

BUILDER:
BLACH Construction
2244 Blach Place, Suite 100
San Jose, CA 95131
P: 408.244.7100

ARCHITECT:
ELS Architecture and Urban Design
2040 Addison St
Berkeley, CA 94704
P: 510.549.2929

CIVIL:
BKF
4670 Willow Rd Ste 250
Pleasanton, CA 94588
P: 925.396.7700

LANDSCAPE:
SWA
2200 Bridgeway
Sausalito, California 94965
P: 415.332.5100

STRUCTURAL:
FORELL/ELSESSER ENGINEERS, INC.
160 Pine Street, 6th Floor
San Francisco, CA 94111
P: 415.837.0700

MECHANICAL (Design/Build):
AGC Inc.
745-B Camden Ave
Campbell, CA 95008
P: 408.369.6305

ELECTRICAL (Design/Build):
Sprig Electric
1860 S. 10th St
San Jose, CA 95112
P: 415.536.7848

PLUMBING (Design/Build):
KDS Plumbing, Inc.
1071 N. 13th St
San Jose, CA 95112
P: 408.435.1685

FIRE PROTECTION (Design/Build):
RCM
350 Enterprise Place
Tracy, CA 95304
P: 209.833.8228

POOL CONSULTANT:
Water Technology, Inc.
100 Park Avenue, P.O. Box 614
Beaver Dam, Wisconsin 53916
P: 920.887.7375

REVISION		
NUMBER	DATE	DESCRIPTION

IDENTIFICATION STAMP
DIVISION OF THE STATE ARCHITECT
APPLICATION # 01-116897

AC_____FLS_____SS_____

DATE _____

ISSUE: **INCREMENT II PERMIT SET**

DATE: **02/20/2019**

STAMP:

LICENSED ARCHITECT
CLARENCE D. MAMUYAC, Jr.
No. C-019182
Ren. 3/31/19
STATE OF CALIFORNIA

SHEET TITLE:

ENTRY FLOOR PLAN

SHEET NUMBER:

A201

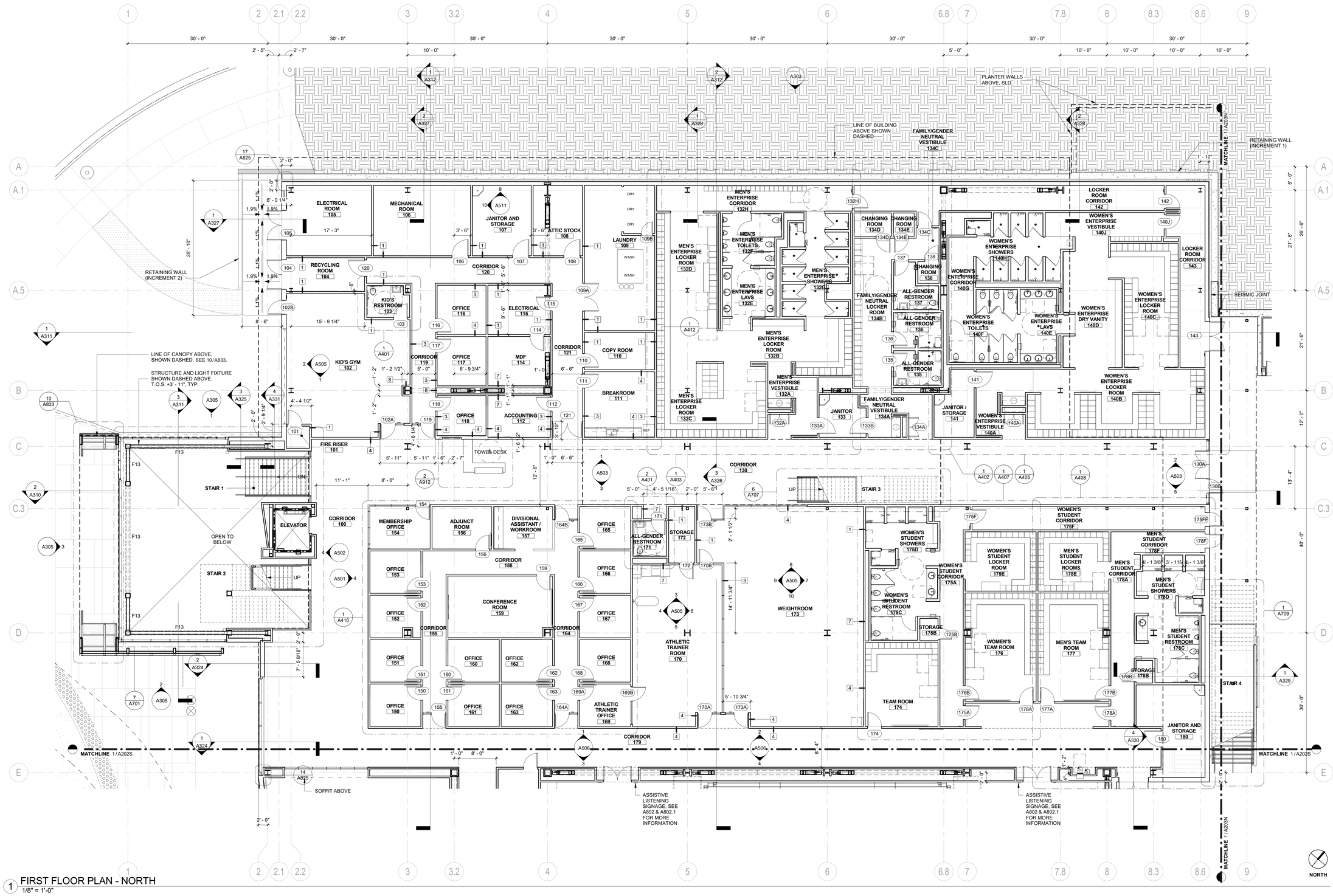

1 FIRST FLOOR PLAN - NORTH
1/8" = 1'-0"

GENERAL NOTES

1. PAINT ALL PRIMARY STRUCTURAL STEEL COLUMNS, BEAMS AND TRUSSES EXPOSED TO PUBLIC VIEW WITH INTUMESCENT PAINT TO PROVIDE ONE-HOUR FIRE PROTECTION.
   BEAMS: UL N634
   COLUMNS: UL Y615 & UL Y616
2. ALL PRIMARY STRUCTURAL STEEL COLUMNS, BEAMS AND TRUSSES CONCEALED OR NOT EXPOSED TO PUBLIC VIEW SHALL RECEIVE CEMENTITIOUS FIRPROOFING TO PROVIDE ONE-HOUR FIRE PROTECTION.
   BEAMS:
   COLUMNS: UL X790
3. SEE A901 FOR PARTITION TYPES.
4. SEE A1000 SERIES FOR FURNITURE PLANS.
5. THE PROJECT IS LOCATED IN A WILDLAND-URBAN INTERFACE FIRE AREA. EXTERIOR MATERIALS ARE REQUIRED TO MEET THE REQUIREMENTS OF CBC CHAPTER 7A. ALL GLAZING UNITS SHALL HAVE A MINIMUM OF ONE GLASS LITE THAT SHALL BE TEMPERED.
6. PROVIDE SIGNAGE AT PROTECTED ZONES FOR ALL MOMENT FRAME BEAMS. SEE 6 / A802.1 .
7. SEE SHEET A801 FOR FINISH LEGEND.
8. SEE SHEET A802 FOR DOOR SCHEDULE.
9. SIGNAGE MUST BE FILED INSPECTED PER CBC 11B-703.1.1

BLACH CONSTRUCTION

ELS
ARCHITECTURE AND URBAN DESIGN

PROJECT:

CAÑADA COLLEGE KINESIOLOGY AND WELLNESS BUILDING
CAN B1N

PROJECT NUMBER:
201619

CLIENT:
SAN MATEO COMMUNITY COLLEGE DISTRICT
4200 FARM HILL BLVD.
REDWOOD CITY, CA 94601

PROJECT TEAM:

BUILDER:
BLACH Construction
2244 Blach Place, Suite 100
San Jose, CA 95131
P: 408.244.7100

ARCHITECT:
ELS Architecture and Urban Design
2040 Addison St
Berkeley, CA 94704
P: 510.549.2929

CIVIL:
BKF
4670 Willow Rd Ste 250
Pleasanton, CA 94588
P: 925.396.7700

LANDSCAPE:
SWA
2200 Bridgeway
Sausalito, California 94965
P: 415.332.5100

STRUCTURAL:
FORELL/ELSESSER ENGINEERS, INC.
160 Pine Street, 6th Floor
San Francisco, CA 94111
P: 415.837.0700

MECHANICAL (Design/Build):
AGC Inc.
745-B Camden Ave
Campbell, CA 95008
P: 408.369.6305

ELECTRICAL (Design/Build):
Sprig Electric
1860 S. 10th St
San Jose, CA 95112
P: 415.536.7848

PLUMBING (Design/Build):
KDS Plumbing, Inc.
1071 N. 13th St
San Jose, CA 95112
P: 408.435.1685

FIRE PROTECTION (Design/Build):
RCM
350 Enterprise Place
Tracy, CA 95304
P: 209.833.8228

POOL CONSULTANT:
Water Technology, Inc.
100 Park Avenue, P.O. Box 614
Beaver Dam, Wisconsin 53916
P. 920.887.7375

REVISION		
NUMBER	DATE	DESCRIPTION

IDENTIFICATION STAMP
DIVISION OF THE STATE ARCHITECT
APPLICATION # 01-116897

AC_____FLS_____SS_____

DATE _____

ISSUE: **INCREMENT II**
PERMIT SET

DATE:
02/20/2019

STAMP:

LICENSED ARCHITECT
LAURENCE ALAN MUNSTER
No. C-019182
Ren. 3/31/19
STATE OF CALIFORNIA

SHEET TITLE:
FIRST FLOOR PLAN - NORTH

SHEET NUMBER:
A202N

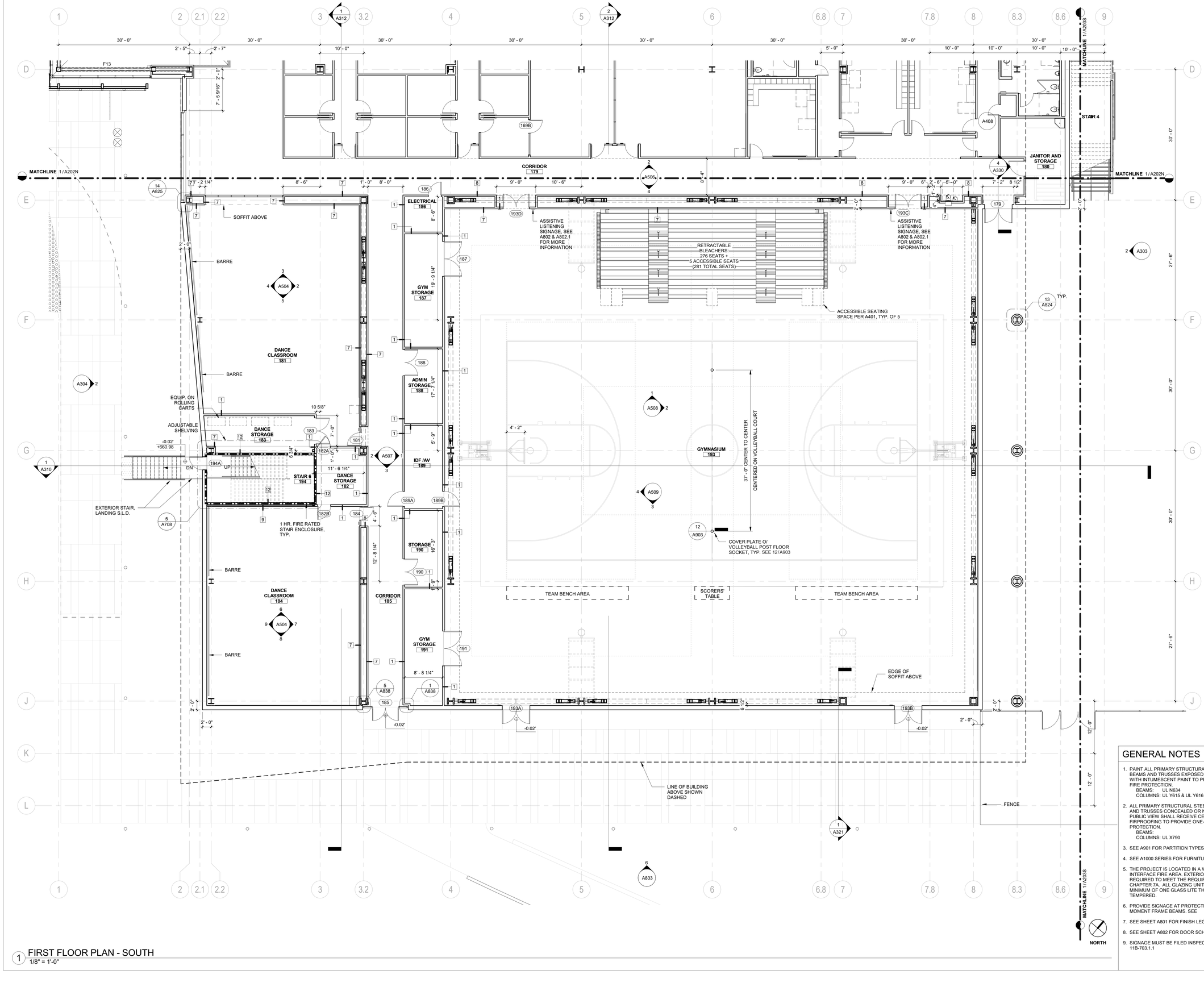

1 FIRST FLOOR PLAN - SOUTH
1/8" = 1'-0"

GENERAL NOTES

1. PAINT ALL PRIMARY STRUCTURAL STEEL COLUMNS, BEAMS AND TRUSSES EXPOSED TO PUBLIC VIEW WITH INTUMESCENT PAINT TO PROVIDE ONE-HOUR FIRE PROTECTION.
   BEAMS: UL N634
   COLUMNS: UL Y615 & UL Y616
2. ALL PRIMARY STRUCTURAL STEEL COLUMNS, BEAMS AND TRUSSES CONCEALED OR NOT EXPOSED TO PUBLIC VIEW SHALL RECEIVE CEMENTITIOUS FIRPROOFING TO PROVIDE ONE-HOUR FIRE PROTECTION.
   BEAMS:
   COLUMNS: UL X790
3. SEE A901 FOR PARTITION TYPES.
4. SEE A1000 SERIES FOR FURNITURE PLANS.
5. THE PROJECT IS LOCATED IN A WILDLAND-URBAN INTERFACE FIRE AREA. EXTERIOR MATERIALS ARE REQUIRED TO MEET THE REQUIREMENTS OF CBC CHAPTER 7A. ALL GLAZING UNITS SHALL HAVE A MINIMUM OF ONE GLASS LITE THAT SHALL BE TEMPERED.
6. PROVIDE SIGNAGE AT PROTECTED ZONES FOR ALL MOMENT FRAME BEAMS. SEE
7. SEE SHEET A801 FOR FINISH LEGEND.
8. SEE SHEET A802 FOR DOOR SCHEDULE.
9. SIGNAGE MUST BE FILED INSPECTED PER CBC 11B-703.1.1

BLACH CONSTRUCTION

ELS ARCHITECTURE AND URBAN DESIGN

PROJECT:

CAÑADA COLLEGE KINESIOLOGY AND WELLNESS BUILDING

CAN B1N

PROJECT NUMBER:
201619

CLIENT:
SAN MATEO COMMUNITY COLLEGE DISTRICT
4200 FARM HILL BLVD.
REDWOOD CITY, CA 94601

PROJECT TEAM:

BUILDER:
BLACH Construction
2244 Blach Place, Suite 100
San Jose, CA 95131
P: 408.244.7100

ARCHITECT:
ELS Architecture and Urban Design
2040 Addison St
Berkeley, CA 94704
P: 510.549.2929

CIVIL:
BKF
4670 Willow Rd Ste 250
Pleasanton, CA 94588
P: 925.396.7700

LANDSCAPE:
SWA
2200 Bridgeway
Sausalito, California 94965
P: 415.332.5100

STRUCTURAL:
FORELL/ELSESSER ENGINEERS, INC.
160 Pine Street, 6th Floor
San Francisco, CA 94111
P: 415.837.0700

MECHANICAL (Design/Build):
AGC Inc.
745-B Camden Ave
Campbell, CA 95008
P: 408.369.6305

ELECTRICAL (Design/Build):
Sprig Electric
1860 S. 10th St
San Jose, CA 95112
P: 415.536.7848

PLUMBING (Design/Build):
KDS Plumbing, Inc.
1071 N. 13th St
San Jose, CA 95112
P: 408.435.1685

FIRE PROTECTION (Design/Build):
RCM
350 Enterprise Place
Tracy, CA 95304
P: 209.833.8228

POOL CONSULTANT:
Water Technology, Inc.
100 Park Avenue, P.O. Box 614
Beaver Dam, Wisconsin 53916
P. 920.887.7375

REVISION		
NUMBER	DATE	DESCRIPTION

IDENTIFICATION STAMP
DIVISION OF THE STATE ARCHITECT
APPLICATION # 01-116897

AC_____FLS_____SS_____

DATE _____

ISSUE: **INCREMENT II PERMIT SET**

DATE: **02/20/2019**

STAMP:

LICENSED ARCHITECT
CLARENCE D. MAHUTAC Jr.
No. C-019182
Ren. 3/31/19
STATE OF CALIFORNIA

SHEET TITLE:

FIRST FLOOR PLAN - SOUTH

SHEET NUMBER:

A202S

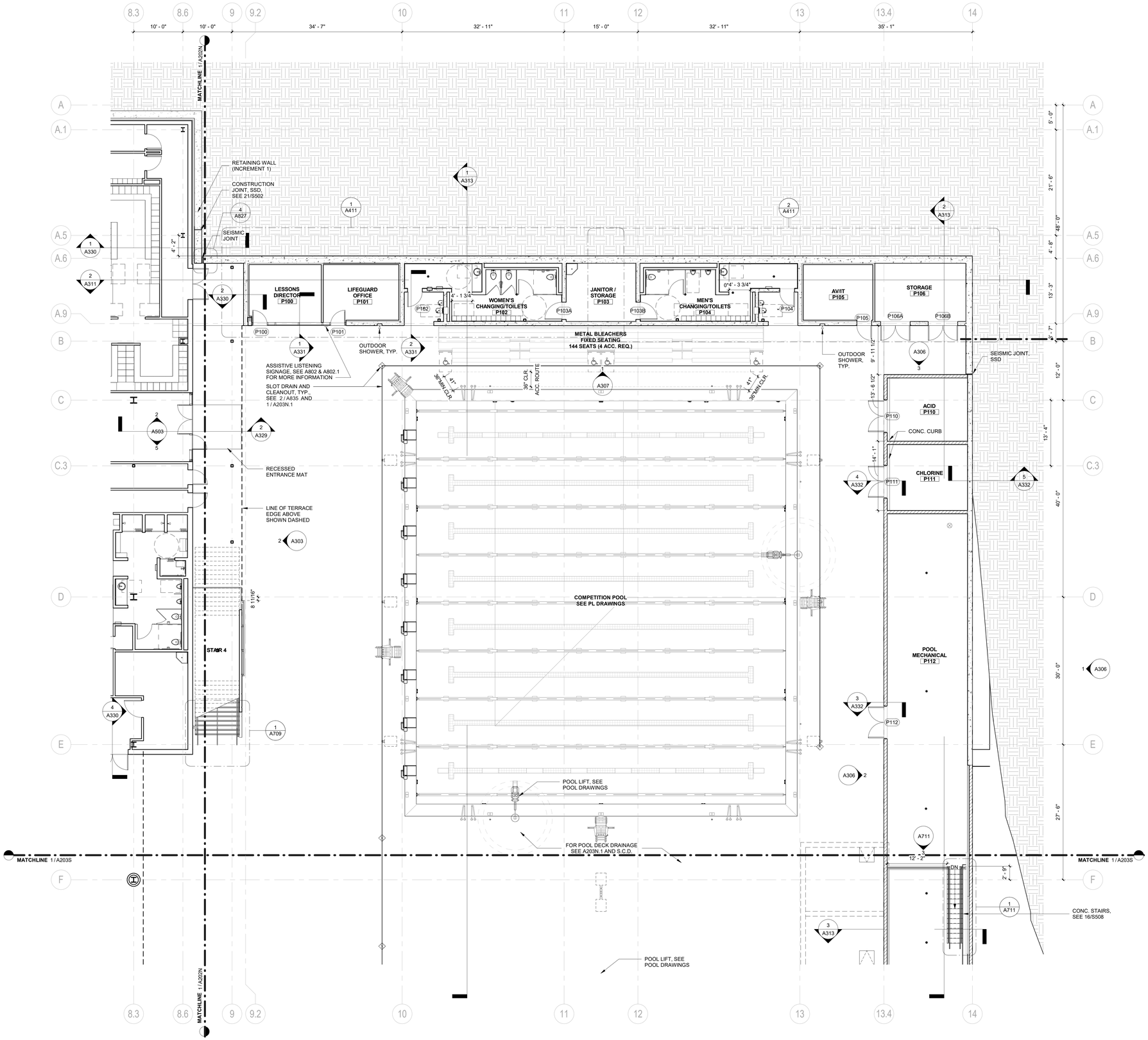

1 FIRST FLOOR PLAN - POOL SUPPORT NORTH
1/8" = 1'-0"

GENERAL NOTES

1. PAINT ALL PRIMARY STRUCTURAL STEEL COLUMNS, BEAMS AND TRUSSES EXPOSED TO PUBLIC VIEW WITH INTUMESCENT PAINT TO PROVIDE ONE-HOUR FIRE PROTECTION.
   BEAMS: UL N634
   COLUMNS: UL Y615 & UL Y616
2. ALL PRIMARY STRUCTURAL STEEL COLUMNS, BEAMS AND TRUSSES CONCEALED OR NOT EXPOSED TO PUBLIC VIEW SHALL RECEIVE CEMENTITIOUS FIRPROOFING TO PROVIDE ONE-HOUR FIRE PROTECTION.
   BEAMS:
   COLUMNS: UL X790
3. SEE A901 FOR PARTITION TYPES.
4. SEE A1000 SERIES FOR FURNITURE PLANS.
5. THE PROJECT IS LOCATED IN A WILDLAND-URBAN INTERFACE FIRE AREA. EXTERIOR MATERIALS ARE REQUIRED TO MEET THE REQUIREMENTS OF CBC CHAPTER 7A. ALL GLAZING UNITS SHALL HAVE A MINIMUM OF ONE GLASS LITE THAT SHALL BE TEMPERED.
6. PROVIDE SIGNAGE AT PROTECTED ZONES FOR ALL MOMENT FRAME BEAMS. SEE .
7. SEE SHEET A801 FOR FINISH LEGEND.
8. SEE SHEET A802 FOR DOOR SCHEDULE.
9. SIGNAGE MUST BE FILED INSPECTED PER CBC 11B-703.1.1

LEGEND

C.I.P. CONC. WALL

CMU WALL

NORTH

BLACH CONSTRUCTION

ELS ARCHITECTURE AND URBAN DESIGN

PROJECT:

CAÑADA COLLEGE KINESIOLOGY AND WELLNESS BUILDING

CAN B1N

PROJECT NUMBER:
201619

CLIENT:
SAN MATEO COMMUNITY COLLEGE DISTRICT
4200 FARM HILL BLVD.
REDWOOD CITY, CA 94601

PROJECT TEAM:

BUILDER:
BLACH Construction
2244 Blach Place, Suite 100
San Jose, CA 95131
P: 408.244.7100

ARCHITECT:
ELS Architecture and Urban Design
2040 Addison St
Berkeley, CA 94704
P: 510.549.2929

CIVIL:
BKF
4670 Willow Rd Ste 250
Pleasanton, CA 94588
P: 925.396.7700

LANDSCAPE:
SWA
2200 Bridgeway
Sausalito, California 94965
P: 415.332.5100

STRUCTURAL:
FORELL/ELSESSER ENGINEERS, INC.
160 Pine Street, 6th Floor
San Francisco, CA 94111
P: 415.837.0700

MECHANICAL (Design/Build):
ACIC Inc.
745-B Camden Ave
Campbell, CA 95008
P: 408.369.6305

ELECTRICAL (Design/Build):
Sprig Electric
1860 S. 10th St
San Jose, CA 95112
P: 415.536.7848

PLUMBING (Design/Build):
KDS Plumbing, Inc.
1071 N. 13th St
San Jose, CA 95112
P: 408.435.1685

FIRE PROTECTION (Design/Build):
RCM
350 Enterprise Place
Tracy, CA 95304
P: 209.833.8228

POOL CONSULTANT:
Water Technology, Inc.
100 Park Avenue, P.O. Box 614
Beaver Dam, Wisconsin 53916
P. 920.887.7375

REVISION		
NUMBER	DATE	DESCRIPTION

IDENTIFICATION STAMP
DIVISION OF THE STATE ARCHITECT
APPLICATION # 01-116897

AC_____FLS_____SS_____

DATE _____

ISSUE: **INCREMENT II**
PERMIT SET

DATE: **02/20/2019**

STAMP:

LICENSED ARCHITECT
LAURENCE DOMINIC KAY JR.
No. C-019182
Ren. 3/31/19
STATE OF CALIFORNIA

SHEET TITLE:
FIRST FLOOR PLAN - POOL SUPPORT NORTH

SHEET NUMBER:
A203N

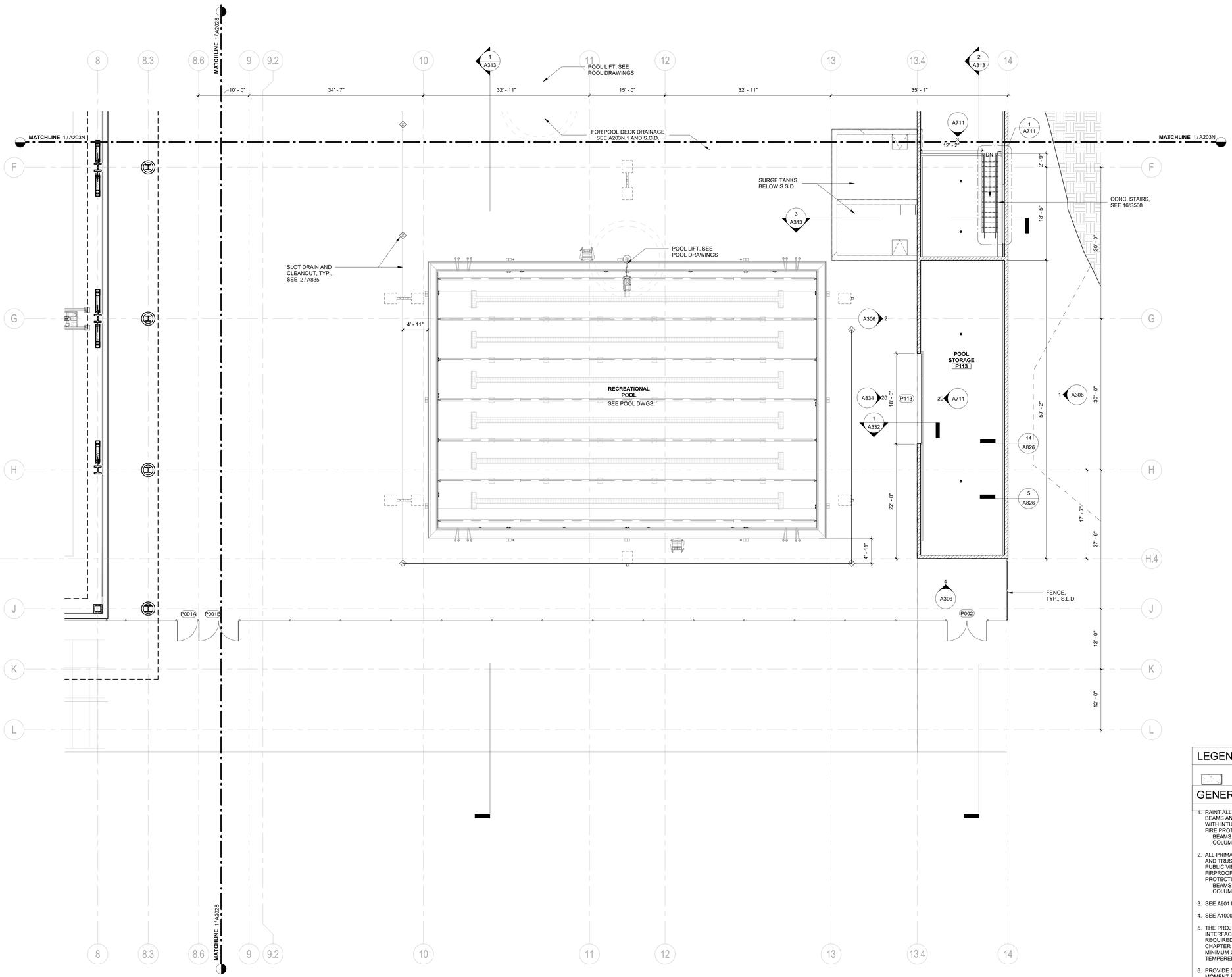

1 FIRST FLOOR PLAN - POOL SUPPORT SOUTH
1/8" = 1'-0"

NORTH

LEGEND

C.I.P. CONC. WALL

GENERAL NOTES

1. PAINT ALL PRIMARY STRUCTURAL STEEL COLUMNS, BEAMS AND TRUSSES EXPOSED TO PUBLIC VIEW WITH INTUMESCENT PAINT TO PROVIDE ONE-HOUR FIRE PROTECTION.
   BEAMS: UL N634
   COLUMNS: UL Y615 & UL Y616
2. ALL PRIMARY STRUCTURAL STEEL COLUMNS, BEAMS AND TRUSSES CONCEALED OR NOT EXPOSED TO PUBLIC VIEW SHALL RECEIVE CEMENTITIOUS FIRPROOFING TO PROVIDE ONE-HOUR FIRE PROTECTION.
   BEAMS:
   COLUMNS: UL X790
3. SEE A901 FOR PARTITION TYPES.
4. SEE A1000 SERIES FOR FURNITURE PLANS.
5. THE PROJECT IS LOCATED IN A WILDLAND-URBAN INTERFACE FIRE AREA. EXTERIOR MATERIALS ARE REQUIRED TO MEET THE REQUIREMENTS OF CBC CHAPTER 7A. ALL GLAZING UNITS SHALL HAVE A MINIMUM OF ONE GLASS LITE THAT SHALL BE TEMPERED.
6. PROVIDE SIGNAGE AT PROTECTED ZONES FOR ALL MOMENT FRAME BEAMS. SEE .
7. SEE SHEET A801 FOR FINISH LEGEND.
8. SEE SHEET A802 FOR DOOR SCHEDULE.
9. SIGNAGE MUST BE FILED INSPECTED PER CBC 11B-703.1.1

BLACH CONSTRUCTION

E|L|S ARCHITECTURE AND URBAN DESIGN

PROJECT:

CAÑADA COLLEGE KINESIOLOGY AND WELLNESS BUILDING

CAN B1N

PROJECT NUMBER:
201619

CLIENT:
SAN MATEO COMMUNITY COLLEGE DISTRICT
4200 FARM HILL BLVD.
REDWOOD CITY, CA 94601

PROJECT TEAM:

BUILDER:
BLACH Construction
2244 Blach Place, Suite 100
San Jose, CA 95131
P: 408.244.7100

ARCHITECT:
ELS Architecture and Urban Design
2040 Addison St
Berkeley, CA 94704
P: 510.549.2929

CIVIL:
BKF
4670 Willow Rd Ste 250
Pleasanton, CA 94588
P: 925.396.7700

LANDSCAPE:
SWA
2200 Bridgeway
Sausalito, California 94965
P: 415.332.5100

STRUCTURAL:
FORELL/ELSESSER ENGINEERS, INC.
160 Pine Street, 6th Floor
San Francisco, CA 94111
P: 415.837.0700

MECHANICAL (Design/Build):
AGC Inc.
745-B Camden Ave
Campbell, CA 95008
P: 408.369.6305

ELECTRICAL (Design/Build):
Sprig Electric
1860 S. 10th St
San Jose, CA 95112
P: 415.536.7848

PLUMBING (Design/Build):
KDS Plumbing, Inc.
1071 N. 13th St
San Jose, CA 95112
P: 408.435.1685

FIRE PROTECTION (Design/Build):
RCM
350 Enterprise Place
Tracy, CA 95304
P: 209.833.8228

POOL CONSULTANT:
Water Technology, Inc.
100 Park Avenue, P.O. Box 614
Beaver Dam, Wisconsin 53916
P. 920.887.7375

REVISION		
NUMBER	DATE	DESCRIPTION

IDENTIFICATION STAMP
DIVISION OF THE STATE ARCHITECT
APPLICATION # 01-116897

AC_____FLS_____SS_____

DATE _____

ISSUE: **INCREMENT II**
PERMIT SET

DATE:
02/20/2019

STAMP:

LICENSED ARCHITECT
EDWARDS DEAN HOFFMAN
No. C-019182
Ren. 3/31/19
STATE OF CALIFORNIA

SHEET TITLE:
FIRST FLOOR PLAN - POOL SUPPORT SOUTH

SHEET NUMBER:
A203S

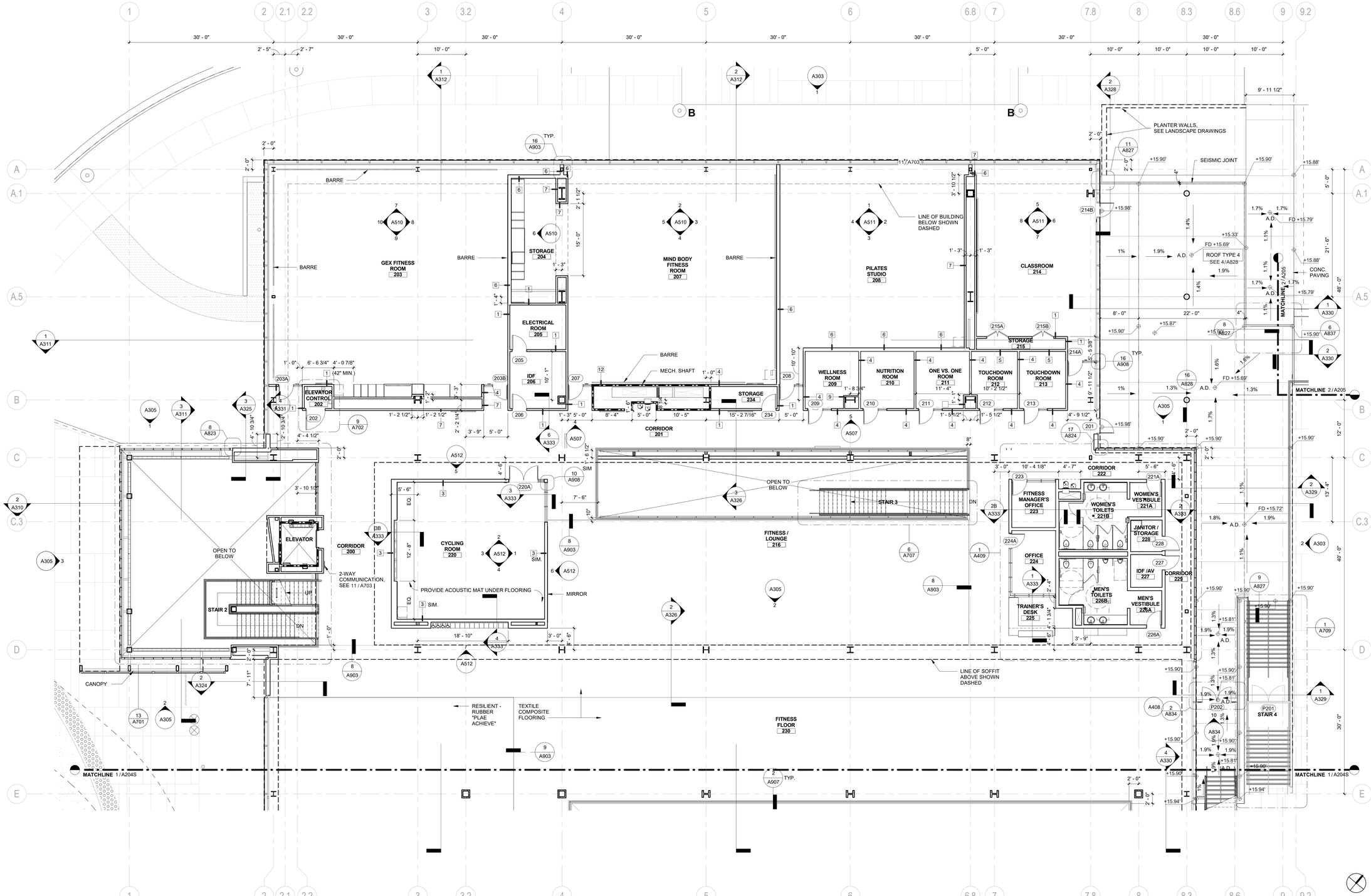

1 SECOND FLOOR PLAN - NORTH
1/8" = 1'-0"

GENERAL NOTES

1. PAINT ALL PRIMARY STRUCTURAL STEEL COLUMNS, BEAMS AND TRUSSES EXPOSED TO PUBLIC VIEW WITH INTUMESCENT PAINT TO PROVIDE ONE-HOUR FIRE PROTECTION.
   BEAMS: UL N634
   COLUMNS: UL Y615 & UL Y616
2. ALL PRIMARY STRUCTURAL STEEL COLUMNS, BEAMS AND TRUSSES CONCEALED OR NOT EXPOSED TO PUBLIC VIEW SHALL RECEIVE CEMENTITIOUS FIRPROOFING TO PROVIDE ONE-HOUR FIRE PROTECTION.
   BEAMS:
   COLUMNS: UL X790
3. SEE A901 FOR PARTITION TYPES.
4. SEE A1000 SERIES FOR FURNITURE PLANS.
5. THE PROJECT IS LOCATED IN A WILDLAND-URBAN INTERFACE FIRE AREA. EXTERIOR MATERIALS ARE REQUIRED TO MEET THE REQUIREMENTS OF CBC CHAPTER 7A. ALL GLAZING UNITS SHALL HAVE A MINIMUM OF ONE GLASS LITE THAT SHALL BE TEMPERED.
6. PROVIDE SIGNAGE AT PROTECTED ZONES FOR ALL MOMENT FRAME BEAMS. SEE 6 / A802.1 .
7. SEE SHEET A801 FOR FINISH LEGEND.
8. SEE SHEET A802 FOR DOOR SCHEDULE.
9. SIGNAGE MUST BE FILED INSPECTED PER CBC 11B-703.1.1

BLACH CONSTRUCTION

E|L|S ARCHITECTURE AND URBAN DESIGN

PROJECT:

CAÑADA COLLEGE KINESIOLOGY AND WELLNESS BUILDING

CAN B1N

PROJECT NUMBER:
201619

CLIENT:
SAN MATEO COMMUNITY COLLEGE DISTRICT
4200 FARM HILL BLVD.
REDWOOD CITY, CA 94601

PROJECT TEAM:

BUILDER:
BLACH Construction
2244 Blach Place, Suite 100
San Jose, CA 95131
P: 408.244.7100

ARCHITECT:
ELS Architecture and Urban Design
2040 Addison St
Berkeley, CA 94704
P: 510.549.2929

CIVIL:
BKF
4670 Willow Rd Ste 250
Pleasanton, CA 94588
P: 925.396.7700

LANDSCAPE:
SWA
2200 Bridgeway
Sausalito, California 94965
P: 415.332.5100

STRUCTURAL:
FORELL/ELSESSER ENGINEERS, INC.
160 Pine Street, 6th Floor
San Francisco, CA 94111
P: 415.837.0700

MECHANICAL (Design/Build):
AGC Inc.
745-B Camden Ave
Campbell, CA 95008
P: 408.369.6305

ELECTRICAL (Design/Build):
Sprig Electric
1860 S. 10th St
San Jose, CA 95112
P: 415.536.7848

PLUMBING (Design/Build):
KDS Plumbing, Inc.
1071 N. 13th St
San Jose, CA 95112
P: 408.435.1685

FIRE PROTECTION (Design/Build):
RCM
350 Enterprise Place
Tracy, CA 95304
P: 209.833.8228

POOL CONSULTANT:
Water Technology, Inc.
100 Park Avenue, P.O. Box 614
Beaver Dam, Wisconsin 53916
P: 920.887.7375

REVISION		
NUMBER	DATE	DESCRIPTION

IDENTIFICATION STAMP
DIVISION OF THE STATE ARCHITECT
APPLICATION # 01-116897

AC_____FLS_____SS_____

DATE _____

ISSUE: **INCREMENT II**
PERMIT SET

DATE:
02/20/2019

STAMP:

LICENSED ARCHITECT — LAWRENCE DOMINICK JR. — RENEWAL 08-31-19 — STATE OF CALIFORNIA

SHEET TITLE:
SECOND FLOOR PLAN - NORTH

SHEET NUMBER:
A204N

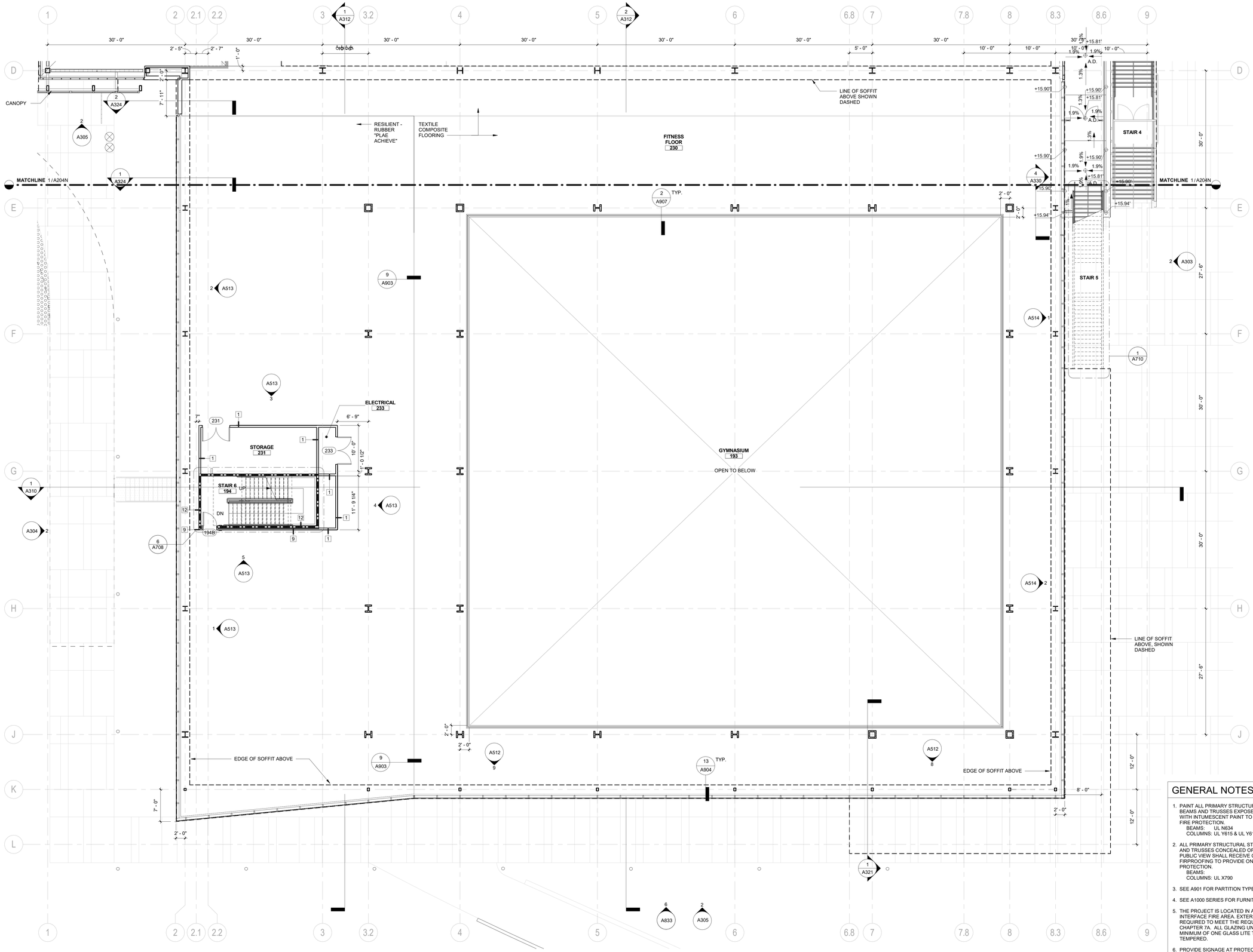

1 SECOND FLOOR PLAN - SOUTH
1/8" = 1'-0"

GENERAL NOTES

1. PAINT ALL PRIMARY STRUCTURAL STEEL COLUMNS, BEAMS AND TRUSSES EXPOSED TO PUBLIC VIEW WITH INTUMESCENT PAINT TO PROVIDE ONE-HOUR FIRE PROTECTION.
   BEAMS: UL N634
   COLUMNS: UL Y615 & UL Y616
2. ALL PRIMARY STRUCTURAL STEEL COLUMNS, BEAMS AND TRUSSES CONCEALED OR NOT EXPOSED TO PUBLIC VIEW SHALL RECEIVE CEMENTITIOUS FIRPROOFING TO PROVIDE ONE-HOUR FIRE PROTECTION.
   BEAMS:
   COLUMNS: UL X790
3. SEE A901 FOR PARTITION TYPES.
4. SEE A1000 SERIES FOR FURNITURE PLANS.
5. THE PROJECT IS LOCATED IN A WILDLAND-URBAN INTERFACE FIRE AREA. EXTERIOR MATERIALS ARE REQUIRED TO MEET THE REQUIREMENTS OF CBC CHAPTER 7A. ALL GLAZING UNITS SHALL HAVE A MINIMUM OF ONE GLASS LITE THAT SHALL BE TEMPERED.
6. PROVIDE SIGNAGE AT PROTECTED ZONES FOR ALL MOMENT FRAME BEAMS. SEE .
7. SEE SHEET A801 FOR FINISH LEGEND.
8. SEE SHEET A802 FOR DOOR SCHEDULE.
9. SIGNAGE MUST BE FILED INSPECTED PER CBC 11B-703.1.1

BLACH CONSTRUCTION

ELS ARCHITECTURE AND URBAN DESIGN

PROJECT:

CAÑADA COLLEGE KINESIOLOGY AND WELLNESS BUILDING

CAN B1N

PROJECT NUMBER:
201619

CLIENT:
SAN MATEO COMMUNITY COLLEGE DISTRICT
4200 FARM HILL BLVD.
REDWOOD CITY, CA 94601

PROJECT TEAM:

BUILDER:
BLACH Construction
2244 Blach Place, Suite 100
San Jose, CA 95131
P: 408.244.7100

ARCHITECT:
ELS Architecture and Urban Design
2040 Addison St
Berkeley, CA 94704
P: 510.549.2929

CIVIL:
BKF
4670 Willow Rd Ste 250
Pleasanton, CA 94588
P: 925.396.7700

LANDSCAPE:
SWA
2200 Bridgeway
Sausalito, California 94965
P: 415.332.5100

STRUCTURAL:
FORELL/ELSESSER ENGINEERS, INC.
160 Pine Street, 6th Floor
San Francisco, CA 94111
P: 415.837.0700

MECHANICAL (Design/Build):
AGC Inc.
745-B Camden Ave
Campbell, CA 95008
P: 408.369.6305

ELECTRICAL (Design/Build):
Sprig Electric
1860 S. 10th St
San Jose, CA 95112
P: 415.536.7848

PLUMBING (Design/Build):
KDS Plumbing, Inc.
1071 N. 13th St
San Jose, CA 95112
P: 408.435.1685

FIRE PROTECTION (Design/Build):
RCM
350 Enterprise Place
Tracy, CA 95304
P: 209.833.8228

POOL CONSULTANT:
Water Technology, Inc.
100 Park Avenue, P.O. Box 614
Beaver Dam, Wisconsin 53916
P. 920.887.7375

REVISION		
NUMBER	DATE	DESCRIPTION

IDENTIFICATION STAMP
DIVISION OF THE STATE ARCHITECT
APPLICATION # 01-116897

AC_____FLS_____SS_____

DATE _____

ISSUE: **INCREMENT II PERMIT SET**

DATE: **02/20/2019**

STAMP:

LICENSED ARCHITECT
CLARENCE D. MANUYAG, Jr.
No. C-019182
Ren. 3/31/19
STATE OF CALIFORNIA

SHEET TITLE:
SECOND FLOOR PLAN - SOUTH

SHEET NUMBER:
A204S

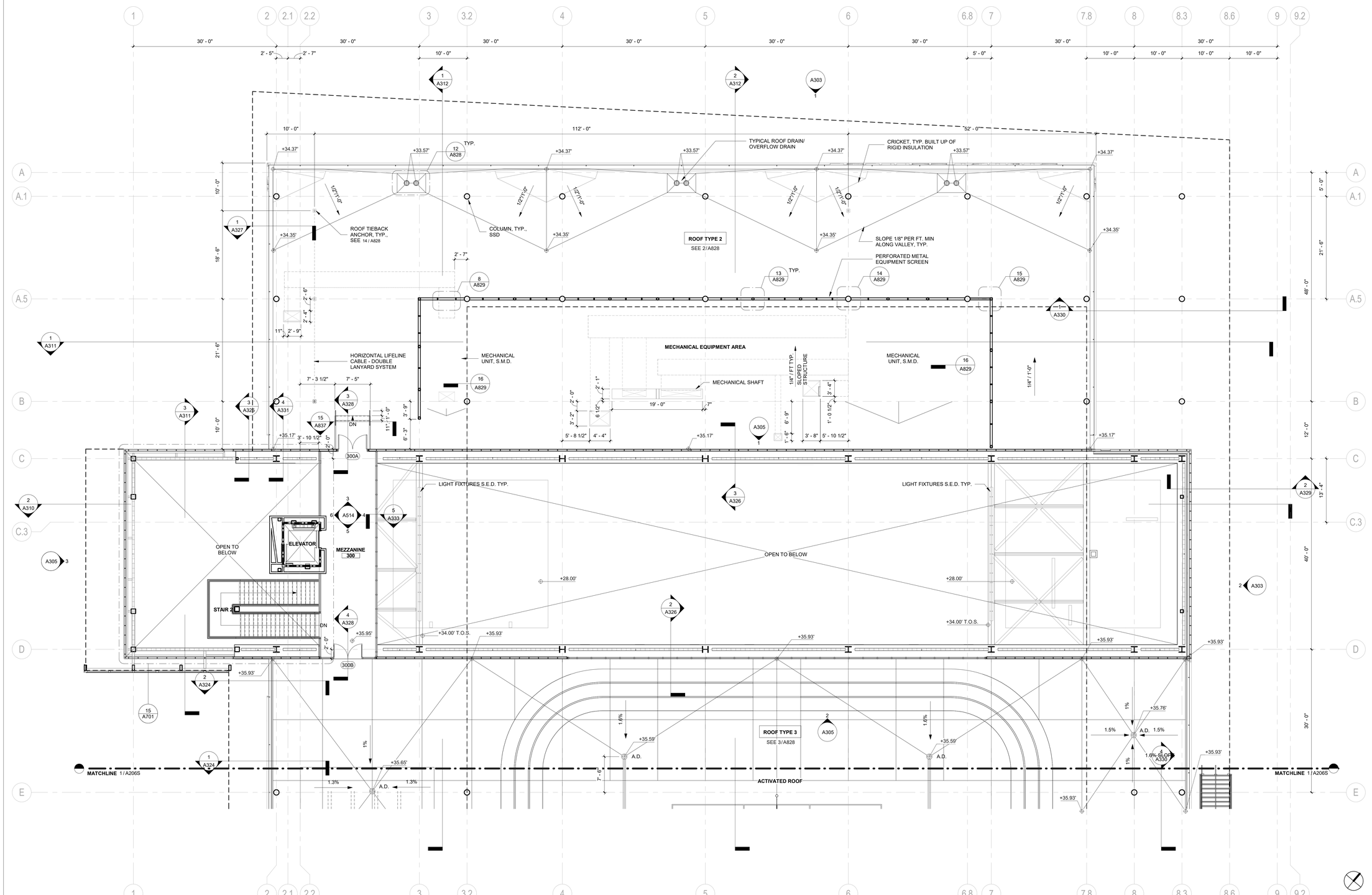

1 ACTIVATED ROOF PLAN - NORTH
1/8" = 1'-0"

GENERAL NOTES

1. PAINT ALL PRIMARY STRUCTURAL STEEL COLUMNS, BEAMS AND TRUSSES EXPOSED TO PUBLIC VIEW WITH INTUMESCENT PAINT TO PROVIDE ONE-HOUR FIRE PROTECTION.
   BEAMS: UL N634
   COLUMNS: UL Y615 & UL Y616
2. ALL PRIMARY STRUCTURAL STEEL COLUMNS, BEAMS AND TRUSSES CONCEALED OR NOT EXPOSED TO PUBLIC VIEW SHALL RECEIVE CEMENTITIOUS FIRPROOFING TO PROVIDE ONE-HOUR FIRE PROTECTION.
   BEAMS:
   COLUMNS: UL X790
3. SEE A901 FOR PARTITION TYPES.
4. SEE A1000 SERIES FOR FURNITURE PLANS.
5. THE PROJECT IS LOCATED IN A WILDLAND-URBAN INTERFACE FIRE AREA. EXTERIOR MATERIALS ARE REQUIRED TO MEET THE REQUIREMENTS OF CBC CHAPTER 7A. ALL GLAZING UNITS SHALL HAVE A MINIMUM OF ONE GLASS LITE THAT SHALL BE TEMPERED.
6. PROVIDE SIGNAGE AT PROTECTED ZONES FOR ALL MOMENT FRAME BEAMS. SEE 6 / A802.1 .
7. SEE SHEET A801 FOR FINISH LEGEND.
8. SEE SHEET A802 FOR DOOR SCHEDULE.
9. SIGNAGE MUST BE FILED INSPECTED PER CBC 11B-703.1.1

BLACH CONSTRUCTION

E|L|S ARCHITECTURE AND URBAN DESIGN

PROJECT:

CAÑADA COLLEGE KINESIOLOGY AND WELLNESS BUILDING

CAN B1N

PROJECT NUMBER:
201619

CLIENT:
SAN MATEO COMMUNITY COLLEGE DISTRICT
4200 FARM HILL BLVD.
REDWOOD CITY, CA 94601

PROJECT TEAM:

BUILDER:
BLACH Construction
2244 Blach Place, Suite 100
San Jose, CA 95131
P: 408.244.7100

ARCHITECT:
ELS Architecture and Urban Design
2040 Addison St
Berkeley, CA 94704
P: 510.549.2929

CIVIL:
BKF
4670 Willow Rd Ste 250
Pleasanton, CA 94588
P: 925.396.7700

LANDSCAPE:
SWA
2200 Bridgeway
Sausalito, California 94965
P: 415.332.5100

STRUCTURAL:
FORELL/ELSESSER ENGINEERS, INC.
160 Pine Street, 6th Floor
San Francisco, CA 94111
P: 415.837.0700

MECHANICAL (Design/Build):
AGC Inc.
745-B Camden Ave
Campbell, CA 95008
P: 408.369.6305

ELECTRICAL (Design/Build):
Sprig Electric
1860 S. 10th St
San Jose, CA 95112
P: 415.536.7848

PLUMBING (Design/Build):
KDS Plumbing, Inc.
1071 N. 13th St
San Jose, CA 95112
P: 408.435.1685

FIRE PROTECTION (Design/Build):
RCM
350 Enterprise Place
Tracy, CA 95304
P: 209.833.8228

POOL CONSULTANT:
Water Technology, Inc.
100 Park Avenue, P.O. Box 614
Beaver Dam, Wisconsin 53916
P: 920.887.7375

REVISION		
NUMBER	DATE	DESCRIPTION

IDENTIFICATION STAMP
DIVISION OF THE STATE ARCHITECT
APPLICATION # 01-116897

AC_____FLS_____SS_____

DATE _____

ISSUE: **INCREMENT II PERMIT SET**

DATE: **02/20/2019**

STAMP:

LICENSED ARCHITECT
LAURENCE D. MAHUTAC, Jr.
No. C-019182
Ren. 3/31/19
STATE OF CALIFORNIA

SHEET TITLE:

ACTIVATED ROOF PLAN - NORTH

SHEET NUMBER:

A206N

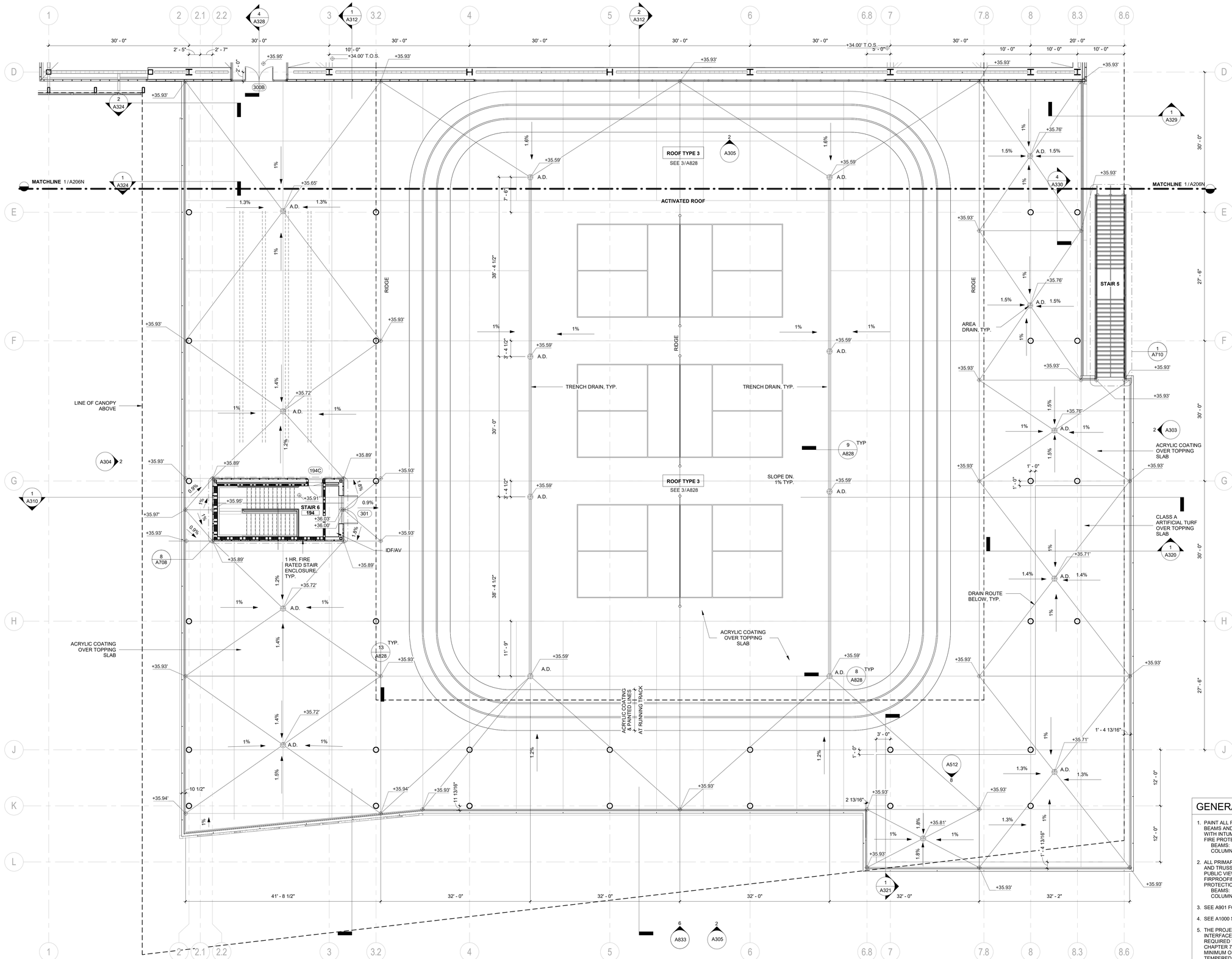

1 ACTIVATED ROOF PLAN - SOUTH
1/8" = 1'-0"

GENERAL NOTES

1. PAINT ALL PRIMARY STRUCTURAL STEEL COLUMNS, BEAMS AND TRUSSES EXPOSED TO PUBLIC VIEW WITH INTUMESCENT PAINT TO PROVIDE ONE-HOUR FIRE PROTECTION.
   BEAMS: UL N634
   COLUMNS: UL Y615 & UL Y616
2. ALL PRIMARY STRUCTURAL STEEL COLUMNS, BEAMS AND TRUSSES CONCEALED OR NOT EXPOSED TO PUBLIC VIEW SHALL RECEIVE CEMENTITIOUS FIRPROOFING TO PROVIDE ONE-HOUR FIRE PROTECTION.
   BEAMS:
   COLUMNS: UL X790
3. SEE A901 FOR PARTITION TYPES.
4. SEE A1000 SERIES FOR FURNITURE PLANS.
5. THE PROJECT IS LOCATED IN A WILDLAND-URBAN INTERFACE FIRE AREA. EXTERIOR MATERIALS ARE REQUIRED TO MEET THE REQUIREMENTS OF CBC CHAPTER 7A. ALL GLAZING UNITS SHALL HAVE A MINIMUM OF ONE GLASS LITE THAT SHALL BE TEMPERED.
6. PROVIDE SIGNAGE AT PROTECTED ZONES FOR ALL MOMENT FRAME BEAMS. SEE .
7. SEE SHEET A801 FOR FINISH LEGEND.
8. SEE SHEET A802 FOR DOOR SCHEDULE.
9. SIGNAGE MUST BE FILED INSPECTED PER CBC 11B-703.1.1

BLACH CONSTRUCTION

ELS ARCHITECTURE AND URBAN DESIGN

PROJECT:

CAÑADA COLLEGE KINESIOLOGY AND WELLNESS BUILDING

CAN B1N

PROJECT NUMBER:
201619

CLIENT:
SAN MATEO COMMUNITY COLLEGE DISTRICT
4200 FARM HILL BLVD.
REDWOOD CITY, CA 94601

PROJECT TEAM:

BUILDER:
BLACH Construction
2244 Blach Place, Suite 100
San Jose, CA 95131
P: 408.244.7100

ARCHITECT:
ELS Architecture and Urban Design
2040 Addison St
Berkeley, CA 94704
P: 510.549.2929

CIVIL:
BKF
4670 Willow Rd Ste 250
Pleasanton, CA 94588
P: 925.396.7700

LANDSCAPE:
SWA
2200 Bridgeway
Sausalito, California 94965
P: 415.332.5100

STRUCTURAL:
FORELL/ELSESSER ENGINEERS, INC.
160 Pine Street, 6th Floor
San Francisco, CA 94111
P: 415.837.0700

MECHANICAL (Design/Build):
AGC Inc.
745-B Camden Ave
Campbell, CA 95008
P: 408.369.6305

ELECTRICAL (Design/Build):
Sprig Electric
1860 S. 10th St
San Jose, CA 95112
P: 415.536.7848

PLUMBING (Design/Build):
KDS Plumbing, Inc.
1071 N. 13th St
San Jose, CA 95112
P: 408.435.1685

FIRE PROTECTION (Design/Build):
RCM
350 Enterprise Place
Tracy, CA 95304
P: 209.833.8228

POOL CONSULTANT:
Water Technology, Inc.
100 Park Avenue, P.O. Box 614
Beaver Dam, Wisconsin 53916
P. 920.887.7375

REVISION		
NUMBER	DATE	DESCRIPTION

IDENTIFICATION STAMP
DIVISION OF THE STATE ARCHITECT
APPLICATION # 01-116897

AC_____FLS_____SS_____

DATE _____

ISSUE: **INCREMENT II PERMIT SET**

DATE: **02/20/2019**

STAMP:

LICENSED ARCHITECT
CLARENCE D. MAMUYAC Jr.
No. C-019182
Ren. 3/31/19
STATE OF CALIFORNIA

SHEET TITLE:

ACTIVATED ROOF PLAN - SOUTH

SHEET NUMBER:

A206S

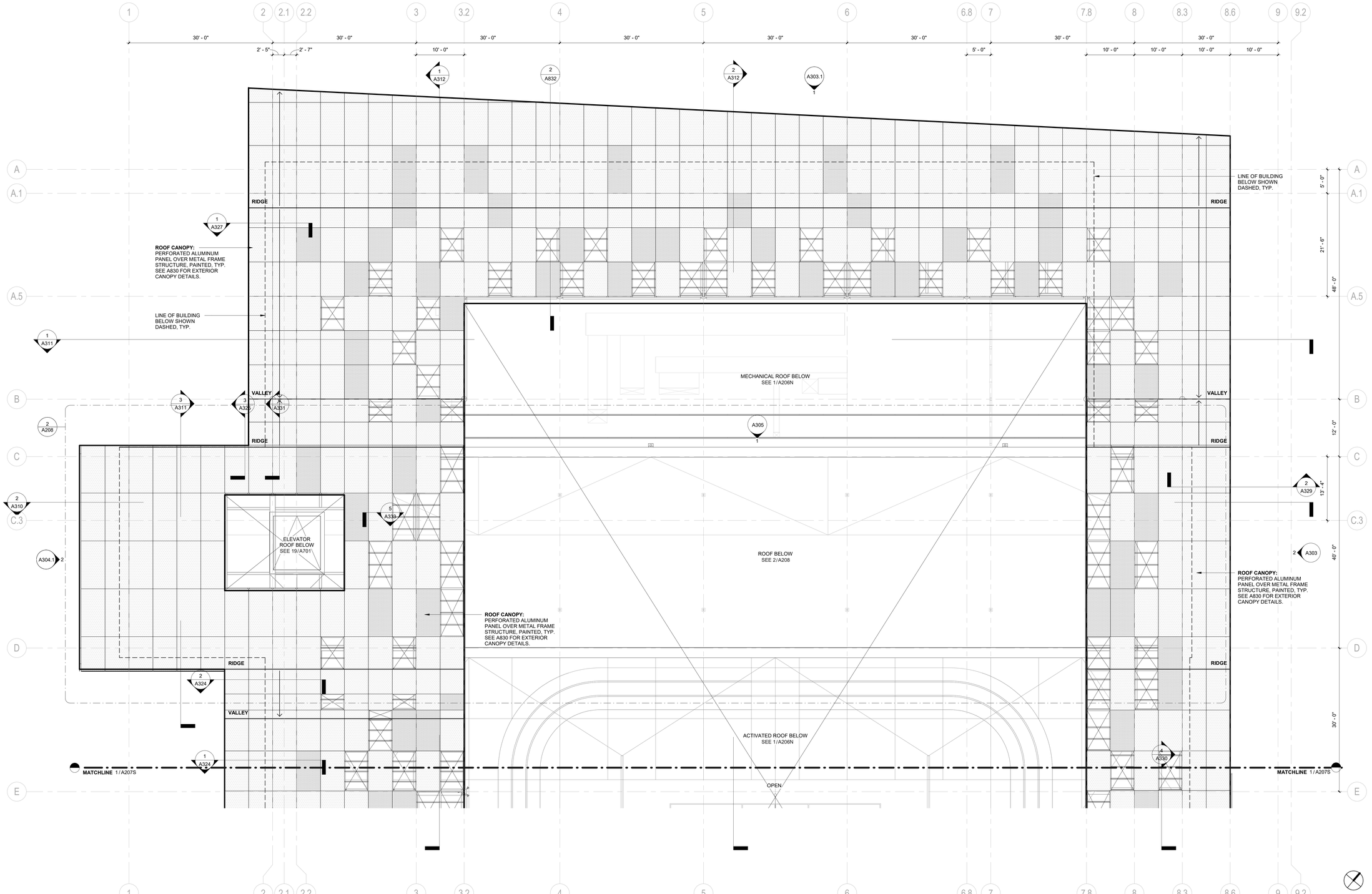

1 ROOF CANOPY PLAN - NORTH
1/8" = 1'-0"

ROOF CANOPY LEGEND

ALL PANELS TO BE ALUMINUM WITH A 30% OPEN PERFORATED PATTERN, PAINTED.

- NO PANEL
- COLOR 2
- COLOR 1

GENERAL NOTES

1. PAINT ALL PRIMARY STRUCTURAL STEEL COLUMNS, BEAMS AND TRUSSES EXPOSED TO PUBLIC VIEW WITH INTUMESCENT PAINT TO PROVIDE ONE-HOUR FIRE PROTECTION.
   BEAMS: UL N634
   COLUMNS: UL Y615 & UL Y616
2. ALL PRIMARY STRUCTURAL STEEL COLUMNS, BEAMS AND TRUSSES CONCEALED OR NOT EXPOSED TO PUBLIC VIEW SHALL RECEIVE CEMENTITIOUS FIRPROOFING TO PROVIDE ONE-HOUR FIRE PROTECTION.
   BEAMS:
   COLUMNS: UL X790
3. SEE A901 FOR PARTITION TYPES.
4. SEE A1000 SERIES FOR FURNITURE PLANS.
5. THE PROJECT IS LOCATED IN A WILDLAND-URBAN INTERFACE FIRE AREA. EXTERIOR MATERIALS ARE REQUIRED TO MEET THE REQUIREMENTS OF CBC CHAPTER 7A. ALL GLAZING UNITS SHALL HAVE A MINIMUM OF ONE GLASS LITE THAT SHALL BE TEMPERED.
6. PROVIDE SIGNAGE AT PROTECTED ZONES FOR ALL MOMENT FRAME BEAMS. SEE 6 / A802.1 .
7. SEE SHEET A801 FOR FINISH LEGEND.
8. SEE SHEET A802 FOR DOOR SCHEDULE.
9. SIGNAGE MUST BE FILED INSPECTED PER CBC 11B-703.1.1

BLACH CONSTRUCTION

ELS ARCHITECTURE AND URBAN DESIGN

PROJECT:

CAÑADA COLLEGE KINESIOLOGY AND WELLNESS BUILDING

CAN B1N

PROJECT NUMBER:
201619

CLIENT:
SAN MATEO COMMUNITY COLLEGE DISTRICT
4200 FARM HILL BLVD.
REDWOOD CITY, CA 94601

PROJECT TEAM:

BUILDER:
BLACH Construction
2244 Blach Place, Suite 100
San Jose, CA 95131
P: 408.244.7100

ARCHITECT:
ELS Architecture and Urban Design
2040 Addison St
Berkeley, CA 94704
P: 510.549.2929

CIVIL:
BKF
4670 Willow Rd Ste 250
Pleasanton, CA 94588
P: 925.396.7700

LANDSCAPE:
SWA
2200 Bridgeway
Sausalito, California 94965
P: 415.332.5100

STRUCTURAL:
FORELL/ELSESSER ENGINEERS, INC.
160 Pine Street, 6th Floor
San Francisco, CA 94111
P: 415.837.0700

MECHANICAL (Design/Build):
AGC Inc.
745-B Camden Ave
Campbell, CA 95008
P: 408.369.6305

ELECTRICAL (Design/Build):
Sprig Electric
1860 S. 10th St
San Jose, CA 95112
P: 415.536.7848

PLUMBING (Design/Build):
KDS Plumbing, Inc.
1071 N. 13th St
San Jose, CA 95112
P: 408.435.1685

FIRE PROTECTION (Design/Build):
RCM
350 Enterprise Place
Tracy, CA 95304
P: 209.833.8228

POOL CONSULTANT:
Water Technology, Inc.
100 Park Avenue, P.O. Box 614
Beaver Dam, Wisconsin 53916
P: 920.887.7375

REVISION		
NUMBER	DATE	DESCRIPTION

IDENTIFICATION STAMP
DIVISION OF THE STATE ARCHITECT
APPLICATION # 01-116897

AC_____FLS_____SS_____

DATE _____

ISSUE: **INCREMENT II PERMIT SET**

DATE: **02/20/2019**

STAMP:

LICENSED ARCHITECT
CLARENCE D. MANUYAG, Jr.
No. C-019182
Ren. 3/31/19
STATE OF CALIFORNIA

SHEET TITLE:

ROOF CANOPY PLAN - NORTH

SHEET NUMBER:

A207N

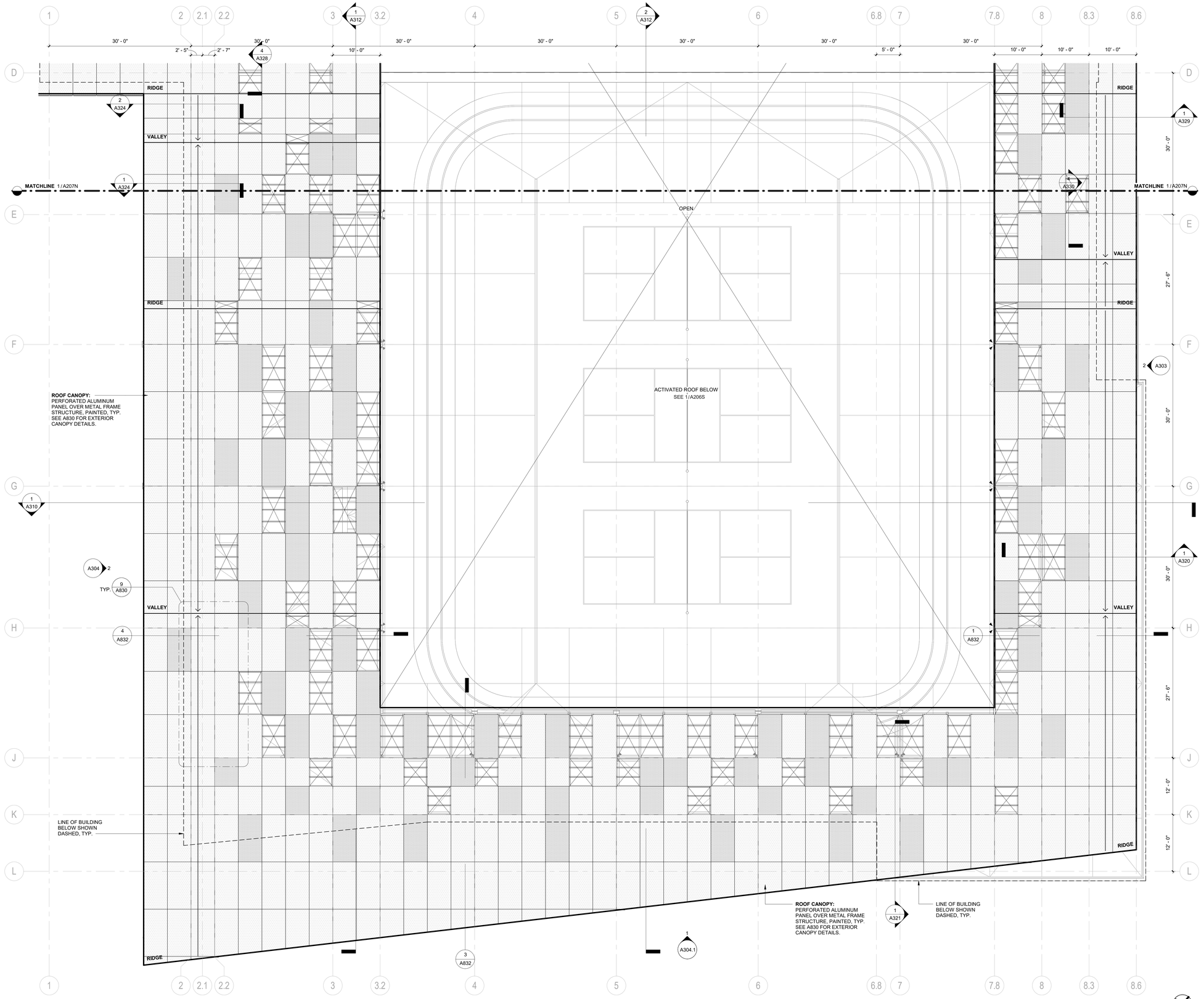

1 ROOF CANOPY PLAN - SOUTH
1/8" = 1'-0"

ROOF CANOPY METAL PANEL TYPE LEGEND

ALL PANELS TO BE ALUMINUM WITH A 30% OPEN PERFORATED PATTERN, PAINTED.

NO PANEL

COLOR 2

GENERAL NOTES

1. PAINT ALL PRIMARY STRUCTURAL STEEL COLUMNS, BEAMS AND TRUSSES EXPOSED TO PUBLIC VIEW WITH INTUMESCENT PAINT TO PROVIDE ONE-HOUR FIRE PROTECTION.
   BEAMS: UL N634
   COLUMNS: UL Y615 & UL Y616
2. ALL PRIMARY STRUCTURAL STEEL COLUMNS, BEAMS AND TRUSSES CONCEALED OR NOT EXPOSED TO PUBLIC VIEW SHALL RECEIVE CEMENTITIOUS FIRPROOFING TO PROVIDE ONE-HOUR FIRE PROTECTION.
   BEAMS:
   COLUMNS: UL X790
3. SEE A901 FOR PARTITION TYPES.
4. SEE A1000 SERIES FOR FURNITURE PLANS.
5. THE PROJECT IS LOCATED IN A WILDLAND-URBAN INTERFACE FIRE AREA. EXTERIOR MATERIALS ARE REQUIRED TO MEET THE REQUIREMENTS OF CBC CHAPTER 7A. ALL GLAZING UNITS SHALL HAVE A MINIMUM OF ONE GLASS LITE THAT SHALL BE TEMPERED.
6. PROVIDE SIGNAGE AT PROTECTED ZONES FOR ALL MOMENT FRAME BEAMS. SEE
7. SEE SHEET A801 FOR FINISH LEGEND.
8. SEE SHEET A802 FOR DOOR SCHEDULE.
9. SIGNAGE MUST BE FILED INSPECTED PER CBC 11B-703.1.1

BLACH CONSTRUCTION

ELS ARCHITECTURE AND URBAN DESIGN

PROJECT:

CAÑADA COLLEGE KINESIOLOGY AND WELLNESS BUILDING

CAN B1N

PROJECT NUMBER:
201619

CLIENT:
SAN MATEO COMMUNITY COLLEGE DISTRICT
4200 FARM HILL BLVD.
REDWOOD CITY, CA 94601

PROJECT TEAM:

BUILDER:
BLACH Construction
2244 Blach Place, Suite 100
San Jose, CA 95131
P: 408.244.7100

ARCHITECT:
ELS Architecture and Urban Design
2040 Addison St
Berkeley, CA 94704
P: 510.549.2929

CIVIL:
BKF
4670 Willow Rd Ste 250
Pleasanton, CA 94588
P: 925.396.7700

LANDSCAPE:
SWA
2200 Bridgeway
Sausalito, California 94965
P: 415.332.5100

STRUCTURAL:
FORELL/ELSESSER ENGINEERS, INC.
160 Pine Street, 6th Floor
San Francisco, CA 94111
P: 415.837.0700

MECHANICAL (Design/Build):
AGC Inc.
745-B Camden Ave
Campbell, CA 95008
P: 408.369.6305

ELECTRICAL (Design/Build):
Sprig Electric
1860 S. 10th St
San Jose, CA 95112
P: 415.536.7848

PLUMBING (Design/Build):
KDS Plumbing, Inc.
1071 N. 13th St
San Jose, CA 95112
P: 408.435.1685

FIRE PROTECTION (Design/Build):
RCM
350 Enterprise Place
Tracy, CA 95304
P: 209.833.8228

POOL CONSULTANT:
Water Technology, Inc.
100 Park Avenue, P.O. Box 614
Beaver Dam, Wisconsin 53916
P: 920.887.7375

REVISION		
NUMBER	DATE	DESCRIPTION

IDENTIFICATION STAMP
DIVISION OF THE STATE ARCHITECT
APPLICATION # 01-116897

AC_____FLS_____SS_____

DATE _____

ISSUE: **INCREMENT II PERMIT SET**

DATE: **02/20/2019**

STAMP:

LICENSED ARCHITECT
CLARENCE D. MAMUYAC, Jr.
No. C-019182
Ren. 3/31/19
STATE OF CALIFORNIA

SHEET TITLE:
ROOF CANOPY PLAN - SOUTH

SHEET NUMBER:
A207S