



English and Math Placement Report

Spring 2013

Office of Planning, Research, and Institutional Effectiveness

December 2013

Description/Explanation of the Placement Report

Students were included in this report: who (a) enrolled in Cañada College in spring 2013, (b) were age of 24 or younger, and (c) were graduated from the local 5 high schools or concurrently enrolled in the local high school.

The left hand pie chart was the placement results of Cañada College students who enrolled in spring 2013, were age of 24 or younger, and came from the local 5 high schools. The right hand pie chart was the placement results of Cañada College students who enrolled in spring 2013, were age of 24 or younger, and came from each of the local high school (Carlmont High School, Menlo-Atherton High School, Redwood High School, Sequoia High School, and Woodside High School).

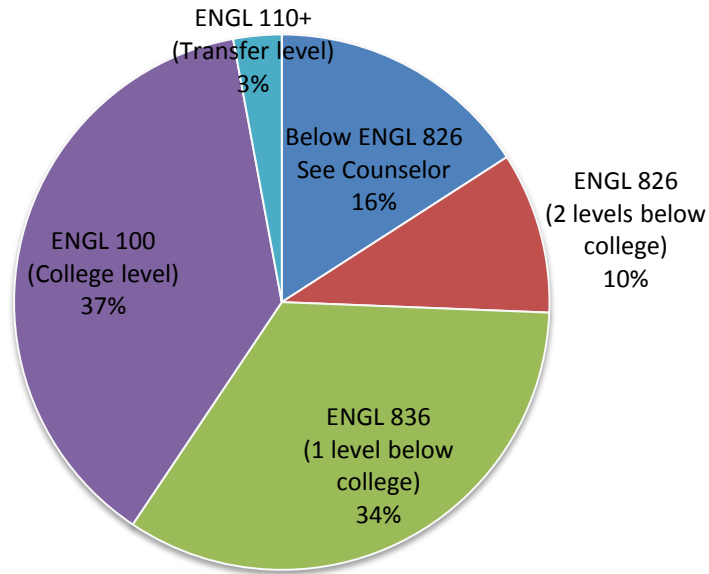
English Placement: ENGL=English

- Below ENGL 826=More than 2 levels below college English
- ENGL 826=2 levels below college English
- ENGL 836=1 level below college English
- ENGL 100=College level English
- ENGL 110+=Transfer level English
- No placement=Student did not have information on the placement result

Math Placement: MATH

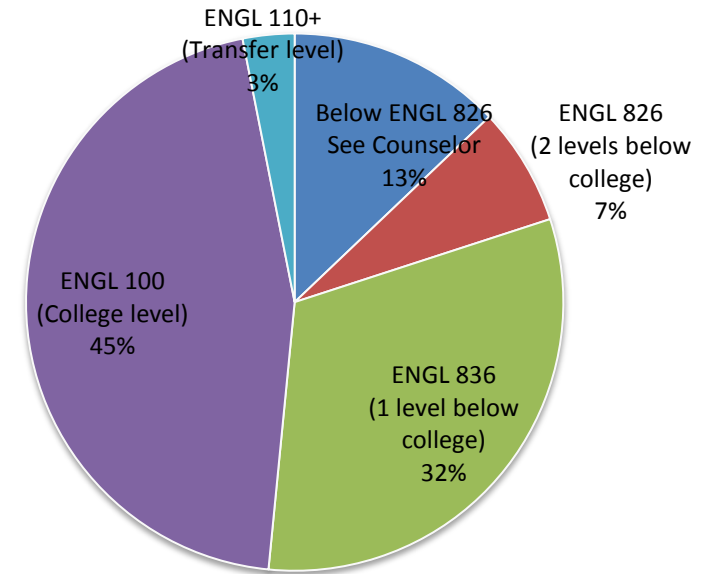
- MATH 811=2 levels below college math
- MATH 110=1 level below college math
- MATH 120=Degree applicable
- MATH 125+=Transfer level Math
- No placement=Student did not have information on the placement result

Cañada College Spring 2013 English Placement Results (N=1202)



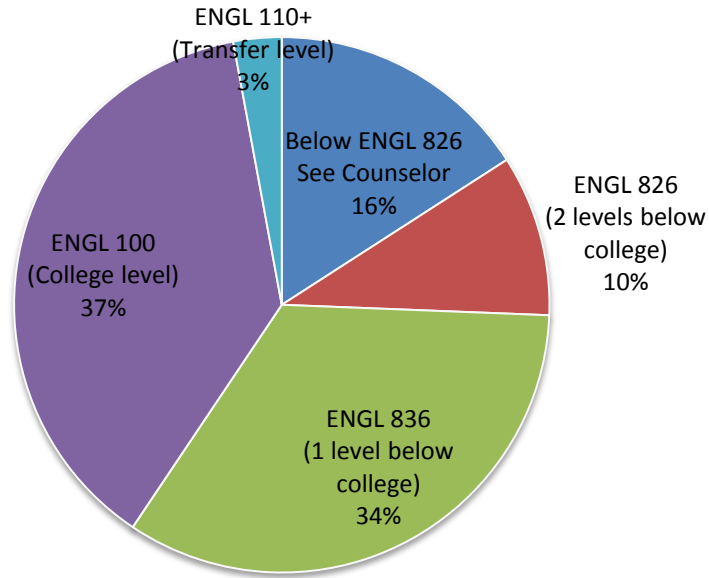
A total of 1366 students enrolled in spring 2013 from 5 local high schools, of these 1366, 1202 had English placement test results.

Carlmont High School English Placement Results (N=225)



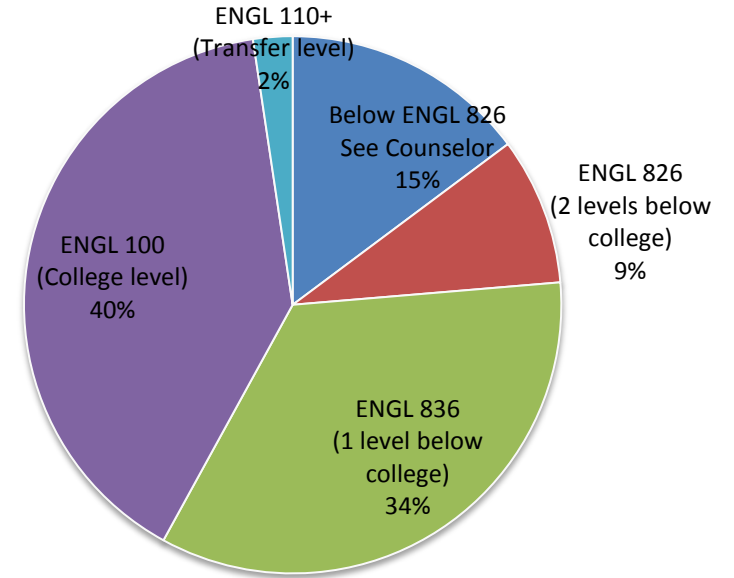
A total of 264 Carlmont High School students enrolled at Cañada College in spring 2013, of these 264, 225 had English placement test results.

Cañada College Spring 2013 English Placement Results (N=1202)



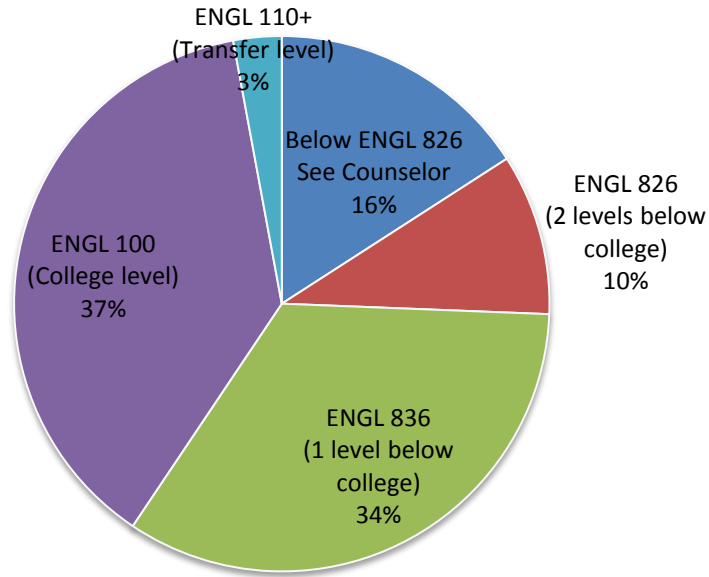
A total of 1366 students enrolled in spring 2013 from 5 local high schools, of these 1366, 1202 had English placement test results.

Menlo-Atherton High School English Placement Results (N=169)



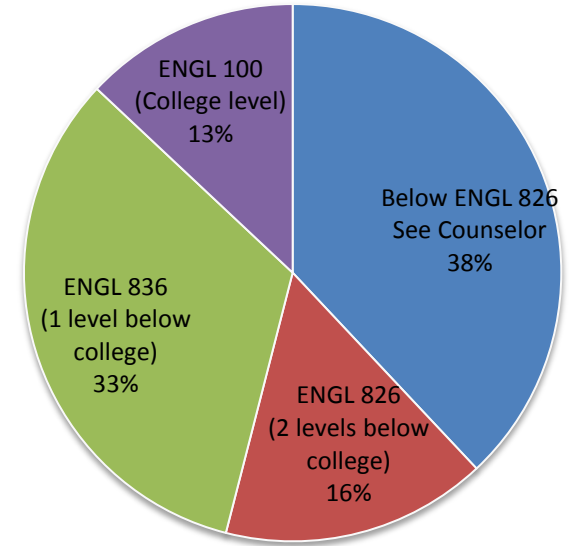
A total of 179 Menlo-Atherton High School students enrolled at Cañada College in spring 2013, of these 179, 169 had English placement test results.

Cañada College Spring 2013 English Placement Results (N=1202)



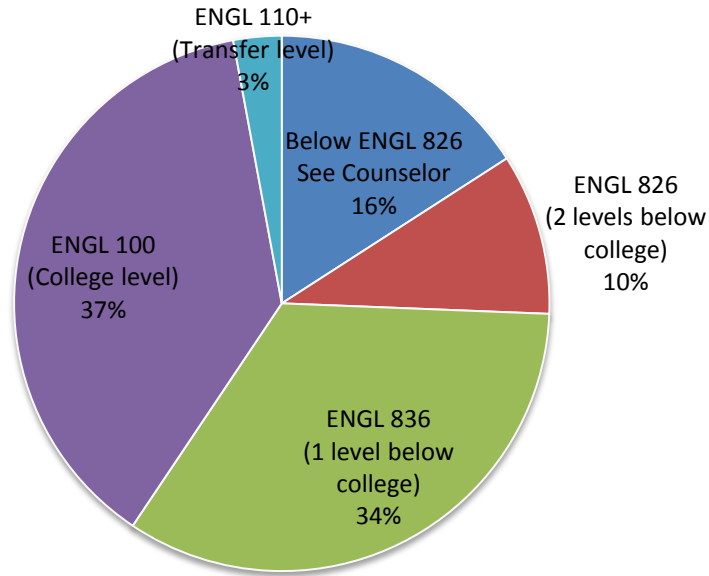
A total of 1366 students enrolled in spring 2013 from 5 local high schools, of these 1366, 1202 had English placement test results.

Redwood High School English Placement Results (N=100)



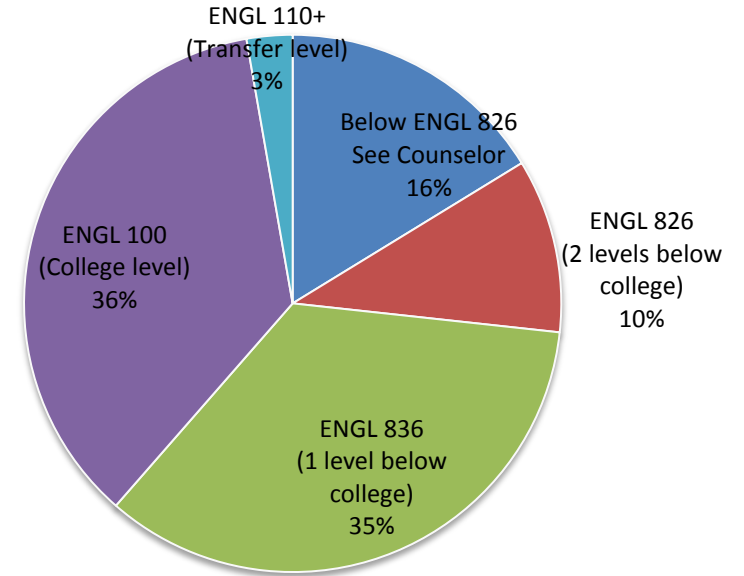
A total of 115 Redwood High School students enrolled at Cañada College in spring 2013, of these 115, 100 had English placement test results.

Cañada College Spring 2013 English Placement Results (N=1202)



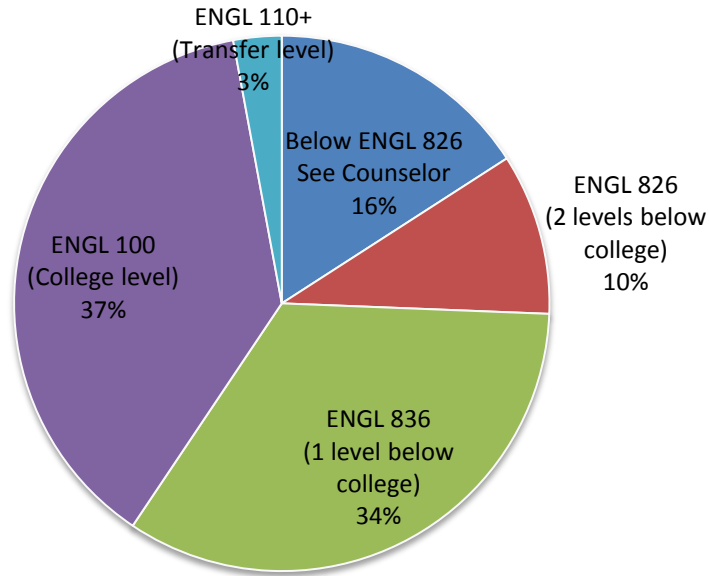
A total of 1366 students enrolled in spring 2013 from 5 local high schools, of these 1366, 1202 had English placement test results.

Sequoia High School English Placement Results (N=363)



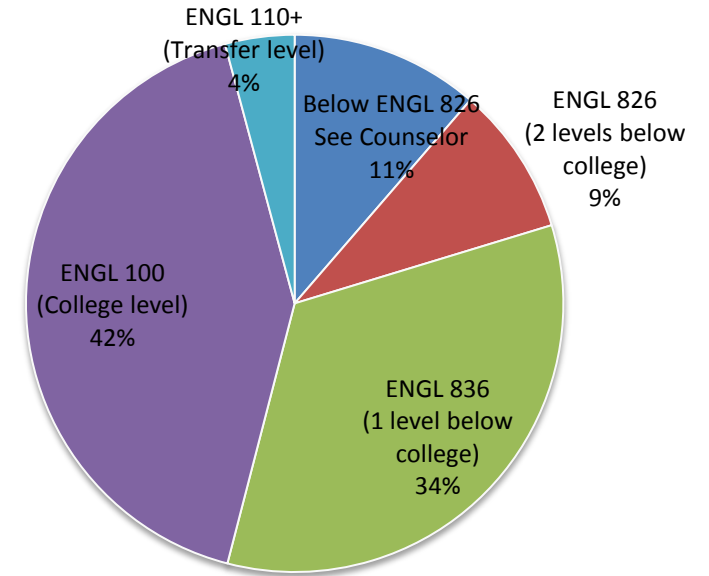
A total of 415 Sequoia High School students enrolled at Cañada College in spring 2013, of these 415, 363 had English placement test results.

Cañada College Spring 2013 English Placement Results (N=1202)



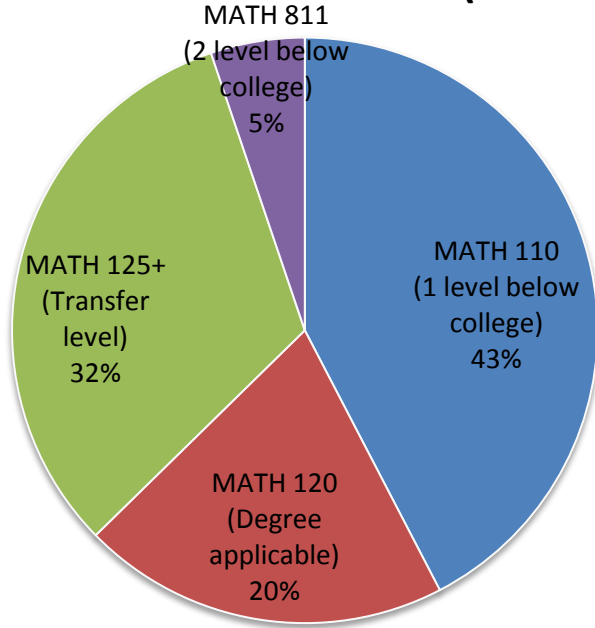
A total of 1366 students enrolled in spring 2013 from 5 local high schools, of these 1366, 1202 had English placement test results.

Woodside High School English Placement Results (N=335)



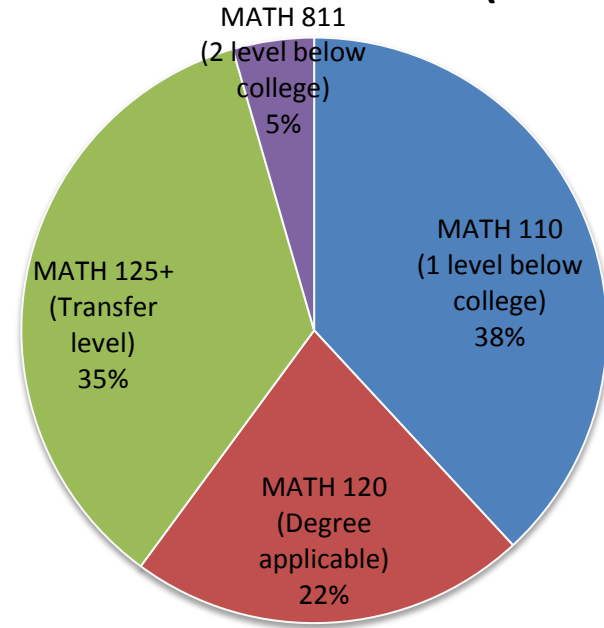
A total of 382 Woodside High School students enrolled at Cañada College in spring 2013, of these 382, 335 had English placement test results.

Cañada College Spring 2013 Math Placement Results (N=1232)



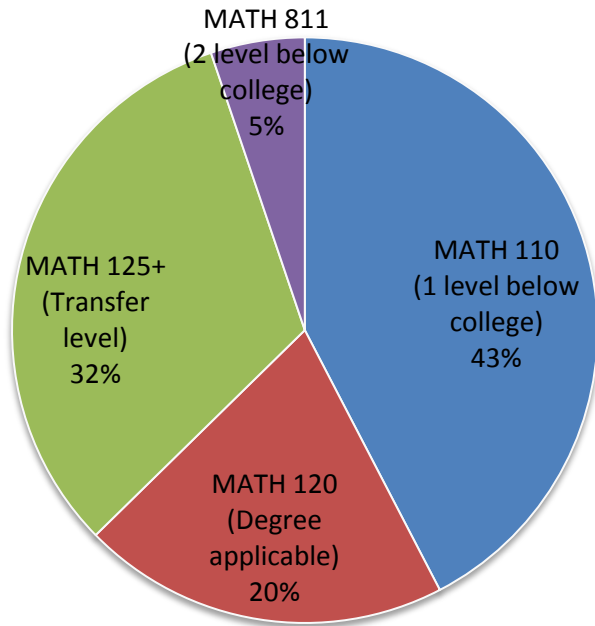
A total of 1366 students enrolled in spring 2013 from 5 local high schools, of these 1366, 1232 had math placement test results.

Carlmont High School Math Placement Results (N=223)



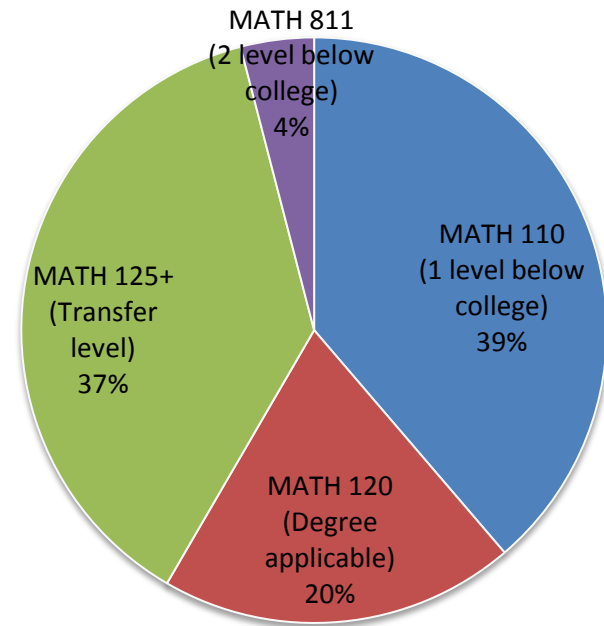
A total of 264 Carlmont High School students enrolled at Cañada College in spring 2013, of these 264, 223 had math placement test results.

Cañada College Spring 2013 Math Placement Results (N=1232)



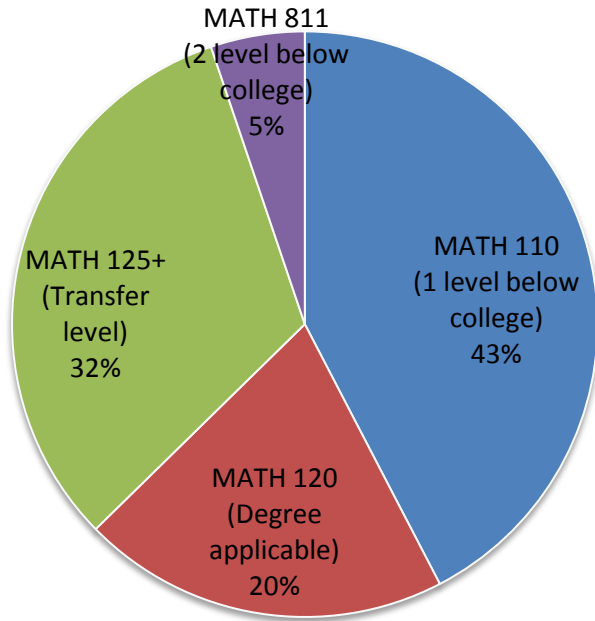
A total of 1366 students enrolled in spring 2013 from 5 local high schools, of these 1366, 1232 had math placement test results.

Menlo-Atherton High School Math Placement Results (N=173)



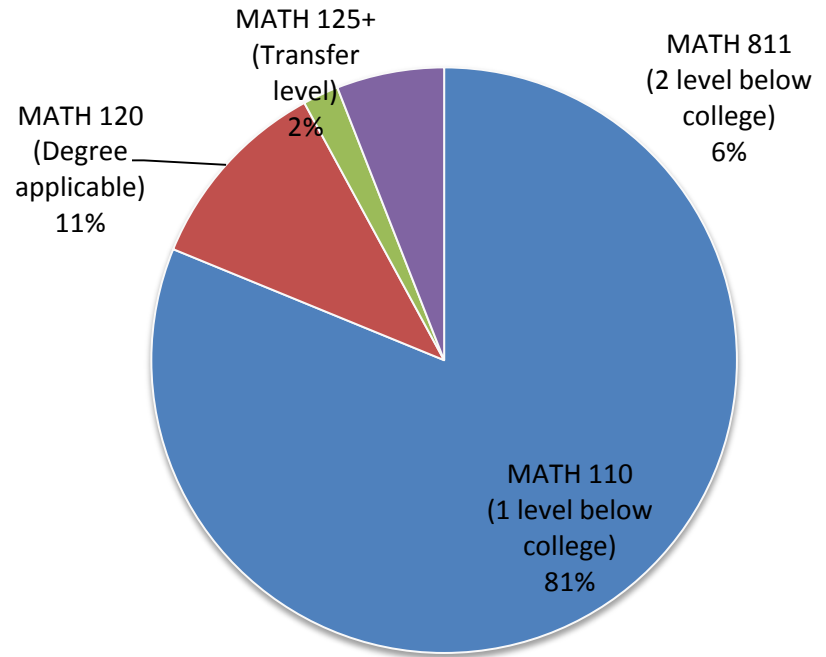
A total of 179 Menlo-Atherton High School students enrolled at Cañada College in spring 2013, of these 179, 173 had math placement test results.

Cañada College Spring 2013 Math Placement Results (N=1232)



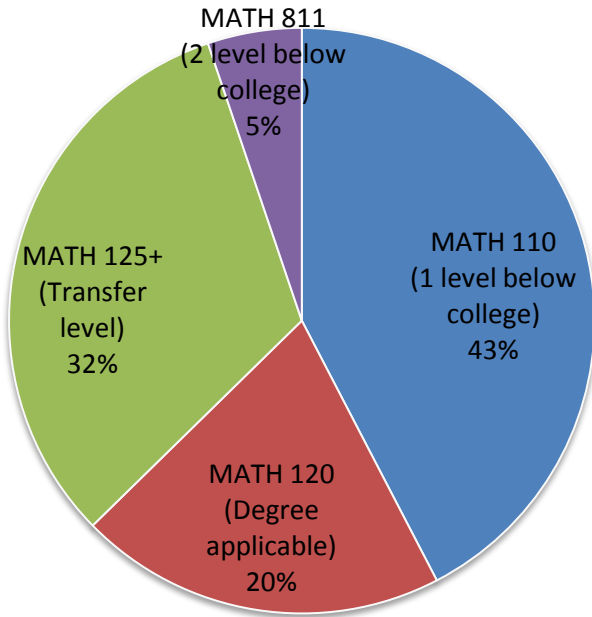
A total of 1366 students enrolled in spring 2013 from 5 local high schools, of these 1366, 1232 had math placement test results.

Redwood High School Math Placement Results (N=101)



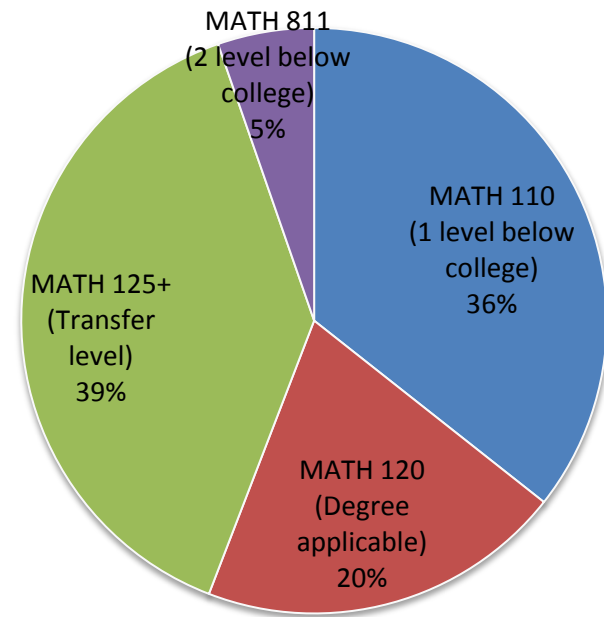
A total of 115 Redwood High School students enrolled at Cañada College in spring 2013, of these 115, 101 had math placement test results.

Cañada College Spring 2013 Math Placement Results (N=1232)



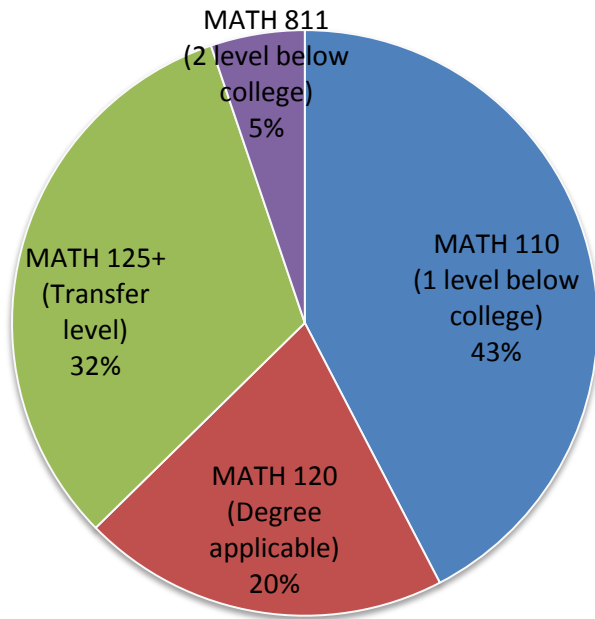
A total of 1366 students enrolled in spring 2013 from 5 local high schools, of these 1366, 1232 had math placement test results.

Sequoia High School Math Placement Results (N=376)



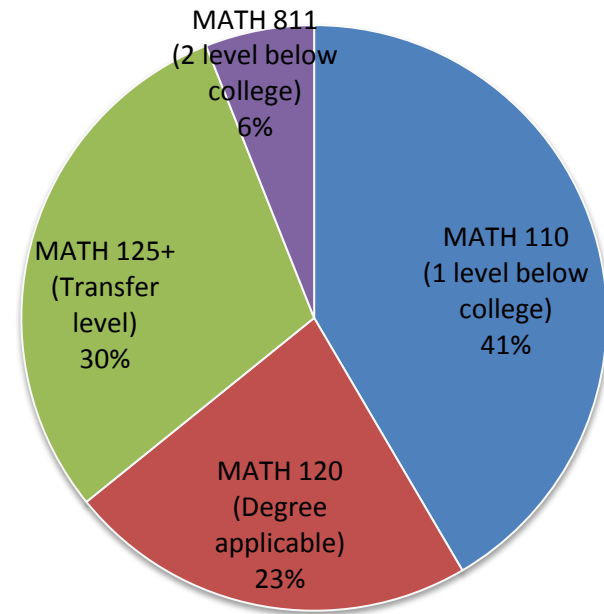
A total of 415 Sequoia High School students enrolled at Cañada College in spring 2013, of these 415, 376 had math placement test results.

Cañada College Spring 2013 Math Placement Results (N=1232)



A total of 1366 students enrolled in spring 2013 from 5 local high schools, of these 1366, 1232 had math placement test results.

Woodside High School Math Placement Results (N=349)



A total of 382 Woodside High School students enrolled at Cañada College in spring 2013, of these 382, 349 had math placement test results.