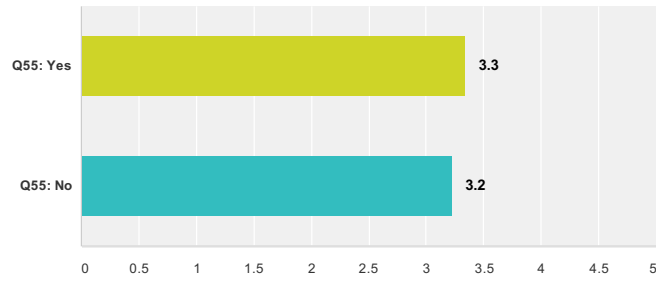


# Cañada College Student Satisfaction Survey 2014

## Q30 Through my educational experience at Cañada College, I can apply theories or concepts to solving practical problems.

Answered: 923 Skipped: 24

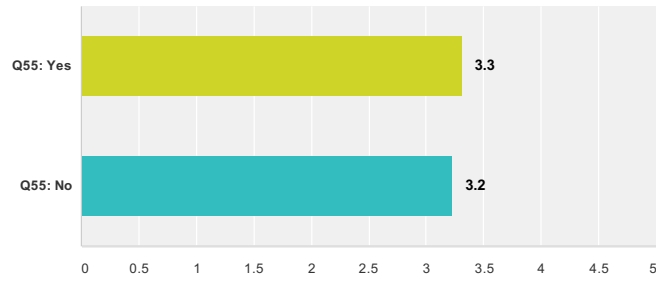


	Strongly Disagree	Disagree	Agree	Strongly Agree	Total
Q55: Yes	2.08% 5.0	0.83% 2.0	57.92% 139.0	39.17% 94.0	240
Q55: No	1.32% 9.0	4.39% 30.0	64.86% 443.0	29.43% 201.0	683
<b>Total Respondents</b>	14	32	582	295	923

# Cañada College Student Satisfaction Survey 2014

## Q31 Through my educational experience at Cañada College, I can analyze the basic elements of an argument, idea, or theory.

Answered: 913 Skipped: 34

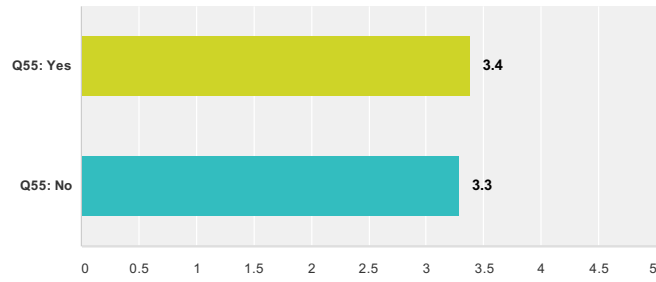


	Strongly Disagree	Disagree	Agree	Strongly Agree	Total
Q55: Yes	2.52% 6.0	2.52% 6.0	56.30% 134.0	38.66% 92.0	238
Q55: No	1.78% 12.0	4.89% 33.0	62.81% 424.0	30.52% 206.0	675
<b>Total Respondents</b>	18	39	558	298	913

# Cañada College Student Satisfaction Survey 2014

**Q32 Through my educational experience at Cañada College, I can select, evaluate, and use information to support a conclusion.**

Answered: 919 Skipped: 28

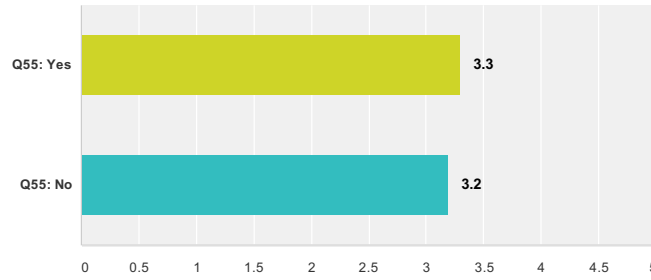


	Strongly Disagree	Disagree	Agree	Strongly Agree	Total
Q55: Yes	1.66% 4.0	1.24% 3.0	54.36% 131.0	42.74% 103.0	241
Q55: No	1.33% 9.0	2.95% 20.0	61.50% 417.0	34.22% 232.0	678
<b>Total Respondents</b>	13	23	548	335	919

# Cañada College Student Satisfaction Survey 2014

**Q33 Through my educational experience at Cañada College, I can draw from a variety of sources and inspirations to create unique, imaginative or innovative ideas or works.**

Answered: 922 Skipped: 25

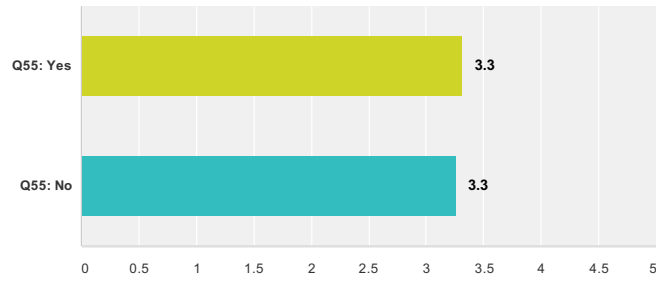


	Strongly Disagree	Disagree	Agree	Strongly Agree	Total
Q55: Yes	1.66% 4.0	6.22% 15.0	52.28% 126.0	39.83% 96.0	241
Q55: No	1.76% 12.0	6.46% 44.0	62.26% 424.0	29.52% 201.0	681
<b>Total Respondents</b>	16	59	550	297	922

# Cañada College Student Satisfaction Survey 2014

## Q34 Through my educational experience at Cañada College, I can identify and evaluate multiple approaches to solving problems.

Answered: 912 Skipped: 35

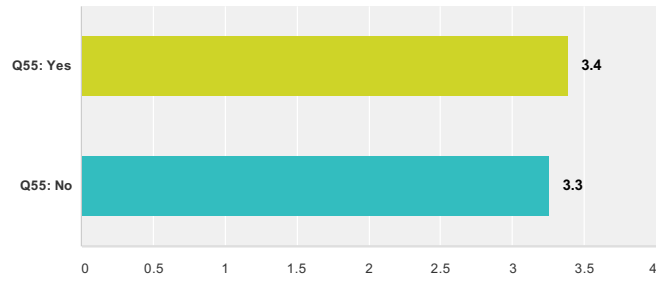


	Strongly Disagree	Disagree	Agree	Strongly Agree	Total
Q55: Yes	1.26% 3.0	5.46% 13.0	54.20% 129.0	39.08% 93.0	238
Q55: No	1.78% 12.0	3.56% 24.0	62.31% 420.0	32.34% 218.0	674
<b>Total Respondents</b>	15	37	549	311	912

# Cañada College Student Satisfaction Survey 2014

**Q35 Through my educational experience at Cañada College, I can apply the knowledge or skills that I acquired in one discipline to work that I do in another discipline.**

Answered: 913 Skipped: 34

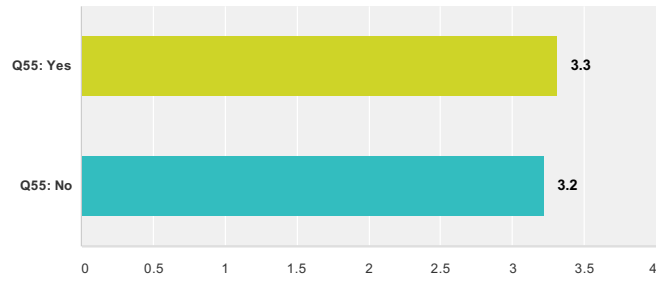


	Strongly Disagree	Disagree	Agree	Strongly Agree	Total
Q55: Yes	1.68% 4.0	2.52% 6.0	51.26% 122.0	44.54% 106.0	238
Q55: No	1.63% 11.0	3.41% 23.0	62.37% 421.0	32.59% 220.0	675
<b>Total Respondents</b>	15	29	543	326	913

# Cañada College Student Satisfaction Survey 2014

## Q36 Through my educational experience at Cañada College, I can speak clearly and effectively to convey an idea or set of facts.

Answered: 921 Skipped: 26

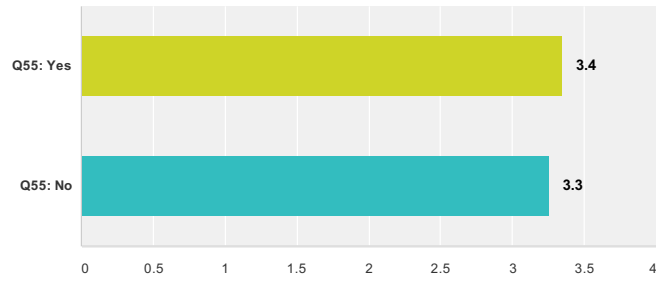


	Strongly Disagree	Disagree	Agree	Strongly Agree	Total
Q55: Yes	1.67% 4.0	4.18% 10.0	55.23% 132.0	38.91% 93.0	239
Q55: No	1.47% 10.0	5.72% 39.0	62.17% 424.0	30.65% 209.0	682
<b>Total Respondents</b>	14	49	556	302	921

# Cañada College Student Satisfaction Survey 2014

**Q37 Through my educational experience at Cañada College, I can write clearly and effectively to convey an idea or set of facts.**

Answered: 917 Skipped: 30



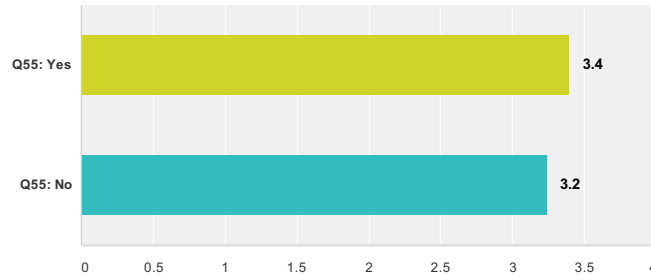
	Strongly Disagree	Disagree	Agree	Strongly Agree	Total
Q55: Yes	1.69% 4.0	2.54% 6.0	54.66% 129.0	41.10% 97.0	236
Q55: No	1.17% 8.0	5.29% 36.0	60.06% 409.0	33.48% 228.0	681
<b>Total Respondents</b>	12	42	538	325	917



# Cañada College Student Satisfaction Survey 2014

**Q38 Through my educational experience at Cañada College, I can find and evaluate sources of information and cite sources appropriately according to institutional and discipline standards.**

Answered: 905 Skipped: 42

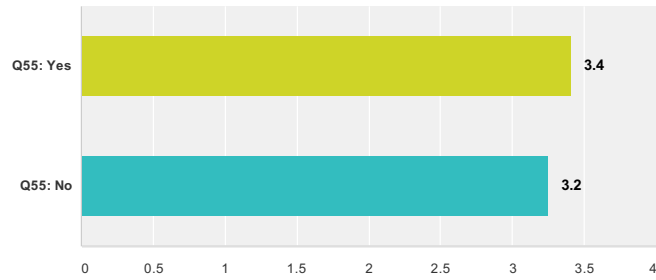


	Strongly Disagree	Disagree	Agree	Strongly Agree	Total
Q55: Yes	1.68% 4.0	2.10% 5.0	50.84% 121.0	45.38% 108.0	238
Q55: No	1.50% 10.0	5.10% 34.0	61.62% 411.0	31.78% 212.0	667
<b>Total Respondents</b>	14	39	532	320	905

# Cañada College Student Satisfaction Survey 2014

**Q39 Through my educational experience at Cañada College, I can integrate ideas or information from a variety of sources into a document or report.**

Answered: 915 Skipped: 32

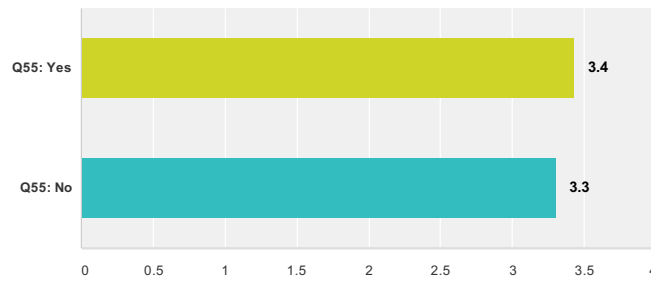


	Strongly Disagree	Disagree	Agree	Strongly Agree	Total
Q55: Yes	1.67% 4.0	1.26% 3.0	51.88% 124.0	45.19% 108.0	239
Q55: No	1.48% 10.0	4.29% 29.0	62.13% 420.0	32.10% 217.0	676
<b>Total Respondents</b>	14	32	544	325	915

# Cañada College Student Satisfaction Survey 2014

**Q40 Through my educational experience at Cañada College, I can understand the perspective of people who hold religious beliefs, political opinions, or personal values that substantially differ from my own.**

Answered: 907 Skipped: 40

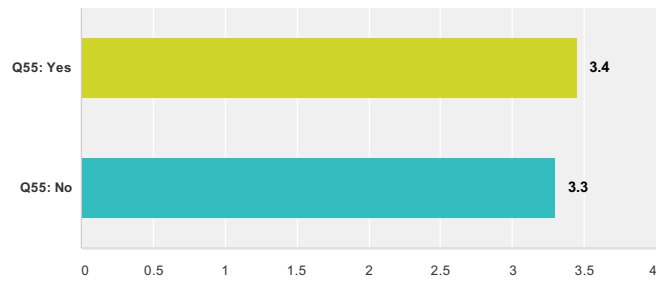


	Strongly Disagree	Disagree	Agree	Strongly Agree	Total
Q55: Yes	1.26% 3.0	2.10% 5.0	49.16% 117.0	47.48% 113.0	238
Q55: No	1.94% 13.0	5.83% 39.0	52.02% 348.0	40.21% 269.0	669
<b>Total Respondents</b>	16	44	465	382	907

# Cañada College Student Satisfaction Survey 2014

**Q41 Through my educational experience at Cañada College, I can understand the perspective of people who hold religious beliefs, political opinions, or personal values that substantially differ from my own.**

Answered: 912 Skipped: 35

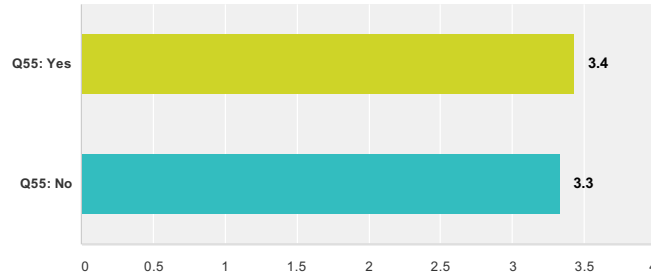


	Strongly Disagree	Disagree	Agree	Strongly Agree	Total
Q55: Yes	1.25% 3.0	0.83% 2.0	50.00% 120.0	47.92% 115.0	240
Q55: No	2.08% 14.0	5.51% 37.0	52.68% 354.0	39.73% 267.0	672
<b>Total Respondents</b>	17	39	474	382	912

# Cañada College Student Satisfaction Survey 2014

**Q42 Through my educational experience at Cañada College, I can work effectively with diverse groups of people to accomplish a task or solve a problem.**

Answered: 911 Skipped: 36

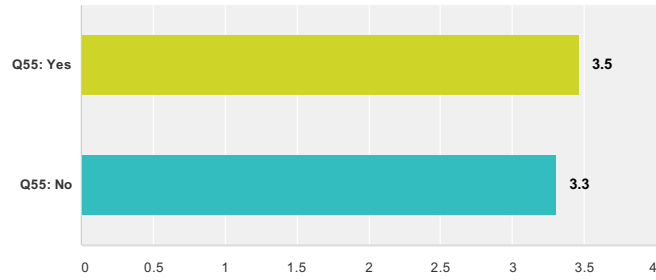


	Strongly Disagree	Disagree	Agree	Strongly Agree	Total
Q55: Yes	1.27% 3.0	2.11% 5.0	48.95% 116.0	47.68% 113.0	237
Q55: No	1.48% 10.0	3.56% 24.0	55.19% 372.0	39.76% 268.0	674
<b>Total Respondents</b>	13	29	488	381	911

# Cañada College Student Satisfaction Survey 2014

**Q43 Through my educational experience at Cañada College, I can identify the contributions of people from of a different economic, social, racial or ethnic background than my own.**

Answered: 921 Skipped: 26

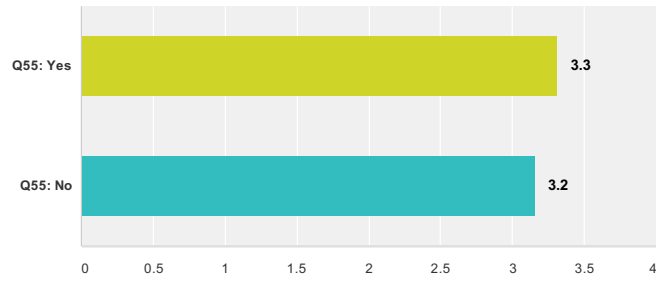


	Strongly Disagree	Disagree	Agree	Strongly Agree	Total
Q55: Yes	1.67% 4.0	0.83% 2.0	47.08% 113.0	50.42% 121.0	240
Q55: No	1.47% 10.0	4.41% 30.0	55.80% 380.0	38.33% 261.0	681
<b>Total Respondents</b>	14	32	493	382	921

# Cañada College Student Satisfaction Survey 2014

## Q44 Through my educational experience at Cañada College, I can use equations to analyze and solve problems.

Answered: 897 Skipped: 50

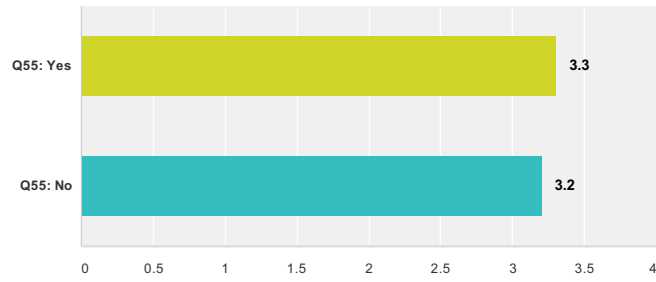


	Strongly Disagree	Disagree	Agree	Strongly Agree	Total
Q55: Yes	0.85% 2.0	5.93% 14.0	53.81% 127.0	39.41% 93.0	236
Q55: No	2.87% 19.0	7.72% 51.0	60.21% 398.0	29.20% 193.0	661
<b>Total Respondents</b>	21	65	525	286	897

# Cañada College Student Satisfaction Survey 2014

**Q45 Through my educational experience at Cañada College, I can make judgments and draw conclusions from data presented in graphs, tables, or diagrams.**

Answered: 906 Skipped: 41



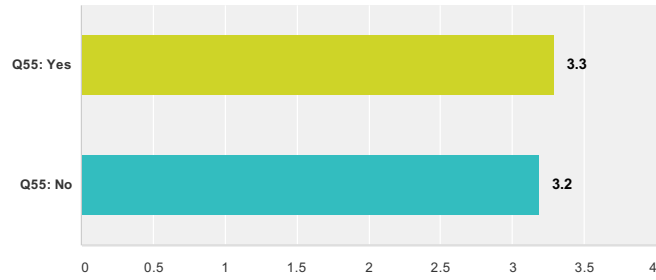
	Strongly Disagree	Disagree	Agree	Strongly Agree	Total
Q55: Yes	1.26% 3.0	7.56% 18.0	50.00% 119.0	41.18% 98.0	238
Q55: No	2.10% 14.0	7.04% 47.0	59.28% 396.0	31.59% 211.0	668
<b>Total Respondents</b>	17	65	515	309	906



# Cañada College Student Satisfaction Survey 2014

**Q46 Through my educational experience at Cañada College, I can critically analyze whether data, presented in graphs, tables or diagrams, support appropriate conclusions.**

Answered: 904 Skipped: 43



	Strongly Disagree	Disagree	Agree	Strongly Agree	Total
Q55: Yes	1.67% 4.0	6.69% 16.0	52.72% 126.0	38.91% 93.0	239
Q55: No	2.26% 15.0	7.22% 48.0	60.00% 399.0	30.53% 203.0	665
<b>Total Respondents</b>	19	64	525	296	904